



**International
Human Rights
Instruments**

Distr.
GENERAL

HRI/CORE/ETH/2008
6 February 2009

Original: ENGLISH

**CORE DOCUMENT FORMING THE INITIAL PART
OF THE REPORTS OF STATES PARTIES**

ETHIOPIA*

[12 September 2008]

* In accordance with the information transmitted to States parties regarding the processing of their reports, the present document was not edited before being sent to the United Nations translation services.

CONTENTS

	<i>Paragraphs</i>	<i>Page</i>
Acronyms		9
I. INTRODUCTION	1 - 5	10
II. GENERAL INFORMATION	6 - 89	11
A. Demographic, economic, social and cultural characteristics of the State	6 - 22	11
B. Constitutional, political and legal structure of the State	23 - 89	14
III. GENERAL FRAMEWORK FOR THE PROTECTION AND PROMOTION OF HUMAN RIGHTS	90 - 261	25
A. Acceptance of international human rights norms	90 - 98	25
B. Legal framework for the protection of human rights at the national level	99 - 210	27
C. Framework within which human rights are promoted at the national level	211 - 255	47
D. Reporting process at the national level	256 - 260	57
E. Follow-up to international conferences	261	58
IV. INFORMATION ON NON-DISCRIMINATION AND EQUALITY	262 - 286	58

Annexes

1. Demographic indicators		63
2. Social, economic and cultural indicators		84
3. Indicators on the political system		119
4. Crime statistics and information on administration of justice		124
5. Legal framework		145

Tables

Table 1 Population size of Ethiopia from 1970-2008		63
Table 2 Estimates of population growth rate		63

CONTENTS (*continued*)

	<i>Page</i>
Table 3 Ethiopian population by region, percentage, share and density 1 July 2006	64
Table 4 Distribution of mother tongue and second language, urban and rural, Ethiopia: 1994	65
Table 5 Distribution of population by religion and sex	69
Table 6 Percentage distribution of population by religion and region, Ethiopia: 1994	70
Table 7 Distribution of ethnic groups by sex, urban and rural, Ethiopia, 1991	71
Table 8 Percentage distribution of major ethnic groups with 500,000 or more persons by region, Ethiopia, 1994	75
Table 9 Distribution of total population by age group, sex, sex ratio, urban and rural areas: 2005	77
Table 10 Projected trends in dependency ratio (per cent)	78
Table 11 Estimated trends in life expectancy at birth	80
Table 12 Current fertility rates	81
Table 13 Household composition	82
Table 14 Ethiopian population by residence and percentage share	83
Table 15 Household expenditure	84
Table 16 Unemployment rate	87
Table 17 Currently employed population aged ten years and above by sex, major industrial divisions, urban and rural areas (country total): 2005	88
Table 18 Employment to population ratio	89
Table 19 Macroeconomic performance indicators	91
Table 20 Consumer price index at country level	92
Table 21 Trends in pro-poor sectors allocated budget out of total Government expenditure (%)	93

CONTENTS (*continued*)

	<i>Page</i>
Table 22 External debt outstanding including arrears by source of financing	94
Table 23 Domestic debt outstanding by types of borrowing instruments	94
Table 24 The proportion of international assistance in relation to GNI	95
Table 25 Prevalence of underweight children aged 3 to 59 months (under five years of age)	95
Table 26 Infant mortality rate per 1,000	97
Table 27 Direct estimates of maternal mortality for the period 0-6 years prior to the survey, Ethiopia 2000	97
Table 28 Direct estimates of maternal mortality for the period 0-6 years prior to the survey, Ethiopia 2005	98
Table 29 Current use of contraception: per cent distribution of all women, currently married women, and sexually active unmarried women by contraceptive method currently used, according to age, Ethiopia 2005	99
Table 30 HIV prevalence among women and men and disaggregated by age, 2005	100
Table 31 HIV prevalence by socio-economic characteristics	101
Table 32 HIV prevalence for the year of 2006/2007	101
Table 33 Top ten leading causes of death 2002/2003	102
Table 34 Top ten leading causes of death for females, 2002/2003	102
Table 35 Top ten leading major causes of death, 2005/2006	103
Table 36 Top ten leading causes of death for females, 2005/2006	103
Table 37 Tigray Regional State, top ten leading causes of death, 2006/2007	104
Table 38 Tigray Regional State, top ten leading causes of death for females, 2006/2007	104
Table 39 Somali Regional State, top ten leading causes of death, 2006/2007	105

CONTENTS (*continued*)

	<i>Page</i>
Table 40 Harari Regional State, top ten leading causes of death, 2003/2004	105
Table 41 Harari Regional State, top ten leading causes of death, 2004/2005	106
Table 42 Harari Regional State, top ten leading causes of death, 2005/2006	106
Table 43 Harari Regional State, top ten leading causes of death, 2006/2007	107
Table 44 Gambella Regional State, top ten leading causes of death, 2007/2008 (half year)	107
Table 45 Percentage distribution of immunized children under five years of age by type of immunization and background variables, year - 2004	108
Table 46 Net enrolment ratio in primary school	110
Table 47 Net enrolment in secondary first cycle (9-10)	111
Table 48 Gross enrolment in preparatory programme (second cycle) (11-12)	112
Table 49 Urban rural disparity by level	113
Table 50 Enrolment in vocational school (TVET)	114
Table 51 Enrolment in higher education (gross)	114
Table 52 Dropout rate in primary education	115
Table 53 Literacy rate, age ten years and above	116
Table 54 Number of recognized political parties at national level	119
Table 55 Broadcasters (television and radio) registered and authorized by the Ethiopian Broadcasting Agency	119
Table 56 Press products that circulate beyond the confinement of one region (from 10 March 2008 to 8 April 2008)	120
Table 57 Seats for the House of Peoples' Representatives in 1995 and 2000	121

CONTENTS (*continued*)

	<i>Page</i>
Table 58 Seats for House of Peoples' Representatives and regional councils for 2005	122
Table 59 Voter turnouts by regions for the 2005 elections for national Parliament and regional councils	123
Table 60 Average voter turnout nationwide for the three regular elections	123
Table 61 Incidence of violent death and life threatening crimes reported per 100,000 persons	125
Table 62 Number of crimes and persons recorded as offenders by sex and type of crime per 100,000 persons	126
Table 63 Number of crimes and persons recorded as offenders by sex and type of crime per 100,000 persons	127
Table 64 Number of prisoners found in regional and central prisons by sex and type of sentence for the year 2001/2002	129
Table 65 Number of prisoners found in regional and central prisons by sex and type of sentence for the year 2002/2003	130
Table 66 Number of prisoners found in regional and central prisons by sex and type of sentence for the year 2003/2004	131
Table 67 Number of prisoners found in regional and central prisons by sex and type of sentence for the year 2004/2005	132
Table 68 Number of prisoners found in regional and central prisons by sex and type of sentence for the year 2005/2006	133
Table 69 Number of prisoners found in regional and central prisons by sex and type of sentence for the year 2006/2007	134
Table 70 Number of prisoners found in regional and central prisons by crime committed and sex: 2001/2002	135
Table 71 Number of prisoners found in regional and central prisons by crime committed and sex: 2002/2003	136
Table 72 Number of prisoners found in regional and central prisons by crime committed and sex: 2003/2004	137

CONTENTS (*continued*)

	<i>Page</i>
Table 73 Number of prisoners found in regional and central prisons by crime committed and sex: 2004/2005	138
Table 74 Number of prisoners found in regional and central prisons by crime committed and sex: 2005/2006	139
Table 75 Number of prisoners found in federal and regional prisons by crime committed and sex: 2006/2007	140
Table 76 Number of prosecutors (per 100,000 persons) serving at federal and regional levels by sex: 2001/2002-2003/2004	141
Table 77 Number of prosecutors (per 100,000 persons) serving at federal and regional levels by sex: 2004/2005-2006/2007	141
Table 78 Number of judges (per 100,000 persons) serving at federal and regional courts by sex and region 2001/2002-2003/2004	142
Table 79 Number of judges (per 100,000 persons) serving at federal and regional level courts by sex and region: 2004/2005-2006/2007	142
Table 80 Incidence of death in custody	143
Table 81 Backlog of cases at federal courts for 1997 to 2008	143
Table 82 Backlog of cases at regional courts	144
Table 83 Share of public expenditure on police/security and judiciary	144
Table 84 Main international human rights conventions to which Ethiopia is a party	145
Table 85 Other United Nations human rights and related conventions	145
Table 86 Conventions of the International Labour Organization	145
Table 87 Geneva Conventions and other treaties on international humanitarian law	146
Table 88 Regional human rights conventions	146

CONTENTS (*continued*)

	<i>Page</i>
Figures	
Figure 1 Age-sex distribution of the population, country total: 2005	78
Figure 2 Projected trends in crude birth rate (medium variant)	79
Figure 3 Trends in crude death rate	79
Figure 4 Trends in DPT 3 coverage, measles immunization coverage and percentage of fully immunized children	109
Figure 5 Net enrolment rate in secondary first cycle (9-10)	111
Figure 6 Gross enrolment in preparatory programme (secondary cycle) (11-12)	112
Figure 7 Dropout rate	115
Figure 8 Teacher student ratio in primary levels	116

Acronyms

AAGR	Average annual gross rate
ANDP	Afar National Democratic Party
APDM	Amhara People's Democratic Movement
BGPDUF	Benishangul - Gumuz People's Democratic Unity Movement
BOH	Bureau of Health
CPI	Consumer price index
CSA	Central Statistics Agency
CUD	Coalition for Unity and Democracy
DPPA	Disaster Preparedness and Prevention Agency
EDHS	Ethiopia Demographic and Health Survey
EHRC	Ethiopian Human Rights Commission
EPA	Environmental Protection Authority
EPRDF	Ethiopian People's Revolutionary Democratic Front
FDRE	Federal Democratic Republic of Ethiopia
GDP	Gross domestic product
GER	Gross enrolment rate
GFR	Gross fertility rate
GNI	Gross national income
GPDM	Gambella Peoples' Democratic Movement
HICES	Household income, consumption and expenditure survey
HIV/AIDS	Human deficiency virus/Acquired immune deficiency syndrome
HNL	Harari National League
HOF	House of Federation
HPR	House of Peoples' Representatives
ICRC	International Committee of the Red Cross
JSRP	Justice System Reform Programme
MMR	Maternal mortality rate
MOE	Ministry of Education
MoFED	Ministry of Finance and Economic Development
MOH	Ministry of Health
NEBE	National Electoral Board of Ethiopia
NGOs	Non-governmental organizations
NLFS	National Labour Force Survey
NOP	National Office of Population
NPEW	National Policy on Ethiopian Women
OAU	Organization of African Unity
OFDM	Oromo Federalist Democratic Movement
PASDEP	Plan for accelerated and sustainable development to end poverty
PRB	Population Reference Bureau
SDRPP	Sustainable Development and Poverty Reduction Programme
SMPDUO	Sheko and Mezenger People's Democratic Unity Organization
SNNPRS	Southern Nation, Nationalities, and Peoples Regional State
SPDP	Somali Peoples' Democratic Party
TVET	Technical and vocational education and training
UEDF	United Ethiopian Democratic Forces
WMS	Welfare Monitoring Survey

I. INTRODUCTION

1. The State has long manifested its commitment to the enjoyment of human rights within its territory. It has taken several legislative measures to ensure the protection and promotion of human rights. As part of such legislative measures, the State has signed up to six of the core international human rights instruments. These are the International Convention on the Elimination of All Forms of Racial Discrimination, International Covenant on Civil and Political Rights, International Covenant on Economic, Social and Cultural Rights, Convention on the Elimination of All Forms of Discrimination against Women, Convention against Torture and Other Cruel, Inhuman or Degrading Treatment or Punishment, and Convention on the Rights of the Child. On the bases of these conventions and its domestic human rights legislations, the State has taken judicial and administrative measures to ensure the actual implementation of those rights.

2. As required under those international human rights instruments, the State recognizes its obligations to make initial and periodic reports to the treaty bodies detailing the extent of implementation of the country's human rights obligations. The State, to the extent its resources permitted, has been making those reports to some of the treaty bodies such as the Committee on the Rights of the Child and the Committee on the Elimination of All Forms of Discrimination against Women. In spite of the State's efforts, many of the State's reports are still over-due. This has happened due mainly to the dearth of financial and technical resources. However, this situation has changed. The State has been able to implement a project on its reporting obligations under the various international human rights agreements with the assistance of OHCHR East Africa Regional Office. The project, which is being implemented in collaboration with the Ethiopian Human Rights Commission, aims at the preparation of all the over-due reports under the various international and regional human rights instruments. To implement the project, a Legal Experts committee, a Drafting Committee, and an Ad hoc National Inter-Ministerial Committee, among others, have been organized. This document is one of the outcomes of the project, which have been further improved by the comments from the civil society groups in a consolidation workshop.

3. The State's previous reports were based solely on individual conventions and their treaty-specific guidelines. As such they did not reflect the integrated system of the international human rights implementation. This time around, however, recent developments to enhance the efficiency of the treaty reporting system have been taken into account and the State is able to make its reports in two parts: the common core document and the treaty-specific report. This document forms the first part of these reports.

4. The common core document, made in light of the harmonized guidelines on reporting to the international human rights treaty monitoring bodies (HRI/MC/2006/3), is believed to provide sufficient information and data relevant to all or several of the human rights treaties to which Ethiopia is a party. The present report, which should be considered in conjunction with future Treaty Specific Reports the country will make, consists of two major parts. The first part, which is presented in a form of narration, provides general information about the State (such as demography, economy, culture, etc), general framework for the protection and promotion of human rights (such as international human rights instruments, the Constitution, national human rights institutions, etc), and information on equality and non-discrimination. The second part,

which is the annexes and is mainly constituted of quantitative data, provides statistical information requested under appendices 2 and 3 of the harmonized guidelines with the necessary analysis.

5. The State hopes that this document will be invaluable for the treaty bodies in their review of the treaty-specific reports the country will present.

II. GENERAL INFORMATION

A. Demographic, economic, social and cultural characteristics of the State

Geography

6. The Federal Democratic Republic of Ethiopia (FDRE) is a land-locked country in north east Africa, approximately between 3 and 15 north latitude and 33 and 48 east longitude. Ethiopia is the oldest independent country in Africa and one of the oldest in the world. Paleontological studies identify Ethiopia as one of the cradles of mankind. The country is also noted for its pioneering role in the establishment of international and regional inter-governmental organizations. Ethiopia was a member of the League of Nations and a founding member of both the United Nations and the Organization of African Unity (OAU). The headquarters of many regional organizations including the former OAU, the current African Union and the United Nations Economic Commission for Africa are located in the capital, Addis Ababa.

7. Geographically, the country is the seventh largest country in Africa, covering a land area of 1,133,380 sq km (437,600 sq mi) of which 0.7 per cent is covered by water bodies. It shares international borders with Somalia and Djibouti in the east and south east, Eritrea on the north and north east, Kenya on the south, and Sudan in the west.

8. The topography of the country is largely a high plateau. Elevations range from 100m below sea level in the Dallol Depression (Kobar sink) to the number of mountain peaks in excess of 4,000m above sea level. The rift valley dissects the western and the eastern highlands. Much of the country consists of high plateau and mountain ranges, which are dissected by numerous ranges, streams and rivers. Among the biggest rivers are Blue Nile, Awash, Baro, Omo, Tekkezze, Wabe Shebelle, and Genale.

Temperature

9. The climate of Ethiopia is highly influenced by altitude. It has also a considerable variation of temperature conditions from cool to cool temperate (*Dega*) where average temperature ranges from freezing to 16°C, and from warm to cool climate (*Woina Dega*) where annual temperature ranges from 16°C to 20°C and from warm to hot climate (*Kolla*) where the average temperature is between 20°C to 30°C and the hot and arid climate (*Bereha*) where the annual temperature is over 30°C. There are two distinct seasons in Ethiopia: the dry season which is from October to May and the rainy season from June to September.

History

10. Ethiopian history as an organized and independent polity dates back to the beginning of the second century BC with the kingdom of Axum in the northern state of Tigray. After the collapse

of Axum, power shifted to Lasta and later to Shoa. In the eighteenth century, real power was in the hands of provincial nobles from the highlands of Ethiopia where during this period nations, nationalities and peoples of Ethiopia were administered by their own chiefs, rulers, sultans and kings as separate entities.

11. After 1880 it was the period of reuniting Ethiopia under one centralized government. During 1890s, Italian colonial powers arrived at the northern part of Ethiopia. They were defeated at the battle of Adowa in 1896 but Italy retained control of the northern part of Ethiopia and created its colony, Eritrea. Ethiopia had never experienced protracted period of colonialism although the country was occupied by Italians for five years from 1936-1941.

12. In the 1930s, Emperor Haile Selassie came to power and Ethiopia was under centralized autocracy. The first Constitution was adopted by Emperor Haile Selassie in 1931 which had no effect of limiting the power of the Emperor. Eritrea was federated with Ethiopia in 1952. The 1931 Constitution was revised in 1955 but Ethiopia still remained feudal. These and other factors provided the impetus for a revolution which led to the replacement of the Imperial regime by the military junta led by Mengistu Hailemariam. During this period there was unrest and civil war and the question of the rights of nations, nationalities, and peoples remained unanswered.

13. On May 29, 1991, the military regime was ousted by the Ethiopian People's Revolutionary Democratic Front (EPRDF). This period marked the transition to democratic rule with the implementation of a political reform process which has transformed the single party rule into a multiparty federal republic. In the transitional period (1991-1995) several measures were taken to stabilize the country, to reform the economy and to establish democracy. A Transitional Charter was adopted which guaranteed the fundamental rights recognized in international human rights instruments. On 21 August 1995 the Charter was replaced with the Constitution of the Federal Democratic Republic of Ethiopia that guarantees the protection of human rights, democracy and rule of law.

14. Ethiopia has nine regional states established by the Constitution which are Tigrai, Afar, Amhara, Oromia, Benishangul Gumuz, SNNPRS, Somali, Gambela, and Harari. There are also two self-administrative cities which are accountable to the Federal Government, namely Addis Ababa and Dire Dawa.

Demography

15. The total projected population of the country for July 2008 is estimated to be 79,221,000, of whom 65,996,000 (close to 85 per cent) are rural and 13,225,000 are urban dwellers. The average population density is 52.2 per square km with more than 85 per cent of the population concentrated in barely 45 per cent of the total territory. The majority of the population lives in the highland areas of the country. This makes Ethiopia one of the least urbanized countries in the world. Among the nine regional states, Amhara, Oromia and SNNPRS comprise about 80 per cent of the total population of the country. This makes Ethiopia the second most populous country in Africa next to Nigeria. At an annual population growth rate of 2.9 per cent, Ethiopia is expected to be the tenth most populous country in the world by 2050.

16. Ethiopia is home to more than 80 ethnic groups that vary in population size from more than 18 million people to less than 100. According to the Ethiopian National Census of 1994, the Oromo are the largest ethnic group in Ethiopia (32 per cent). The Amhara represent 30.2 per cent while the Tigray people are 6.2 per cent of the population. The age structure of the population is extremely young and typical of many developing countries; with children under 15 constituting 45 per cent of the population. The child dependency ratio is 90 per cent. 2.8 per cent of the population is composed of persons above the age of 65.

17. Female life expectancy is 57.92, roughly two years higher than the average male life expectancy which is 55.92. The rate of fertility is 5.4 per woman. Rural women have two and a half children more than urban women. The average household size is 4.8. Child birth and death rates stand at 36.89 and 10.75 respectively. 77 in every 1000 children die before becoming a year old, whereas 123 children in every 1000 children die before reaching age five. 20 per cent of children between 12 to 23 are fully vaccinated. Nearly 47 per cent of children are stunted, 11 per cent wasted and 38 per cent underweight. On average, 14 per cent of married women use a modern method of family planning.

18. Christianity and Islam are the main religions. Orthodox Christians make up 50.6 per cent of the population, 32.8 per cent are Muslims, and 10.2 per cent are Protestants. Practitioners of traditional faith constitute 5.5 per cent of the total population.

19. Ethiopia has more than 80 different languages with up to 200 different dialects spoken. Ethiopian languages are divided into four major language groups, namely Semitic, Cushitic, Omotic, and Nilo-Saharan. Semitic languages are spoken in Northern, central and eastern Ethiopia (mainly in Tigray, Amhara, Harrari, and northern part of SNNPRS). The Cushitic languages are mostly spoken in central, southern and eastern Ethiopia (mainly in Afar, Oromia and Somali regions). The Omotic languages are predominantly spoken between the lakes of Southern Rift Valley and the Omo River. The Nilo-Saharan languages are largely spoken in western parts of the country along the border with Sudan (mainly in Gambella and Benishangul - Gumuz regions). Amharic is the official language of the Federal Government. Oromiffa, Tigrinya and Somali are among the many languages spoken in the country. (See annex 1 for demographic indicators).

Economy

20. Ethiopia has a booming economy with an average growth rate of 11.9 per cent for the last four years. It was even the fastest growing non-oil economy among Sub-Saharan African nations in 2007. Agriculture accounts for almost 45 per cent of the GDP, 63 per cent of exports and 80 per cent of the labour force. Many other economic activities depend on agriculture, including marketing, processing, and export of agricultural products. Recently, the manufacturing, construction and service sector have recorded significant expansion. The proportion of poor people in the country was estimated to be 38.7 per cent of the total population in 2004/05. The GDP per capita of the country reached 181 US\$ in 2006/07. Currently, inflation rate has been increasing and caught the utmost attention of the government. The country has also been struggling with shortage of food due to the failure of rain. But with the efforts of the Government and the international community it was possible to deliver food aid to the affected regions. (See annex 2 on social, economic and cultural indicators).

Health and education

21. Ethiopia ranks highest among HIV/AIDS affected countries with an official estimate of more than 1.5 million people living with HIV/AIDS. A report by the Ministry of Health places the national adult prevalence rate at 4.4 per cent (3.8 per cent male and 5 per cent female). Malaria is a leading public health problem in Ethiopia. Tuberculosis and acute upper respiratory tract as well constitute leading causes of morbidity.

22. The gross enrolment rate (GER) of primary level education at national level has been increasing continuously reaching 91.6 per cent in 2006/07. On the other hand, the gender gap by GER has been decreasing except for the 2006/07 academic year. The net enrolment rate of primary level education stands at 78.6. The GER at secondary level has risen to 36.2 per cent. (See annex 2).

B. Constitutional, political and legal structure of the State

The Constitution of the Federal Democratic Republic of Ethiopia

23. A Constitutional Assembly of Representatives, directly elected by the peoples of Ethiopia, ratified the Constitution of the Federal Democratic Republic of Ethiopia. It was adopted on December 1994 following public debate over the pros and cons of the draft constitution throughout the country, making it the first popular constitution of the land. It entered into force in 1995.

24. The Constitution is the cornerstone for the formation of the Federal Democratic Republic, which is a fundamental departure from the previous centralized form of government. The Constitution, which is the supreme Law of the land, provides that all sovereign power resides in the Nations, Nationalities and Peoples of Ethiopia.

25. The Constitution has enshrined the spirits of Universal Declaration of Human Rights (UDHR). It stipulates that all persons are equal before the law and are entitled to equal and effective protection of the law without discrimination on grounds of national or social origin, sex language, religion, political or other opinion, property, birth or other status. Further, the constitution provides that everyone has the right to freedom of thought, conscience and religion as well as inviolable and inalienable right to life, privacy, liberty and the security of person.

26. The Constitution also ensures democratic rights for every Ethiopian national without discrimination based on nationality, sex, language, religion, political opinion, or any other status. Everyone is entitled to the right to express him/her self freely and freedom of press is also enshrined in the constitution. In addition, every Ethiopian has the right to equal access to publicly funded social services. The right of access to justice within a reasonable time is also guaranteed.

27. In fact, ensuring the rights of nations, nationalities and peoples to self-determination including the right to secession, the Constitution has guaranteed a democratic condition in which national unity can be forged through the free will of the peoples of the country rather than by forceful means. Each nation and nationality has also the right to speak, write and nurture its own language, to express, develop and promote its culture as well as to preserve its history.

28. According to the Constitution, the state and religion are separate, and all the languages of Ethiopia have won equal state recognition. The Constitution further ensures gender equality. Women are now equally able to own, administer and utilize as well as transfer property with men.

Structure of the Federal Government

29. The Federal Democratic Republic of Ethiopia has a parliamentary form of government. The Federal Republic comprises the Federal Government and nine Regional States established on the basis of settlement patterns, language, identity and the consent of the people concerned. Member states are entitled to equal rights and powers. There are two self-governing cities: Addis Ababa and Dire Dawa.

30. The Federal Government and the regional states have legislative, executive, and judicial powers. The powers of federal and state governments are defined by the Constitution. It is incumbent upon regional states to respect the power of the Federal Government which likewise is bound to respect the powers of regional states. All powers not given expressly to the Federal Government alone or concurrently to the Federal Government and the states are reserved to the latter.

31. The federal arrangement, under the constitution, has guaranteed the rights of regional states to administer their own affairs. The regional states have their own constitutions and flags. They are empowered to formulate policies that are appropriate for their respective development, to lay the foundation for economic and social infrastructures, to directly participate in sectors that are critical for their economic development and to safeguard law and order in their own areas.

The legislative body

32. The FDRE has two Federal Houses: the House of Peoples' Representatives (HPR) and the House of Federation (HOF).

House of People's Representatives (HPR)

33. The HPR is the highest authority of the Federal Government. The house has legislative powers in all matters assigned to federal jurisdiction by the Constitution. Members of the HPR are elected by the people for a term of five years. The members of the HPR, who shall not exceed 550, are the representatives of the people as a whole. Minority nationalities and peoples have special representation in the HPR. Accordingly, at least 20 seats are reserved for such nationalities and peoples.

34. In order to be able to discharge appropriately the duties entrusted to it by the Constitution, the House has established 12 standing committees. The committees are formed in accordance with the organizational set-up of the federal government organs. The committees enable the House to have effective legislative procedures.

The House of Federation (HOF)

35. The House of Federation (HOF) is composed of representatives of Nations, Nationalities and Peoples. Each Nation, Nationalities and Peoples has at least one representative in the HOF.

One additional representative shall represent every nation or nationality for every one million people. The state councils elect members of the HOF. The state councils may themselves elect representatives to the HOF or they may hold elections to elect representatives by the people directly.

36. According to article 62 of the FDRE Constitution, the HOF has the power, inter alia, to interpret the Constitution, decide on the basis of the Constitution on issues relating to the right of Nations, Nationalities and Peoples' to self-determination including secession, to promote and consolidate the unity and equality of peoples and find solution to dispute or misunderstanding that might arise between states.

The Executive

The President of the FDRE

37. The President of the FDRE is the head of the State. The HPR nominates the candidates for presidency. The President is elected by a joint session of both Houses with the approval of a two third majority vote. The President's term of office is six years. A president can only be elected for two consecutive terms.

38. The President's powers and functions include opening the joint session of the two Houses, appointing ambassadors and other envoys, conferring high military titles upon the recommendation of the Prime Minister and granting pardon in accordance with the law.

The Prime Minister

39. A political party or a coalition of political parties that has the greatest number of seats in the HPR forms and leads the executive. The highest executive powers of the Federal Government are vested in the Prime Minister and in the Council of Ministers that are responsible to the HPR. In the exercise of state functions, members of the Council of Ministers are collectively responsible for all decisions they make as a body.

40. The Prime Minister is elected from among members of the HPR and his/her term of office is the duration of the mandate of the HPR. The Prime Minister is the Chief Executive, the Chairman of the Council of Ministers and the Commander-in-Chief of the national armed forces. The Prime Minister follows up and ensures the implementation of laws, policies, directives and other decisions adopted by the HPR. The Prime Minister submits nominees for ministerial posts, for posts of commissioners, the president and vice-president of the Federal Supreme Court and the Auditor General to HPR for approval. He further submits to the HPR periodic reports on the work accomplished by the Executive as well as on its plans and proposal.

41. The Council of Ministers comprises the Prime Minister, the Deputy Prime Minister, Ministers and other members as may be determined by the law. The Council is accountable to the Prime Minister. In all its decisions, the Council is responsible to the HPR. The Council, inter alia, ensures the implementation of laws and decisions adopted by HPR, draws up the annual federal budget and implements the same when approved by the HPR, formulates the country's foreign policy and exercises overall supervision over its implementation and submits draft laws to the HPR on any matter falling within its competence. It has the power to declare a state of

emergency. In doing so, it submits the decree declaring state of emergency for approval by the HPR within 48 hours if the house is in session or within 15 days where it is not in session.

The judiciary

42. An independent judiciary is established by the Constitution. Supreme Federal judicial authority is vested in the Federal Supreme Court. Judicial powers both at the Federal and State levels are vested in the Courts. Courts at all levels are free from any interference or influence of any governmental body, government official or from any other source. Judges exercise their functions in full independence and are directed solely by the law.

43. The House of Peoples' Representatives has the power to establish the Federal High Court and First-Instance Courts nation wide or in some parts of the country as it deems necessary. Unless arranged in this manner, the jurisdiction of the Federal High Court and the First-Instance Courts are delegated to the Regional State Courts.

44. The Federal Supreme Court has the highest and final judicial power over state matters. The Federal Supreme Court has a power of cassation over any final court decision containing a basic error of law. The State Supreme Court has power of cassation over any final court decision on state matters, which contains a basic error of law. Federal courts have jurisdiction over cases arising under the Constitution, Federal laws and international treaties.

45. No judge shall be removed from his duties before he reaches the retirement age determined by law except when the Judicial Administration Commission decides to remove him for violation of disciplinary rules or on grounds of gross incompetence or inefficiency; or that a judge can no longer carry out his responsibilities on account of illness, and when the HPR or the concerned state council approves by a majority vote the decisions of Judicial Administration Commission.

46. The judiciary is able to discharge powers independently and serves as a balancing element to the executive body, providing the "checks and balances" which are decisive for the observance of the rule of law, good governance and democratization.

Sharia court

47. Pursuant to chapter three of the Constitution, disputes arising in relation to marriage, personal and family laws could be adjudicated in accordance with religious or customary laws, with the consent of the parties thereof. The House of Peoples' Representatives and State Councils can establish or give official recognition to religious and customary courts. Accordingly, Sharia Courts have been established at federal and state levels.

48. The Federal Sharia Courts (Federal First Instance Court of Sharia, Federal High Court of Sharia and Federal Supreme Court of Sharia) are accountable to the Federal Judicial Administration Commission.

49. Federal Courts of Sharia have common jurisdiction over the following matters:

(a) Any question regarding marriage, divorce, maintenance, guardianship of minors and family relationships; provided that the marriage to which the question relates was concluded, or the parties have consented to be adjudicated in accordance with Islamic Law;

(b) Any question regarding *waqf*, gift/*Hiba*/, succession of wills; provided that the endower or donor is a Muslim or the deceased is Muslim at the time of his death;

(c) Any question regarding payment of costs incurred in any suit relating to the aforementioned matters.

50. The Sharia courts have jurisdiction over the aforementioned matters only where, the parties thereof have expressly consented to be adjudicated under Islamic law. Federal Courts of Sharia adjudicate cases under their jurisdiction in accordance with Islamic law. In conducting proceedings, the courts apply the civil procedure law in force. The law prohibits the transfer of a case brought before a Sharia Court, the jurisdiction of which has been consented to, to regular courts and for a case before a regular court be transferred to a Court of Sharia.

51. The Supreme Council for Islamic Affairs, upon request of the Federal Judicial Administration Commission, carries out the recruitment of judges known as *Kadis*. The appointment of *Kadis*, who are to be placed at any level, is approved by the Federal Judicial Administration Commission, upon recommendation by the President of the Federal Supreme Court. The budget of Federal Courts of Sharia is drawn from budgetary subsidy to be allocated by the Federal Government and assistance from other sources. Sharia courts are also established in various regions and administrative councils having the same jurisdiction as Federal Sharia Courts.

Structure of regional state Governments

52. Each of the nine regional states has its own constitution. They are organized in state councils, zones, special *woredas* or *woredas* or municipalities and *kebelles*. However, the State Council of each Regional State may organize other administrative hierarchies and determine their powers and duties.

The State Council

53. The State Council is the highest organ of the state authority. It is responsible to the people of the respective regional states. Each State Council has legislative power on matters falling under state jurisdiction. The people of respective regions elect members of regional states councils for a term of five years by direct, free and fair elections conducted through secret ballots. The Councils have powers to draft, adopt and amend state constitutions, which must be consistent with the provisions of the FDRE Constitution.

Council of Nationalities

54. In SNNPRS, there are two councils, the State Council and the Council of Nationalities. State Council has the same power and function as other state councils. What is unique in this region is the presence of Council of Nationalities, which is a feature not found in other states. The Council of Nationalities is composed of representatives of nations, nationalities and peoples at least by one member. Each nation, nationality or people are represented by one additional representative for every one million of its population.

55. The Council has the power, inter alia, to interpret the regional constitution; organize the council of constitutional enquiry; decide on issues relating to nation, nationalities and peoples

right to zone, special *woreda* and *woreda* administration according to the state constitution; create favorable conditions in which the history, culture, and language of nationalities are studied; study disputes between neighboring states and the question of border delimitations, submit report to the House of Federation and follow up the implementation.

State executive organs

56. A political party that has the greatest number of seats in the States Councils forms the executive and leads it. The Executive Council is the highest administrative body of the States and is accountable to the States Councils. The Executive Council is composed of the Chief Executive, Deputy Chief Executive, Head of Executive Bureaus and other members determined by the law. The Chief Executive is the Chairman of the regional states executive councils.

57. The executive councils have among others the powers and functions to: ensure the implementation of laws and decisions issued by the State Council and Federal Government; issue directives; draw up the state budget and when approved by the state council, implement the same; formulate economic and social policies and strategies of the state; submit draft laws to the state council, when approved, implement it and declare a state of emergency.

States judiciary

58. Judicial power in the regions is exclusively vested in the courts. Independent judiciary of the Regional State is established by their Constitutions. Courts of any level are free from any interference or any influence of a governmental body, public official or any other source. Judges exercise their function in full independence and are solely directed by the law.

59. The judicial organ of the states comprises the State Supreme Court, Zonal High Court, *Woreda* Courts and *Kebele* Social Courts. The Social Courts are the lowest and first instance courts of the regions.

60. The Regional Supreme Court has the highest and final judicial power over state matters. It also exercises the jurisdiction of the Federal High Court over federal matters. It further exercises power of cassation over any final court decision on all State matters, which contain a basic error of law.

61. Regional High Courts, in addition to regional jurisdiction, exercise the jurisdiction of federal first instance courts. Decisions rendered by a Regional High Court exercising the jurisdiction of the federal first instance courts are appealable to the Regional Supreme Court.

62. The State Supreme Court draws up and submits directly to the respective regional state council for approval, the administrative budget of the regional courts and administers the same upon approval. The State Supreme Court requests the federal Supreme Court compensatory budget for those state courts which concurrently exercise the jurisdiction of federal courts.

Structure of Addis Ababa and Dire Dawa City Governments

63. Addis Ababa and Dire Dawa Cities are organized in City Council, Mayor, City Cabinet, and City Judicial Organs.

Addis Ababa and Dire Dawa City Councils

64. The residents of the cities elect members of the Councils for a term of five years. The Cities Councils have the power to promulgate proclamations on matters such as master plan of the city and establishment of executive organs.

Addis Ababa and Dire Dawa Cities Executive Body

65. The political party occupying the majority seats of the councils or, where such does not exist, the coalition of political parties constitutes the executive organ of the cities. The Mayor, being accountable to the respective City Council and the Federal Government, is the chief executive officer of the city.

Addis Ababa and Dire Dawa City Court

66. The City Governments of Addis Ababa and Dire Dawa have City Courts and Kebele Social Courts. Addis Ababa or Dire Dawa City Courts comprise First Instance Courts and Appellate Courts. The First Instance Court has first instance jurisdiction over matters falling under the jurisdiction the respective city courts. The Appellate Courts entertain appeals over the decisions of the First Instance Court and other bodies entrusted with judicial power.

The legal framework

67. In Ethiopia, the law consists of:

- (a) The Constitution of the Federal Democratic Republic of Ethiopia;
- (b) Laws passed by HPR in all matters assigned to the Federal jurisdiction (proclamations);
- (c) International Treaties ratified by Ethiopia;
- (d) Laws passed by State Councils on matters falling under State jurisdiction;
- (e) All previous laws (Laws promulgated before 1991) in force, which are not inconsistent with the Constitution;
- (f) Regulations enacted by the Council of Minister pursuant to the powers vested in it by HPR;
- (g) Regional Regulations passed by State administration pursuant to powers vested in it by State Council;
- (h) Directives issued by executive organs of the Federal Government and States;
- (i) The Decisions of the Cassation Division of Federal Supreme Court that contain binding interpretation of laws;

(j) The final decision of HOF on constitutional Interpretation which is applicable on similar constitutional matters that may arise in the future;

(k) Religious and customary laws with regard to family and personal matters where the parties consent to be adjudicated accordingly and so far as they don't contravene the constitution.

Electoral system

68. In Ethiopia the right to elect and to be elected is enshrined in the Constitution. Under Chapter Three of the Constitution every Ethiopian national, without any discrimination, has the right to take part in the conduct of public affairs directly and through freely chosen representatives, to vote in accordance with the law and to be elected at genuine and periodic election to any office at any level of government.

69. The Constitution stipulates for a national election board to be established. Accordingly, the National Electoral Board of Ethiopia (NEBE) has been established by Proclamation No. 111/1995. This Proclamation has been recently replaced by Electoral Law of Ethiopia Amendment Proclamation No. 532/2007. The Proclamation, in addition to establishing NEBE and enumerating its tasks, deals with the process and principles of elections. On this basis every election must be free, direct and based on equal participation of the people. Moreover, it has been principally declared that the secrecy of the voting process must be respected. The amended proclamation also reiterates the same principle regarding electoral systems.

70. The NEBE handles all election matters at both federal and State levels. As an electoral executive body of the nation, the Board is entrusted with the responsibility of ensuring that all elections are held in accordance with the Constitution and the Electoral proclamation of the country.

71. The Board has a number of powers and responsibilities necessary for the implementation of the Proclamation. The Board has the duty to facilitate and ascertain that elections held periodically and at every level are conducted in a free and fair manner; investigate, cancel election results, order re-election or order injunction of the act and bring perpetrators before the court of law where it has received information about violation of law in the election process among others.

Complaints on the conduct of elections

72. Complaints regarding elections can be raised and presented in accordance with election laws. Initially they shall be directed to the Election Board, followed by an appeal to the Federal High Court by a party dissatisfied with the Board's ruling. Although there is no organized data regarding types of complaints and their numbers, several complaints have been raised by almost all participants of previous elections: by the ruling party, opposition political parties, and independent candidates. The overwhelming majority of complaints presented in the last few elections that took place since the beginning of multi-party elections lacked prima facie evidence. However, some complaints of irregularities alleged to have been caused in connection with voter and candidates' registrations or methods and means of campaign or in connection

with casting and counting of votes were investigated and resolved through various measures such as holding of a re-election in a constituency where the irregularity was found to affect the outcome of the election.

73. The Board is accountable to the HPR. This, however, does not mean that the House can interfere with the work of the Board. The House has the mandate only to follow up whether the board is doing its job according to the laws enacted to guide its work. To this effect the Board has a duty to submit to the House of Peoples' Representatives periodic reports on its activities. Members of the Board are appointed by the House of People's Representatives upon nomination by the Prime Minister.

74. The law has provided that every Ethiopian above the age of eighteen is eligible to vote. The only exceptions are persons incapable of making decision due to mental disorder, serving a term of imprisonment passed by a court of law and whose electoral rights are restricted by law. According to election statistics, 50 per cent of the population is believed to be eligible to vote. This figure represents Ethiopian citizens- citizenship is a requirement for participation under election laws and hence non-citizens are not allowed to vote - that are 18 years of age and above. Regarding persons falling under the exceptions, there is no organized data. Still it is believed that their number is small to significantly affect the percentage of eligible voters. Voter turnout in the country is among the highest by world standards. In the three successive elections carried out for both national and regional assemblies, the average voter turnout has been more than 85 per cent. (Tables 59 and 60).

75. For the purpose of holding elections, the territory of the country is divided into permanent constituencies that may be arranged in accordance with census results by taking the Woreda (district) as a base and without affecting state boundaries. According to the electoral system, a candidate who receives more votes than other candidates within a constituency is declared a winner (simple plurality system).

76. In accordance with the Constitution, elections at the national level take place every five years. Regional states have also issued the periods of elections for their councils' seats. At State Council level, the period of election, like the Federal Parliament, is every five years. The first regular election took place in 1995 for the House of Peoples' Representatives and regional councils' seats. Other two national and regional elections took place in 2000 and 2005. Other elections such as local elections (for instance at Woreda and Kebele levels), re-elections and by-elections took place at different times depending on circumstances and depending on the periods specified in the Constitutions of regional states.

77. Regular elections at national and regional levels were almost all conducted as scheduled. Some delays in few parts of the country were necessary in conducting local elections and in exceptional few constituencies at national and regional levels due mostly to logistics. For instance, elections for 2005 in the Regional State of Somali were held on 21 August 2005, while it was conducted in May through out the country. This deferral was due to logistical reasons, as the people in this region are pastoralists and mobile registration units are needed to register voters. Because this requires intensive use of the Board's resources, elections in this region could not be held at the same time as the other regions.

78. Election laws allow political parties to register at national or regional levels. Presently there are 22 political parties recognized at national level. (See table 54). In the first two regular elections, legislative seats, especially the seats in the federal parliament, were substantially controlled by EPRDF, taking hold of more than 85 per cent of the seats. Nevertheless, the situation has been changing and in the last national election that took place in 2005, the share of EPRDF, the incumbent, was 60 per cent, while the rest was taken by other parties and independents. The share of women in the legislature presently stands at 21 per cent in the HPR and 26.1 per cent on average in regional councils. (See tables 57 and 58).

Media coverage

79. Due to the country's history of state-monopoly of the media, government-owned media channels were the principal sources for information for the public until recently. With the government's commitment to democratization and human rights, press and media laws were issued, aiming at the free ownership of media channels. As a result, more and more private and community channels have started and presently they constitute important sources of information and entertainment to the public. Most of the channels operating nation-wide use major languages of the country such as Amharic, Oromiffa and Tigrigna. Foreign languages such as English are also used. (See tables 55 and 56).

Non-governmental organizations

80. The Associations chapter of the Civil Code, the Associations Registration Regulations of 1966 and the Code of Conduct of Associations of 1996, among others, are the relevant legal instruments in which NGOs operate in Ethiopia. On the basis of these laws, the Ministry of Justice, at federal level, is empowered to register associations (which are generally classified into professional, civic, religious, development and others). The term NGO is not used in the registration process but most of the associations fall under the traditional category of NGOs. Up to 3,582 associations were registered at the Ministry of as at the 22 January 2008. Among these, 121 are civic associations directly involved in human rights promotion and protection. Although no complete data is available, hundreds of NGOs are believed to register and work at regional levels. For instance, in the two of the three largest regions, NGOs registered are 255 in SNNPRS and 235 in Oromia Regional State. Depending on circumstances, NGOs may be required to register with other government offices such as the Disaster Prevention and Preparedness Agency of the Federal Government.

81. NGOs are exempted from custom duties on imported capital goods if they are related to their projects. In addition, the law exempts all varieties of incomes of NGOs from taxation as long as the NGOs adhere to the principle of non-distribution and maintain their non-profit engagement. NGOs can form networking among themselves and can also create umbrella organizations. A new legislation is underway to improve recognition and licensing of associations (charities and societies) that are involved, among others, in promotion and protection of human rights.

Administration of justice

Crimes and prison

82. The principal document of the State dealing with crimes and their punishment is the Criminal Code of 2004, which is applicable at both federal and State levels. Suspected criminals are charged and sentenced on the basis of this Code, which identifies crimes and their corresponding punishment. For serious crimes such as intentional homicide, rigorous imprisonment such as life sentence may be imposed, while other offences such as theft may entail simple imprisonment. Criminals sentenced for imprisonment are held in incarceration institutions located at federal and regional levels. (See tables 62-75). Sometimes, although unrelated to the conditions of their treatment in prison facilities, incidences of death at prisons occur. (Table 80).

Judges and prosecutors

83. The State understands the importance of increasing the number as well as the quality of its law enforcement officials, mainly of prosecutors and judges. Accordingly, it has designated available resources for this purpose. Despite this, the number of judges and prosecutors in the country has not reached a level considered satisfactory. The ratios of prosecutors-to-persons and judges-to-persons have shown improvements in the last five years but still remain 3.59 (for 100,000) and 3.53 (for 100,000) respectively. Although not significant, disparities of these ratios among regional states are observed. It may also be noted that the shortage of judges at different levels is believed to have caused backlogs witnessed in courts at both federal and regional levels. (See tables 76-79).

Maximum and average time of pre-trial detention

84. The Constitution and the Criminal Procedure Code require persons arrested to be brought before courts within 48 hours. As a result, persons suspected of a crime and detained are brought before courts immediately and are tried and/or are released upon producing a bail bond. Especially with the recent introduction of “Real Time Dispatch” in the justice administration (the system by which the Police, Prosecutors and Courts work together to immediately dispose a criminal case within a day or so), most minor and flagrant cases are tried and decided within a day or few days. There are few instances in which bail is not allowed under the law whereby arrested persons may stay detained before trial for few weeks or months at the most.

85. Over-all data indicates that pretrial-detention phase at the Federal level takes, on average, seven days. The State of Afar reported that the average pretrial detention lasts for 14 days while the maximum time will take close to one month. The State of Benishangul - Gumuz has set the maximum time a person should be detained before trial may not exceed two months while the average time for such detention lasts for seven days.

Incidence of death penalty

86. The Constitution allows the imposition of death penalty “as a punishment for a serious criminal offence determined by law”. Implementing this provision, the Criminal Code allows death penalty “only in cases of grave crimes and on exceptionally dangerous criminals ... as a

punishment for completed crimes and in the absence of extenuating circumstances.” Other requirements for imposition of such a penalty include the attainment of 18 years of age at the time of the commission of the crime, confirmation by the Head of the State, and “ascertainment of its non-remission or non-commutation by pardon or amnesty”.

87. While this general legal framework explains the extreme exceptionality of imposition of death penalty, the absence of actual execution of this penalty in the State illustrates how capital punishment has been de facto non-applicable. During the last 15 years, it has been only three death penalties that were carried out throughout the country. This de facto non-application owes itself to the strict and numerous preconditions for imposition of the penalty and the extreme reluctance of courts to impose such a penalty.

Free legal aid

88. The right of any accused person to be represented by legal council basis itself on article 20(6) of the Constitution. For accused persons who don't have the financial capacity, the Constitution has laid down an obligation on the state to provide legal representation at state expense where miscarriage of justice would otherwise arise. Though statistical data couldn't be found on proportion of persons who have benefited from free legal aid, a system by which accused persons get a defense lawyer free of charge by applying to the court exists.

Proportion of victims compensated after adjudication

89. Though statistical data regarding this indicator could not be found, victims of a crime can institute a civil suit in the courts to get compensation for the damage they sustained thereby. For victims of crime who do not have the means to institute a suit, a mechanism has been established to make this possible. Assisting victims of crimes or violations of human rights in civil proceedings to claim damages where such victims are unable to institute, such claims in the federal courts and to follow up - the proceedings is, one of the duties imposed on the Ministry of Justice according to the legislation enacted to define powers and duties of FDRE executive organs. Accordingly, the department of civil affairs has been instituted and is operational.

III. GENERAL FRAMEWORK FOR THE PROTECTION AND PROMOTION OF HUMAN RIGHTS

A. Acceptance of international human rights norms

Ratification of main international human rights instruments

90. The ratification status of international human rights instruments by Ethiopia is provided in detail in Table 84. Ethiopia is a party to six of the seven core international human rights treaties. Ethiopia has not yet become a party to the International Convention on the Protection of the Rights of All Migrant Workers and Members of their Families.

91. Ethiopia is not a party to the two Optional Protocols to the International Covenant on Civil and Political Rights relating to the individual complaints mechanism and the abolition of the death penalty. The Optional Protocols to the Convention on the Rights of the Child on the involvement of children in armed conflict and on the sale of children, child prostitution and child pornography have not been accepted. Furthermore, Ethiopia is not a signatory to the Optional

Protocols to the Convention on the Elimination of All forms of Discrimination against Women and the Convention against Torture, and the competence of their respective treaty bodies to receive and consider petitions from individuals have also not been accepted.

92. The Ethiopian Government has not made a declaration under article 41 of the International Covenant on Civil and Political Rights accepting the optional procedure relating to the competence of the Human Rights Committee to consider complaints made by other States parties. Similarly, the optional procedure of accepting the competence of the Committee on the Elimination of Racial Discrimination to consider individual complaints and the optional procedure of the Committee against Torture to receive and consider individual and State complaints have not been recognized. (See table 84).

Reservation and declarations

93. Ethiopia has made a reservation to article 29, paragraph 2 of the Convention on the Elimination of All forms of Discrimination against Women. This reservation relieves the State from the obligation to submit disputes with other member states in connection with the interpretation or application of the Convention to arbitration and, in the absence of agreement on organization of the former, the International Court of Justice.

94. This reservation was entered into for fear of inclusion of provisions with far reaching consequences on the State's ability to provide. Since the reservation has little negative implications with regard to national laws and policies, there is no special legislative attempt to withdraw this reservation. However, its withdrawal may be considered to be part of the constant review and considerations of ratifications and accessions that are presently withheld due mostly to resource limitations.

Derogations, restrictions, or limitations

95. Although the Government has the power to derogate certain human rights in times of emergency as set out in Federal Constitution, there is currently no derogation placed on fundamental human rights and freedoms in the country.

Acceptance of other relevant United Nations and regional human rights conventions

Ratification of other United Nations human rights and related treaties

96. The State has ratified several other United Nations human rights and related treaties. (See table 85).

Ratification of other relevant international conventions

97. Other relevant international conventions to which the country is a party are provided. (See tables 86 and 87).

Ratification of regional human rights conventions

98. Ethiopia is a party to the African Charter on Human and People's Rights, the African Convention on the Rights and Welfare of the Child (ACRWC) and the Organization of

African Unity (OAU) Convention Relating to the Specific Aspects of Refugee Problems in Africa. The Ethiopian Government has also signed the Protocol to the African Charter on Human and People's Rights for the Establishment of the African Human Rights Court. Ethiopia is signatory to the Protocol to the African Charter on Human and People's Rights on the Rights of Women in Africa, which is before the HPR for ratification. (See table 88).

B. Legal framework for the protection of human rights at the national level

Domestic legislation on human rights

99. The normative framework for the protection of human rights and fundamental freedoms are guaranteed under the Federal Constitution, State Constitutions and various pieces of domestic legislations.

Constitutional provisions on human rights

100. The Constitution of the Federal Democratic Republic of Ethiopia recognizes human rights as one of the fundamental principles of the Constitution.¹ The Constitution dedicates a chapter on human rights and fundamental freedoms. The Constitutional Bill of Rights is divided into two parts: Part one guarantees fundamental human rights that are applicable to all individuals within the territorial jurisdiction of the country² and Part two on democratic rights providing political rights that can be enjoyed by citizens.³ This chapter guarantees a broad range of rights and comprises of thirty-one articles from article 14 to 44. Furthermore, the Bill of Rights is constitutionally entrenched making amendment to Chapter Three possible only under very rigorous conditions.⁴

101. Almost all the rights provided in the core human rights instruments are guaranteed under the Constitution. Articles 14 to 17 guarantee the right to life, liberty and security of the person including freedom from arbitrary arrest, detention and conviction. Article 18 prohibits cruel, inhuman and degrading treatment and punishment, acts of slavery, servitude and human trafficking of any form.

102. Articles 19 to 23 deal with the criminal justice system and provide due process guarantees and fundamental human rights protections for persons arrested, accused, deprived of liberty and convicted prisoners. This includes the right to be promptly informed of reason for arrest, the right to be brought before a court of law within 48 hours, habeas corpus, freedom from self

¹ Art 10, Proclamation No 1/ 1995 Proclamation of the Constitution of the Federal Democratic Republic of Ethiopia (1995) Art 10(1) Human rights and freedoms emanating from the nature of mankind, are inviolable and inalienable; (2) Human and democratic rights of citizens and peoples shall be respected.

² Part one, Art 14-28 Human Rights.

³ Part two, Art 29- 44 Democratic Rights.

⁴ Art 105 FDRE Constitution.

incrimination, right to speedy trial, presumption of innocence, right to legal counsel and right to appeal to a competent court. Humane treatment of persons deprived of their liberty and basic principles such as non-retroactivity of criminal law and prohibition of double jeopardy have also been constitutionally protected.

103. Right to honour and reputation and to recognition everywhere as a person is protected under article 24. The equality and non-discrimination clause of the bill of rights is provided under article 25 which guarantees equality of everyone before the law and equal protection of the law and prohibits discrimination on multiple grounds including 'other status' leaving room for broad interpretation by the courts.

104. The right to privacy, freedom from unlawful search and seizure and inviolability of correspondence have been provided under article 26. Article 27 ensures freedom of religion, belief and opinion. Article 28 prohibits statute of limitation and amnesty or pardon for criminal liability of persons accused of crimes against humanity as defined by international agreements ratified by Ethiopia, such as genocide, summary executions, forcible disappearances and torture.

105. Part two on democratic rights guarantees freedom of expression, thought and opinion recognizing freedom of press, prohibition of censorship and right of access to information under article 29. Citizens right to assembly, peaceful demonstration and petition and freedom of association, movement and right to nationality are provided in articles 30 to 32.

106. Right of everyone to marry and establish a family is protected under article 34 which makes the society and state custodian of family as the natural and basic unit of society. Rights for specific categories such as women and children are also allotted a separate article under 35 and 36 of the bill of rights. In particular, article 35 on the rights of women recognizes affirmative measures to remedy the historical legacy of inequality and discrimination.

107. To ensure that all rights guaranteed under the Constitution and other legislations are enforced, the Constitution further guarantees under article 37 the right of access to justice and to get remedies from judicial bodies. The right to participate in the conduct of public affairs directly and through representatives elected through genuine, periodic, free and fair elections has been provided for in article 38.

108. Nations, nationalities, and peoples were accorded group protection under article 39 particularly of the right to self-determination, including the rights to use their own languages, to develop and promote their culture and to full measure of self government. The right to property including ownership and use of land is regulated under article 40.

109. Economic, social and cultural rights are also equally guaranteed under article 41 of the bill of rights. Particularly obligation of the state to allocate increasing resources to public health, education and other services, and to allocate resources for vulnerable sections of the society such as physically and mentally disabled, the elderly and children without guardian, is expressly prescribed in the constitution.

110. Employment rights such as formation of trade unions, right to strike, to limited working hours, to rest and leisure, to healthy and safe working environment, rights of women to equal pay for equal work have been provided under article 42. Article 43 recognizes the right to development, including right to participation and consultation in national development and polices and projects affecting their communities.

111. The right of everyone to a clean and healthy environment has also been explicitly protected under article 44 of the constitution. (See chapter three of the Constitution in annex 5).

112. In addition to explicit protection of fundamental human rights, the Constitution enumerates some of these guarantees as guiding principles and objectives by which the implementation of legislations and policies of the state will be directed.⁵

National regional state constitutional guarantees of human rights

113. As provided earlier, the Federal Democratic Republic of Ethiopia comprises of Federal Government and State Governments. Both levels of Government exercise legislative, executive and judicial powers. Particularly, State Councils have the power to legislate on matters falling under their purview. Pursuant to the articles 50(5) and 52(2) (b), States have the mandate to enact and execute State Constitutions and other legislations. Accordingly, the respective States have drafted and adopted their own constitutions. Most of the State Constitutions have been modeled on the Federal Constitution and thus comprise extensive provisions that guarantee fundamental human rights and freedoms.

Limitations, restrictions and derogations

Limitations

114. The Constitutional guarantee of human rights and fundamental freedoms are not without qualifications. Several limitations have been provided in the constitutional provisions due to various considerations such as protection of rights or freedoms of others, human dignity, honour or reputation of individuals, national security, public health, public order, public morality, public peace, prevention of crimes and protection of democratic values on which the state is founded.

115. Limitations to fundamental human rights under the Constitution are not made arbitrarily but should be justifiable within the grounds provided above. Furthermore, constitutional rights can only be justifiably limited upon determination of a specific law whose purpose shall be safeguarding national security, public peace, prevention of crime, protection of public health and morality, preservation of democratic values, protection of rights of others or other similar public interest. Accordingly, limitation clauses are themselves further qualified by provisos such as "... except under compelling circumstances and in accordance with specific laws whose purpose

⁵ Chapter Ten of the Federal Constitution provides the National Policy Principles and Objectives Art 85-92 and provides for principles of External Relations, National Defence, Political Objectives, Economic Objectives, Social Objectives, Cultural Objectives, Environmental Objectives which will guide implementation of legislations and policies of the State.

shall be to safeguard national security ...”, “... as determined by law”, “in accordance with such procedures as are established by law” and “... appropriate regulations shall be made in the interest of public convenience, protection of democratic rights”.⁶

116. Article 29 (6) of the Constitution on freedom of thought, opinion and expression illustrates this point very well when it provides: “These rights can be limited only through laws which are guided by the principle that freedom of expression and information can not be limited on account of the content or effect of the point of view expressed. Legal limitation can be laid down in order to protect the well-being of the youth, and honour and reputation of individuals.”

Derogations

117. Derogation may also be made to fundamental human rights in times of serious emergencies. Circumstances that warrant the declaration of a nation-wide state of emergency and trigger suspension of some constitutionally protected human rights are external invasion, a natural disaster or epidemic, a break down of law and order that endanger the constitutional order and which cannot be controlled by regular law enforcement agencies and personnel as set out under article 93 of the Constitution. State-wide state of emergencies can also be declared in the event of natural disaster or epidemic.

118. The Council of Ministers has the power to decree a state of emergency. The decree should be presented to the House of Peoples’ Representatives within forty-eight hours if it is in session and within fifteen days if it is not in session. After consideration, the Council of Ministers’ decree has to be accepted by a two third majority of the House of Peoples’ Representatives to remain in effect through a State of Emergency Proclamation. Such a proclamation can stay in effect for six months and can be renewed for four months by a two third majority vote of the House of Peoples’ Representatives. A State of Emergency Inquiry Board will also be established to ensure that derogation of human rights is not arbitrary; measures taken are consistent with the constitution; corrective measures are taken and perpetrators of acts contrary to the Constitution are appropriately punished.

119. A declaration of state of emergency empowers the executive body to issue regulations and take all necessary measures, including the suspension of fundamental rights and freedoms, to properly respond to and avert the catastrophe. Certain human rights, however, remain non-derogable even in the most extreme of circumstances. These are :article 18 which prohibits inhumane treatment; article 25 which guarantees equality of everyone before the law and equal protection of the law and non-discrimination and articles 39(1) and (2) which guarantee peoples’ right to self determination up to secession and peoples’ right to speak, write and develop their language, culture and preserve their history.⁷ (See annex 5).

⁶ A good example would be article 26(3) of the FDRE Constitution on the Right to Privacy.

⁷ Art 93(4) (c) of the FDRE Constitution.

Specific legislations relating to human rights

120. The broad and general human rights guarantees under the Constitution are further regulated by specific legislations enacted by the Federal legislature and the State Councils, regulations enacted by the Council of Ministers and Directives enacted by Executive organs to further implement the constitutional provisions. Some of these legislations are:

- (a) Ethiopian Human Rights Commission Establishment Proclamation No. 210/2000;
- (b) Office of the Ombudsperson Establishment Proclamation No. 211/2000;
- (c) Electoral Law of Ethiopia Amendment Proclamation No. 532/2007;
- (d) Political Parties Registration Proclamation (as amended) 46/1993;
- (e) Peaceful Demonstration and Public Political Meeting Procedure Proclamation 391/1991;
- (f) Broadcasting Service Proclamation No. 533/2007;
- (g) Nationality Proclamation 378/2003;
- (h) Labour Proclamation No. 377/2003;
- (i) Federal Civil Service Agency Establishment Proclamation (as amended) No 8/1995;
- (j) Federal Civil Servants Proclamation No. 515/2007;
- (k) Public Servants Pension Proclamation 345/2003;
- (l) The Revised Family Code Proclamation 213/2000;
- (m) Ethiopian Environmental Protection Authority Establishment (Proc 9/1995);
- (n) Relevant sections of the Civil Code regulating personal rights, property, association, succession, etc;
- (o) Relevant sections of the Criminal Procedure Code.

Incorporation of human rights in the national legal system

121. In accordance with article 9(4) of the Constitution, all international agreements ratified by Ethiopia are part of the law of the land. (See annex 5.2). Accordingly, international human rights treaties ratified by the HPR form the law of the country. The HPR incorporates these instruments into the national law through what is called a “ratification proclamation”, which is a piece of legislation by the HPR ratifying international agreements. (See annex 5.3). By this proclamation, the HPR identifies the international instrument, which is the subject of ratification, and declares that the instrument is ratified. (A sample of ratification proclamation is attached). Under normal circumstances, international instruments ratified are simply referred to and are not reproduced in the Official Gazette (*Negarit Gazette*).

122. Moreover, reproduction in the Official Gazette of all international human rights agreements ratified by Ethiopia with their translation in Amharic is recommended and preparation is underway to enact a special *Negarit Gazette*.

123. Since the federal legislature is charged with ratifying international agreements through proclamations, human rights conventions rank at least as high as other legislations enacted by this body. However, the Constitution, which enjoins the use of international human rights instruments (particularly the Universal Declaration of Human Rights, the two Covenants and international instruments adopted by Ethiopia) in interpreting its human rights provisions, affords those instruments a higher status than ordinary legislations. This means that as far as human rights and fundamental freedoms are concerned, international instruments are higher than ordinary legislations and are instruments of interpretation for human rights provisions of the Constitution, which is the supreme law of the land. In practice, international rules, irrespective of their consensual or customary base and irrespective of their subject matter, are applied beyond and above ordinary legislations. The one and only limitation, which has not so far occurred, is the possibility of their contradiction with the Constitution, in which case they may not be applicable.

Organs competent in matters of human rights

124. The Constitution tasks Federal as well as State legislative, executive and judicial organs at all levels with the duty and responsibility to respect and enforce the human rights provisions enumerated under Chapter Three of the Constitution.⁸ All the organs of the State thus complement each other in ensuring the implementation of human rights law. The HPR issues laws concerning human rights through ratification of human rights treaties and issuance of legislations, such as the Criminal Code, which aim, among others, at prevention of violation of human rights. The executive ensures the putting into practice of those ratified conventions and legislations and the judiciary interprets these provisions.

Judicial bodies

125. **Courts:** The Constitution provides for an independent judiciary. Criminal trials are public with exceptional cases. Defendants have a right to legal counsel and a public defender's office exists to provide counsel to indigent defendants without whom gross miscarriage of justice would ensue.

126. In accordance with the decentralization policy, judicial bodies were established along federal lines with the establishment of courts at the district, zonal, and regional levels. The Federal High Court and the Federal Supreme Court hear and adjudicate original and appeal cases involving federal law, trans-regional issues, and national security. The regional judiciary was increasingly autonomous and hears cases that fall under their jurisdiction. Regional Justice Bureaus and the Ministry of Justice monitor local judicial developments.

⁸ Art 13(1) all federal and state legislative, executive and judicial organs at all levels shall have the responsibility and duty to respect and enforce the provisions of this chapter (FDRE Constitution Proc 1/1995).

127. To remedy the severe lack of experienced staff in the judicial system, the Government has embarked on a programme of identifying and training lower court judges and prosecutors through the establishment of the Judicial and Prosecutors Training Centre in 1995.

128. In accordance with Federal Courts Establishment Proclamation No 25/96, Federal courts have jurisdiction to decide upon all cases of violations of human rights, at least by way of appeal or cassation. As provided in article 3, Federal Courts have mandate to adjudicate cases that arise under the Constitution, Federal Laws and International Agreements. International agreements are further stipulated as substantive laws to be applied by the Federal Courts.⁹

129. **Federal courts of Sharia:**¹⁰ Sharia Courts were established in accordance with Art 34(5) of the FDRE Constitution and have jurisdiction to settle disputes among consenting parties on issues of marriage, personal and family rights.

130. **The House of Federations:** The House of Federations is mandated with interpreting the Constitution. This organ has the exclusive jurisdiction to decide upon disputes on the interpretation of Constitution including Chapter Three relating to fundamental human rights and freedoms enshrined in the Constitution.¹¹ Particularly, it has the specific mandate of deciding on question of rights of Nations, Nationalities and peoples to self determination including the right to secession.¹² The House of Federations also has the mandate to promote equality among peoples of Ethiopia.¹³ It is further charged with ordering Federal Intervention in states when the Federal Constitution has been endangered.¹⁴ One of the grounds for intervention is widespread violation of human rights. Accordingly, the House of Federations has the mandate to assess the human rights situation in states and intervene when it feels that there is widespread violation that requires the Federal State to intervene.

131. **Council of Constitutional Inquiry:** This organ, as an advisory body to the House of Federations, has the power to investigate constitutional disputes and, upon finding it necessary, interpret the Constitution and forwards its recommendations to the House of Federations. Accordingly, it may decide on the interpretation of human rights provisions of the Constitution. Although this body does not have decision making power but merely makes recommendations to the House, which has the authority to accept or reject any recommendation, it exercises the mandate to reject or accept questions of interpretation at the initial stage of application.

⁹ Art 6(1(a)) Federal Courts Proclamation 25/1996.

¹⁰ Sharia Consolidation Proclamation No 188/1999.

¹¹ Art 83(1) FDRE Constitution.

¹² Art 62(3) FDRE Constitution.

¹³ Art 62(4) FDRE Constitution.

¹⁴ Art 62(9) FDRE Constitution.

132. **Military courts:** have jurisdiction over persons accused of military offences enumerated under the Criminal Code, offences committed by a member of the Defense Forces on active duty, and offences committed by prisoners-of-war. The military justice system is lacking in well trained staff to handle a growing caseload. Accordingly foreign assistance to train military justice officials has been sought.

Administrative bodies with competence affecting human rights

133. It is important to note that most administrative bodies with respective tribunals have final say in matters that fall under their authority. However, their decisions are only administrative and can thus be challenged before regular courts.

The Council of Ministers

134. The highest executive power of the Federal Government is vested in the Council of Ministers and the Prime Minister who are collectively responsible to the House of Peoples Representatives.¹⁵ The main function of the Council is to ensure the implementation of laws and decisions adopted by the House of Peoples Representatives.¹⁶ The Council of Ministers has budgetary power and draws up the annual federal budget for approval of the HPR.¹⁷ It is also mandated explicitly mandated to protect patent and copy rights.¹⁸

135. Policy Making and Implementation: The Council also has the mandate to draw up and implement economic, social and development policies. This basically refers to the various policies and programmes that the government has in place to address various issues and implement legislations including human rights obligations undertaken.

136. The Council of Ministers also has the power to decree a state of emergency which could temporarily suspend the enjoyment of fundamental human rights with the exception of the non-derogable rights. The decree, however, has to be submitted to the House of Peoples Representatives within the time limit provided under the Constitution.

Police Commission

137. The Federal Police Commission¹⁹ and Regional Police are mandated with the power to prevent crimes, investigate crimes falling within their jurisdiction, execute orders and assistance in times of emergency. As a result, they may affect human rights in the discharge of their functions to prevent and prosecute crimes.

¹⁵ Art 72 FDRE.

¹⁶ Art 77(1) FDRE.

¹⁷ Art 77(3) FDRE.

¹⁸ Art 77(5) FDRE.

¹⁹ Federal Police Proclamation No. 207/2000.

138. **Prison Administration Commissions:** This organ has the power to affect the rights of persons deprived of their liberty.

139. **Local militia:** Militias also operate as local security forces largely independent of the police and the military. Particularly, in the rural areas where there are few police officers, the local militias play a central role in law enforcement and in maintaining law and order.

140. **National Electoral Board:** The National Electoral Board of Ethiopia has the mandate to organize elections at various levels. In addition to administering elections, it also receives and considers complaints from various stakeholders on election related matters. Its decision is appealed to regular courts.

141. **Federal Civil Service Agency:** Reconstituted by the Federal Civil Service Agency Establishment Proclamation (as amended) No. 8/1995, the Agency has the mandate to prepare laws and policies relating to civil servants. It also has final decision making power relating to certain issues pertaining to employment rights of civil servants. It has the authority to decide on human rights violations arising from employment relationships between government and civil servants.

142. **Labour Relations Board:** it has the authority to decide upon collective rights of workers under the country's labour law. The courts ensure the rights of individual workers.

143. **Federal Tax Appeals Tribunal:** the tribunal has the authority to decide upon matters of tax appeal. The Federal Tax Appeal Tribunal was established by Proclamation No 233/2001, A Proclamation to Provide for the Establishment of the Federal Tax Appeal Tribunal. The tribunal is established with the aim of examining and deciding on appeals lodged by the tax payers against tax assessment made by the Authority. The Tribunal holds tax appeal hearings and gives decisions on complaints made by tax payers regarding assessments. The decision of the Tribunal is appealable to the Federal High Court on grounds of error of law. The court of appeal does not go into the merits of the case and only decides on matters of error of law.

144. **Federal Ethics and Anti-Corruption Commission:** it has the power to detain, investigate and prosecute individuals suspected of corruptions.

145. **Social Security Agency:** it was established with the objective of strengthening and expanding currently existing social security schemes in the country. Particularly, it has the authority to decide on matters relating to the rights of public servants to monetary or other entitlements such as pension rights. The Authority additionally determines the amount of social security benefits that a claimant is entitled to.

146. **Social Security Appeal Tribunal:** it was established by Proclamation No. 38/1996. The tribunal has the mandate to examine and give final decisions on appeals made against decisions

of the Social Security Authority relating to social security rights and benefits.²⁰ The Tribunal has the mandate to confirm, reverse or vary the decisions of the Authority against which appeal has been made by individuals.

147. **Agency for Government Houses:** The agency has the power to decide on matters affecting houses owned by the State and available for rent.

148. **Environmental Protection Authority (EPA):** it was established by Proclamation No. 9/1995, with the objective of ensuring that all developmental activities of the country are carried out in a manner that will protect welfare of human beings as well as protect, develop and utilize resources on which they depend for survival in a sustainable manner.

149. The Authority has the mandate to prepare environmental protection policies and laws and follow up its implementation, prepare directives and systems to evaluate social and economic development projects on the environment, and follow up and supervise their implementation and to provide instructions and create awareness on the need for environmental protection. It is further specifically mandated to follow up the implementation of international treaties on environmental protection to which Ethiopia is a party.²¹

150. **Ethiopian Broadcasting Authority:** it was established by Proclamation No. 178/1999, with the power to issue, suspend and cancel broadcasting service license. It also has the power to issue permits and control the manner of use of radio waves allocated for broadcasting. A Broadcasting Board exists with the authority to investigate and decide on the complaints of broadcasting service licensees and the public.

Other authorities

151. **House of Peoples Representatives (HPR):** the HPR has the power to approve or reject a state of emergency declared by the executive branch. This has far reaching implications as human rights are temporarily suspended to overcome the national emergency.

152. The House of Peoples Representatives has Legislative power (art. 55 (1) FDRE Constitution). Specifically it is mandated with ratifying international human rights instrument, making them part of the law of the land.

153. The HPR is also mandated to enact specific legislations on labour, patent and copy right, enforcement of the political rights established by the Constitution and electoral laws and procedures, Nationality and immigration issues and rights of refugees and issues of asylum, penal law, enact other laws deemed necessary for sustaining an economic community.

154. It is also charged with determining the organization of national defence, public security and a national police force which are institutions whose mandates has wide implications on the enjoyment and/or limitation of human rights.

²⁰ Art 11(1) Social Security Authority Establishment Proclamation 38/1996.

²¹ Art 6(7) Environmental Protection Authority Establishment Proclamation 9/1995.

155. The HPR also approves general policies and strategies for economic, social and development and fiscal and monetary policy of the country and ratify federal budget which has wide implications for the promotion and protection of human rights particularly socio-economic rights. The HPR also has established the Ethiopian Human Rights Commission and the Institution of the Ombudsperson and determined their powers and functions. It oversees the performance of their powers and responsibilities under the law.

156. In the event of widespread violations of human rights in regional states, the HPR is mandated to call a joint session with the House of Federation to determine appropriate measures to put a stop to such violations.

157. The House of Peoples Representatives also has power of oversight over the executive branch. Accordingly, it can call into question the conduct of Executive Officials including the Prime Minister in whom the highest executive power of the Federal Government is vested. (art. 72(1)). It is also mandated to discuss and take decisions on the power of the executive as it deems appropriate.

158. Standing Committees as well as ad hoc committees could also be established for specific purposes.²² A good example is the Parliamentary Committee of Inquiry established in October 2005 to investigate an alleged use of excessive force by security forces during demonstrations, an allegation which the Commission found to be incorrect. In 2004, an independent parliamentary inquiry commission was also established to investigate violence that broke out in Gambella Region. The Commission's findings indicated that six members of the army were arrested and placed on trial for their involvement in the killings.

159. **State Councils:** State Councils have power of legislation on matters falling under state jurisdiction.²³

160. **Ethiopian Women Development Fund:** it is empowered to assist in the capacity building of women and in the promotion and protection of the rights of women.

161. **Ethiopian Human Rights Commission:** the Ethiopian Human Rights Commission was established by Proclamation 210/2000. The Commission was established with the objective of providing human rights education to the public, to ensure that human rights are protected, respected and enforced and to ensure that necessary measures are taken when human rights violations occur.²⁴

162. As the national human rights institution, it is mandated with ensuring that human rights provisions of the Constitution are respected by all organs of the state, political organizations, citizens and other associations,²⁵ ensuring that legislations, regulations and directives as well as

²² Art 55, FDRE Constitution Proclamation No. 1/1995.

²³ Art 51 FDER Constitution.

²⁴ Art 5, Proc No 210/2000 Ethiopian Human Rights Commission Establishment Proclamation.

²⁵ Art 6(1) Human Rights Commission Proclamation.

government decisions and orders do not contravene the human right provisions of the constitution.²⁶ Providing public education using mass media and other with the aim of enhancing its tradition of respect for and demand for enforcement of rights;²⁷ receiving complaints and carrying out investigations in respect of human rights violations;²⁸ making recommendations for revision of existing laws, enactment of new laws and formulation of policies;²⁹ providing consultancy services on matters of human rights;³⁰ forwarding its opinion on human rights report to be submitted to international organs;³¹ translating into local vernaculars, international human rights instruments adopted by Ethiopia and dispersing the same;³² participating in international human rights meetings, conferences or symposia;³³ and carrying out other activities as may be necessary to attain its objective.³⁴

163. Individuals have a right to lodge complaints before the Commission claiming violation of their rights.³⁵ After having received a complaint submitted to it, anonymously or otherwise, the commission investigates the complaints.³⁶ The Commission during its investigation of complaints can order the accused to appear before it and defend their case.³⁷

164. The Commission can provide remedies through amicable settlement.³⁸ The Commission in providing its decision, shall also expressly state the act having caused the grievance to

²⁶ Art 6(2) Human rights Commission Proclamation.

²⁷ Art 6(3) Human rights Commission Proclamation.

²⁸ Art 6(4) Human rights Commission Proclamation.

²⁹ Art 6(5) Human Rights Commission Proclamation.

³⁰ Art 6(6) Human Rights Commission Proclamation.

³¹ Art 6(7) Human Rights Commission Proclamation.

³² Art 6(8) Human Rights Commission Proclamation.

³³ Art 6(9) Human Rights Commission Proclamation.

³⁴ Art 6(11) Human Rights Commission Proclamation.

³⁵ Art 22 Human Rights Commission Proclamation.

³⁶ Art 22(3) and (4) Human rights Commission Proclamation.

³⁷ Art 25(1) Human rights Commission Proclamation.

³⁸ Art 26(1) Human rights Commission Proclamation.

be discontinued, that the directive having caused the grievance to be rendered inapplicable and the injustice committed to be redressed or that appropriate measures be taken.³⁹

165. **The Institution of the Ombudsperson:** the institution of the Ombudsperson was established by the 1994 Constitution and its establishing proclamation 211/2000 with the aim of bringing about good governance with high quality, efficiency and transparency and based on rule of law by ensuring the rights and benefits of citizens are respected by executive organs.⁴⁰

166. The office is charged with supervising the administrative directives issued, decisions given by executive organs and practices to ensure that they do not contravene with the constitutional rights of citizens,⁴¹ receiving and investigating complaints with respect to maladministration and seeking remedies where it believes that maladministration has indeed occurred.⁴² The institution also is mandated to carryout studies on ways of curbing maladministration and makes recommendations on laws, policies to bring about better governance.⁴³ One Ombudsperson is charged with heading Children's and Women's Affairs.⁴⁴

167. The Office commenced operations on 14 July 2005. The institution is accountable to the House of Peoples Representatives (HPR).⁴⁵ The institute is hybrid human rights, ombudsperson body. In the event of an overlapping jurisdiction with the Ethiopian Human Rights Commission, decision will be made in consultation of the Ethiopian Human Rights Commission.⁴⁶

Direct enforcement of international human rights by the courts, other tribunals or administrative authorities

168. The provisions in the human rights instruments can be invoked before courts, tribunals and other administrative organs. This is principally borne out of the Constitutional assertion, referred above, that all international agreements ratified by Ethiopia are integral parts of the law of the land. For instance in a legislation providing for Federal Courts, the Courts are obliged to settle cases or disputes on the basis, among others, of "international treaties". Equally important are legislations such as the Criminal Code of the State that have provisions ascertaining the

³⁹ Art 26(3) Human rights commission Proclamation.

⁴⁰ Art 5, Proclamation 211/2000 Proclamation establishing the Institution of the Ombudsman.

⁴¹ Art 6(1) Ombudsperson Proclamation.

⁴² Art 6(2) Ombudsperson Proclamation.

⁴³ Art 6(6) Ombudsperson Proclamation.

⁴⁴ Art 8(2) (c) Ombudsperson Proclamation 211/2000.

⁴⁵ Art 13 Ombudsperson Proclamations 211/2000.

⁴⁶ Art 29 Ombudsperson Proclamation.

application of international rules in courts by using phrases such as “international agreements”, “public international law”, “international custom”, and “international humanitarian conventions”.

169. In practice, courts routinely refer to international agreements and international customs as sources of rules that shall apply to cases before them. For instance, the Convention on the Rights of the Child in cases involving children and several of ILO Conventions in labour matters are frequently cited in judicial decisions at both Federal and regional courts. For illustration, two cases of direct enforcement of international human rights in domestic courts may be mentioned, one from Federal and another from regional courts. The first is the decision of the Cassation Division of the Federal Supreme Court which stated that the Convention on the Rights of the Child (1984) to which Ethiopia is a party forms part of the law of the land and hence is directly enforceable by courts. (Federal Supreme Court Cassation Division, Case No. 000/001/23632) The case revolved around whether it shall be the surviving father (who never cared for the child for the whole ten years) or a caring aunt (who cared for the child’s entire life) that should be appointed as a guardian of the child after the latter’s mother passed away. The Court used the “best interests of the child” of article 3, paragraph 1 of the Convention as a principal consideration in its ruling to appoint the aunt as a guardian. Although a surviving spouse (in the case, a surviving father) is the first to be a guardian under family laws, this priority must submit to the best interest of the child, which is the situation in the case before the Court. This is an important decision as the decision of the Cassation Division is binding on lower courts, both at federal and regional levels.

170. Another case is a case from Amhara Regional State. It is a genocide trial case (one of a series of trials of officials of the former military government). (Criminal Case No. 21/98, Nov. 2000, the Supreme Court of Amhara Regional State) The Court cited the Genocide Convention of 1948, the Convention against Torture, and the Convention on the Elimination of All Forms of Racial Discrimination to assert, inter alia, its jurisdiction, to show the conformity of the previous Penal Code to international standards and on the merits as well.

Remedies for persons who allege that their rights have been violated

Constitutional remedies

171. Almost all the rights enumerated in the Universal Declaration of Human Rights are guaranteed in the Constitution. Under the title fundamental rights and freedoms, Human rights and democratic rights are enumerated and divided in two parts in Chapter Three. Under this chapter the Constitution places a responsibility and duty on all federal and State government organs, to respect and enforce the provisions of the Chapter. Moreover, the Constitution orders for the rights and freedoms laid down under this Chapter, to be interpreted in a manner conforming to the principles of the UDHR, international covenants on human rights and international instruments adopted by Ethiopia. Accordingly, each government organ has an obligation to enforce the rights and where a person alleges that his rights guaranteed under this Chapter can get a remedy from appropriate organs established for this purpose.

172. The right of access to justice or the right to bring a justiciable matter to a court of law or any other competent body with judicial power and obtain a decision or a judgment is one of the

rights guaranteed under this chapter.⁴⁷ An individual who claims that any of his or her rights have been violated can, thus, bring the matter to a court of law or any other competent body with judicial power and obtain a decision or judgment.

173. Any person who alleges that his fundamental rights and freedoms have been violated by the final decision of any governmental organ or official may present his case to the Council of Constitutional Inquiry for constitutional interpretation. Final decision means an adjudication that has been exhausted and from which no appeal can be made.

House of Federation

174. The house has the power to interpret the Constitution and where the constitutional case submitted to it pertains to the fundamental rights and freedoms enshrined in the constitution, the interpretation is made in a manner conforming to the principles of the Universal Declaration of Human Rights and international instruments adopted by Ethiopia.

175. Where a case is directly submitted to the house, it will forward the same to the Council of Constitutional Inquiry. The final decision of the house on constitutional interpretation has the status of a precedent and therefore is applicable on similar matters that may arise subsequently.

The Council of Constitutional Inquiry

176. The Council of Constitutional inquiry is a body established by the Constitution to give professional support to the house of federation in its task of interpreting the Federal Constitution. Where any law or decision given by any governmental organ or official which is alleged to contradict the Constitution is submitted to it, the Council will investigate the matter and submit its recommendations thereon to the HOF for a final decision.

177. Any party having a case before a court may, where he believes that there is a need for constitutional interpretation in deciding the issue, submit the issue to the Council of Constitutional Inquiry while the same case is being handled by the court. The Court before which the case is brought may also submit the issue to the Council. A party seeking for constitutional interpretation should, before submitting the issue to the council, submit the question before the court handling the case.

178. According to the rules of procedure of the Council, where a constitutional matter which is submitted to it relates to the fundamental rights and freedoms enshrined in the constitution, such matters shall be interpreted in a manner conforming to the principles of UDHR and international covenants on human rights adopted by Ethiopia which calls for the application of international human right instruments on the disputed issue.

Civil judicial procedures and remedies

179. It is not only the Constitution that contains rights of individuals; the Civil Code enumerates rights endowed on a person under the title rights of personality. Under this section the right to

⁴⁷ Art 37, FDRE Constitution.

privacy, freedom of residence, freedom of thought and religion, freedom of action and the like are enumerated. An individual can bring an action before civil divisions of the court, if there is any violation against these rights.

180. At the same time, the rights guaranteed in the Constitution have been elaborated through different legislations. Where there is an ordinary legislation intended to give effect to the rights contained in the Constitution, an individual alleging violations of his/her rights can submit his case to the court or other tribunals which are established to give remedy for violations under the specific legislation. An example is the Freedom of the Press Proclamation No. 34/92 which gave effect to the right to expression under the Constitution. Any person alleging a violation of their rights under this Proclamation can bring their case to courts.

181. At the same time, a Law has been enacted in order to give effect to political rights of citizens. Specific legislations have been enacted such as the electoral legislations (proclamation to ensure the conformity of the electoral law of Ethiopia proclamation with the Constitution of the Federal Democratic Republic of Ethiopia, Proclamation No. 111/1995 and now amended by Proclamation No. 532/2007) according to which grievances regarding a violation in the exercise of this right can be submitted to the body established under the legislation, the National Electoral Board of Ethiopia (NEBE) and depending on the nature of the grievance to different bodies instituted for such purpose by the board.

182. The Law provides citizens the right to appeal human rights violations in civil courts; however, no such cases were filed during the year. Additionally, the Ethiopian Human Rights Commission, an office established by parliament to record human rights violations, was intended to act as a clearinghouse for human rights complaints from individual citizens. The Commission had not yet established this capacity.

183. The Constitution also provides for writ of *habeas Corpus* where by a person who has been detained has not been brought before a court of law within the prescribed period provided under the law or where he has not been given reason for his arrest. The Detainee can get relief by petitioning a court.

Remedy from courts and other administrative tribunals

184. One can bring a suit before the courts, to the civil division or criminal division as the case might be. According to article 2035 of the Ethiopian civil code, a person commits an offence where he infringes any specific and explicit provision of a law, decree or administrative regulation. The code uses the term offence in order to denote civil fault and the principle that whosoever causes damage to another by an offence shall make it good is laid down in article 2028.

185. For instance a person can go to civil division of a competent court for the subject matter and institute a suit based on a right violated under the civil code. The defendant will be extra contractually liable or the plaintiff may report the case of violation to the police in order to institute investigation and constitute a suit through the public prosecutor. One can also go to the labour board where his right under employment law is violated where the subject matter is not one falling under the jurisdiction of ordinary courts.

Modes of compensation to victims

In civil cases

186. The victim of an offence is awarded an equivalent amount in damages that is equal to the damage done by the act giving rise to liability. In addition, to this the code allows for a moral damage to be compensated where the law expressly provides it. Other modes of compensation are restitution of property taken or its value and compensation for the cost incurred by the plaintiff; restitution in kind, retraction where honour and reputation is at stake and injunctions to stop acts prejudicial to the plaintiff.

In criminal cases

187. In Criminal cases there is a system of compensation for criminal acts. Where a crime has caused considerable damage to the injured person or persons having rights from him, the injured person or those persons having rights from him are entitled to claim that the criminal be ordered to make good the damage or to make restitution or pay damage by way of compensation.

National mechanisms for overseeing the implementation of human rights

The House of Peoples' Representatives (HPR)

188. The HPR disposes its responsibility of overseeing the implementation of human rights through its different standing committees. For instance the Standing Committee on Women Affairs ensures and supervises that the rights guaranteed for women in the Constitution are being protected. Likewise, the Legal and Administrative Standing Committee supervises whether rights and freedoms guaranteed in the Constitution are being properly implemented. The HPR, upon receiving a complaint about a massive human right violation, also establishes an independent body that investigates the case and thereby passes a decision. However, there is no separate standing committee with the sole responsibility of monitoring human rights.

Council of Nationalities

189. This is a unique kind of regional State Council found in the Southern Nations, Nationalities and People's State; a state that comprises more than 65 per cent of the total nations and nationalities existing in the country. It is established by the regional constitution and is composed of representatives of all nations and nationalities, represented at least by one member.

190. The Council has the power to interpret the regional constitution and it oversees that the rights stated in both regional and federal constitutions of nations and nationalities are fully respected and to ensure that all nationalities are represented democratically in each hierarchy.

The Ombudsperson

191. The Institution of the Ombudsperson is a governmental institution established by the Federal parliament to oversee the protection of the rights and freedoms of citizens by the executive, to ensure good governance and rule of law and to duly rectify or prevent the unjust

decisions and orders of executive organs and officials. With a view to bring about good governance, the Ombudsperson makes recommendations for revision of existing laws, practices or directives and for the enactment of new laws and formulation of policies.

192. The Ombudsperson has the power to supervise that administrative directives issued and decisions given by executive organs, and that the practices thereof do not contravene the constitutional rights of citizens and the law. Moreover, the Institution is authorized to conduct supervision with a view to ensure the executive carries out its functions in accordance with the law and to prevent maladministration. The Institution receives and investigates complaints of maladministration and seeks remedies in case where it believes that the same has occurred.

193. The investigative mandate of the ombudsperson however, does not extend to the following matters:

- (a) Decisions given by councils established by election in their legislative capacity;
- (b) Case pending in courts of law of any level;
- (c) Matters under investigation by the office of the Auditor-general;
- (d) Decisions given by security forces and units of defense forces in respect of matters of national security or defence.

Ethiopian Human Rights Commission

194. The Ethiopian Human Rights Commission is an organ which plays a major role in enforcing and overseeing the implementation of human rights in the country. The Commission, since its establishment, has performed many activities on human rights protection. It has given remedies to several complaints of human rights violation by taking measures upon its initiation; investigating the matter and providing legal advice on the issue.

195. The Commission has the following duties and responsibilities in connection with its mandate of overseeing the implementation of human rights:

- (a) To promote awareness of human rights to the public, to ensure that human rights are protected, respected and fully enforced and to take measures during violation;
- (b) To ensure that laws, regulations, directives, government decisions and orders do not contravene the human rights of citizens guaranteed in the Constitution;
- (c) To undertake investigation, upon complaint or on its own initiation, in respect of human rights violations;
- (d) To make recommendations for the revision of existing laws, enactment of new laws and formulation of policies;
- (e) To provide consultancy services on matters of human rights;

(f) To translate into local vernaculars, international human rights instruments adopted by Ethiopia and disseminate the same.

Administration for Refugees and Returnees Affairs

196. Regarding the case of refugees, the responsible body in the country is Administration for Refugee - Returnee Affairs office. The office executes laws, regulations and directives enacted to regulate the case of refugees. It coordinates and supervises the services given to refugees through its branch offices found in regions where refugee camps are located.

197. In collaboration with World Food Programme and United Nations High Commissioner for Refugees Regional Liaison Office and other charities, the office provides food, water, shelter and other social services including health services and education to refugees. Special care is accorded to children and women refugees to protect them from difficulties they may encounter owing to their special vulnerability. In addition to these welfare services, the Office commits itself to ensuring the security and well being of refugees during their stay in the camps.

Ministry of Labour and Social Affairs

198. The Ministry of Labour and Social Affairs is the relevant body having the mandate and the responsibility to follow up the case of elderly persons and persons with disability. The Ministry has the duty to undertake and facilitate the implementation of studies on ensuring and improving the social well being of citizens, in particular, on the creation of equal opportunity for persons with disabilities and the provision of care to the elderly and the encouragement of their participation in all aspects of public life.

Ministry of Women's Affairs

199. The Ministry is established to specifically address the particular situation of women. The Ministry has the power and the duty, among others, to initiate recommendations on the protection of the rights and interests of women at national level and follow up the implementation of the same by devising strategies and follow up mechanisms, that the preparation of policies, legislations, development programmes and projects by federal government organs give due consideration to gender issues. Moreover the ministry has the mandate to undertake studies to promote the well being of mothers and children and implement the same in cooperation with other organs.

Ethiopian Women's Development Fund

200. This is one of the machineries existing in the country, established for the advancement of the situation of women in the country. The fund, among many other activities, assists organizations that work for the respect of the rights of women in acquiring managerial skills by coordinating implementing capacity building training and other similar programmes.

201. In order to enable women with low living standards to organize in income generating activities with the view to alleviating their economical and social problems, the fund provides financial, material and technical support to income generating activities run by organized women groups. The Office is accountable to the Ministry of Women's Affairs.

Gender mainstreaming policy and strategy

National policy on Ethiopian women

202. The National Policy is based on the respect for human rights and democratic rights without distinction, as set out in the United Nations and other international agreements to which Ethiopia is a party. The Policy aims at facilitating the equality of men and women in all aspects be it political, social and economic life.

203. Including many other objectives, it aspires to make sure that women participate in the formulation of government policies and laws, regulations, programmes, plans and projects that directly or indirectly benefits and concern women. In order to achieve this aim the policy set out many implementation strategies including the establishment of a department of women affairs in all ministries and governmental organizations, entrusted with the responsibility of organizing women and promoting their interest. Ministry of Women Affairs is the body entrusted with the responsibility of following up and coordinating the implementation of this policy.

Plan for Accelerated and Sustainable Development to End Poverty (PASDEP)

204. The PASDEP is a document defining the national development plan. It is a strategic framework guiding the country for the five-year period, 2005/06-2009/10. It carries forward important strategic directions pursued under the Sustainable Development and Poverty Reduction Program (SDPRP) that was in use before the adoption of PASDEP.

205. Unleashing the potential of Ethiopian women, who constitute about half of the population, is central to the PASDEP strategy. This involves liberating women from low-productivity tasks, and increasing their participation in the work force and social and political processes of the country. Specific measures have been set out to accomplish this goal including the major push to increase girl's and women's education.

206. In addition to these measures, safeguarding rights such as access to land, credit, and other productive resources are central to the strategy, as it protects women from the multiple forms of other deprivations, such as longer working days, and violence and discrimination against women, which are still widespread in the country. Measures to address these issues are also central to the PASDEP strategy.

207. The Government has moved decisively to advance the agenda on the gender dimensions of poverty during SDPRP and a significant number of initiatives are underway, including the National Action Plan on Gender, which forms the core of the gender strategy under PASDEP, as well as analytical initiatives such as mainstreaming of gender into the budgeting process, and strengthening gender-disaggregated data reporting to better inform and influence policy making.

Regional mechanisms

208. Ethiopia is a party to two African human rights instruments that provide for certain mechanisms of monitoring the implementation of human rights. One is the African Charter on Human and Peoples' Rights, which established the African Commission on Human and Peoples' Rights to promote and protect the rights envisaged in the Charter. One of the monitoring mechanisms requires a periodic report of every two years to be submitted to the Commission on

legislative or other measures to give effect to the rights and freedoms protected under the Charter. Ethiopia expects to submit a report to the African Commission. Although it was not resorted to in matters where Ethiopia is involved, inter-state communication is also allowed in the Charter. Other communications such as communications from individuals or groups that believe that their human rights under the Charter are violated are also permitted. At the moment there are three communications relating to Ethiopia pending before the African Commission on Human Peoples' Rights. One relates to an alleged miscarriage of justice, the other to compatibility of certain Ethiopian legislation to a human rights convention, and the other to rights of accused persons. Since all are at the early stage of admissibility, a stage at which communications are confidential, details about the merits are not available.

209. The other is the African Charter on the Rights and Welfare of the Child, which established a Committee of Experts "to promote and protect the rights and welfare of the child". The Charter requires initial reporting within two years of the entry into force and periodic reporting every three years. The reports shall indicate measures adopted to give effect to the provisions of the Charter and progress made in the enjoyment of the rights. Ethiopia has not yet submitted a report to the Committee of Experts. Although communications by a person, a group or NGOs are allowed in the Charter, no communication has so far been instituted before the Committee relating to Ethiopia. The Ethiopian government has also signed the Protocol to the African Charter on Human and People's Rights for the Establishment of the Africa Court.

210. Ethiopia is also a party to the OAU Convention Relating to the Specific Aspects of Refugee Problems in Africa. The Protocol to the African Charter on Human and Peoples' Rights' on the Rights of Women in Africa is before the HPR for a discussion on ratification.

C. Framework within which human rights are promoted at the national level

National and regional parliaments and assemblies

211. The Constitution provides that all legislative organs of the government at different levels of governance shall respect and ensure the promotion and protection of human rights and fundamental freedoms. So far, various actions have been taken by the federal and regional parliaments in discharging this responsibility. By ensuring the compatibility of domestic laws with human rights norms, they are playing a crucial role in the promotion and protection of human rights.

212. In addition, in any decision of the House or the Council on economical, social and political matters, due consideration is given to its impact on the promotion and protection of human rights. In particular, in approving the hitherto Five Year Development Plan, the House ensured the incorporation of human rights and democratization as major components of the programmes.

213. The House of Peoples' Representatives and State Councils have different Standing Committees that supervise the actions of different organs of the executive in their respective jurisdictions. The federal and regional executive organs submit periodic performance reports to the Committees or the House or the Council in plenary. Such hearings enable the legislative organs to oversee compatibility of the actions of the executive organs with human rights norms. Trainings on human rights issues have been given to members of parliaments to equip them with better understanding of human rights so that they discharge their responsibilities effectively.

214. As the supreme organ of the state, the House has been establishing Inquiry Commissions for the purpose of investigating allegations of gross violations of human rights in some parts of the country. Some of the councils of the regional states also have a procedure in place for entertaining allegations of gross human rights violations in their respective region. The House as well as the State Councils have the power to approve the declaration of State of Emergency in their respective jurisdictions. Such procedure enables the legislative organs to check the appropriateness of the decision of the executive to declare a state of emergency. The legislative organs are also mandated to establish a State of Emergency Inquiry Board to ensure that none of the measures taken by the executive involve inhumane treatment.

215. The House has established the Ethiopian Human Rights Commission and the Institution of Ombudsperson as institutions that are especially mandated to promote and protect human rights with direct accountability to itself. Such structure ensures the independence and integrity of the institutions.

National human rights institutions

The Ethiopian Human Rights Commission

216. The Ethiopian Human Rights Commission was established as an autonomous organ of the government in July 2000. The objectives of the Commission include educating the public about human rights; ensuring that human rights are protected, respected and fully enforced; and taking necessary measure where human rights are found to have been violated. It is established pursuant to the Paris Principles on the Status of National Human Rights Institutions. Accordingly, it maintains autonomous status and is made accountable directly to the House of People's Representatives. Such structure protects the Commission from any form of influence and interference by the executive.

217. The top leadership of the Commission is composed of the Chief Commissioner, the Deputy Chief Commissioner and the Commissioner for Children and Women Affairs all of which are directly appointed by HPR. The Commissioners and investigators of the Commission are provided with immunity from arrest or detention. They may not be arrested or detained without the permission of HPR or the Chief Commissioner except where they may be caught *flagrante delicto* for serious offences.

218. The Commission also has different departments and staff members. The Commission has an Executive Director responsible for coordinating its five Departments which are: the Education and Investigation Department; the Human Rights Complaints, Investigation and Protection Department; the Children's, Women's and Peoples' with Disabilities Rights Protection Department, the Plan and International Cooperation Department and Finance Department. The Commission's financial resource consists of the annual budget allocated by the government as well as various assistances and grants from local and international, governmental and non-governmental sources.

219. The Commission has been undertaking various activities in promoting, protecting and enforcing human rights since its operational inception. These activities include education and training on the protection of human rights programme (discussed below); human rights protection, complaint and investigation programme (receiving complaints and investigating

them, legal consultancy and prison visit); assessing compatibility of the existing legislations with human rights norms; participation in international human rights meetings, conferences and symposia; distribution of books, articles, brochures, leaflets, posters and banners on human rights; coordination of the celebration of the United Nations Human Rights Day at national level. Currently, the Commission is undertaking preliminary study to open branches in some regions of the country.

220. The Commission investigates cases of human rights violations on the basis of complaints submitted to it or on its own initiative. Since its operational inception, it received 2399 complaints and accusations until 13 January 2008 of which it disposed of 2381. The remaining 18 are pending. It has also rendered free legal advice for 222 complainants. Prison visit has been undertaken in over seven police stations and ten prisons to assess the human rights conditions of detainees and prisoners. Some of the problems of the detention centres were resolved while the Commission is still working on solving problems that need the intervention of other government institutions. Such problems include overcrowding of the detention centres and prisons, the size and quality of the cells, inadequate health service provision and the confinement of children with their imprisoned mothers.

221. The Commission is undertaking an assessment of the compatibility of existing domestic laws and policies with international human rights treaties, guidelines and resolutions with the view to amend the existing laws to ensure their compliance with human rights norms or if need be to adopt new legislations and policies that promote and protect human rights.

222. In discharging its role to raise public awareness on human rights, the Commission has distributed 60,000 copies of a booklet on Election and Human Rights in three local vernaculars: Amharic, Oromiffa and Tigrigna, to various institutions and different sections of the society. Two hundred fifty copies of a booklet on Birth Registration prepared in the Amharic language have been distributed to institutions and different sections of the society. Various leaflets and brochures have also been distributed to the public, while posters and banners have been used to sensitize the latter on human rights issues and norms throughout the country.

223. The fifty-eighth anniversary of International Human Rights Day, 10 December 2006 was celebrated for the first time in the country nationwide upon the initiative of the Commission in coordination with other organizations under the motto “every person should promote human rights, and is responsible for avoiding gender based violence, poverty, exploitation and discrimination from all sections of the society and in particularly protect HIV positive women, children, refugees, internally displaced persons, persons with disability”.

224. Currently, the Commission has a Head Office in Addis Ababa. Upon decision by the HPR, the Commission may open branch offices in the regions. The Commission has already prioritized areas where branch offices should be opened and preliminary feasibility studies have been conducted in Affar, Tigray, Oromia and Somalia regional states and report of the study is completed.

The Institution of the Ombudsperson

225. The Institution of the Ombudsperson was established as an autonomous government organ directly accountable to the HPR. By doing so, the integrity of the Institution is guaranteed from the interference of the executive organ of the government. The Institution has a Chief Ombudsperson, a Deputy Chief Ombudsperson and an Ombudsperson heading the children's and women's affairs, investigators and other staff. The Ombudspersons and the investigators have immunity from arrest or detention to ensure their independence and smooth functioning.

226. The Institution has departments organized to suit the implementation of its programmes. The Institution's financial resource consists of the government budget allocated annually as well as assistances and grants from local and international governmental and non-governmental organizations. The Institution has so far undertaken various activities which primarily consist of promoting its role in bringing good governance with a view to increase public awareness. It has also been engaged in promoting the rights of children, women and persons with disabilities and entertaining complaints of maladministration.

227. The Institution has organized various trainings and workshops on a wide range of topics for a variety of target groups. Education and training programmes have been organized for professional staff of the Institution itself in order to build their capacity. The trainings and workshops were conducted on many themes including the objectives and activities of the Institution, the responsibility of the Institution in the protection of children's rights and ensuring good governance, the responsibility of the Institution in ensuring good governance, the role of the Institution in the protection of human rights, the objective of the Institution from the perspective of protection of women's and children's rights, the protection of the rights of persons with disabilities and the need for the enactment of administrative law. In general, members of the legislature (federal and regional states), officials of the federal and regional states executive organs, members of civil society organizations, police officers of the federal and regional governments, and professionals from the federal and regional governmental and private mass media were target groups of the trainings and workshops. The Institution has been engaged in an extensive awareness raising training programmes- 30 trainings and workshops were conducted in a year and half period- with a view to build the capacity of various professional who in turn would promote good governance and the realization of rule of law.

228. The Institution has particularly been engaged in promoting its objectives and role in addressing administrative malpractices to the wider public by disseminating information regarding its objective, powers and duties; the types of petitions that can be brought before it, the procedure to be followed and the evidence that should be produced to substantiate allegations. Similarly, the Institution has been promoting public awareness through radio, television and magazine announcements and advertisements.

229. With regard to handling complaints of maladministration, the Institution is entertaining numerous complaints and has been commended by the public for its procedural efficacy. However, there remain constraints in respect of adequacy of manpower and material resources.

230. In order to ensure the participation of the public in the administration of the country at different levels, the Institution has designed a mechanism for children to participate in the process of good governance by establishing children parliaments. In September 2006, children's

parliament was established in Konso Woreda, a district in the Southern Region of the country, consisting of 96 children. The parliament has accomplished various tasks including, promoting the increase in the enrolment rate of girls and re-enrolment of drop out students; establishing children's clubs in some schools; and recommending that the youth be cautious of HIV/AIDS and appealing for the abolition of child labour and exploitation. The parliament has brought problems of children to the attention of the executive. This experience is believed to introduce children to principles of democratic process and good governance that would enable them to run Ethiopia's state machineries in the future.

231. In June 2007, Speakers of Regional State Council, representatives of regional states executives and representatives of relevant federal governments have underscored the importance of Konso Woreda Children Parliament and urged the establishment of such model parliaments in all regions. Accordingly, Assosa Woreda Model Children Parliament was established in December 9, 2007 in Benishangul - Gumuz Regional State. The trend will hopefully continue to flourish throughout the country. The Institution is also collecting administrative rules and regulations from every government institution in order to assess their compatibility with the Federal Constitution, other laws of the land and principles of good governance.

Dissemination of human rights instruments

232. The Convention on the Rights of the Child is translated to eleven local languages and disseminated to institutions working on child rights as well as to the wider public and remains the widely disseminated international human rights instrument in Ethiopia. It is incorporated into elementary textbooks in some regional states. The Ministry of Justice, in cooperation with the French Embassy in Addis Ababa published a compilation of major regional and international instruments in English during the fiftieth anniversary of the UDHR and made them available free of charge to public prosecutors, law schools and law enforcement officers at various levels. The Ministry of Justice with the financial support of the Norwegian Embassy in Addis Ababa published another compilation of the major international human rights instruments in the Amharic language. The compilation was published in 5,000 copies and distributed to about 4,170 trainees who participated in the extensive human rights training programme organized jointly by the Ministry of Justice and the Norwegian Embassy in Ethiopia. The compilation has been widely distributed through sale and donation to various institutions and professionals. The Ethiopian Human Rights Commission re-published 10,000 copies of the Compilation and has been distributing same to training participants and law enforcement officials.

233. There are also translations and distributions of international human rights and humanitarian law instruments by civil society organizations. In this regard, the translation into local languages and publication of the major international human rights instruments by Ethiopian Human Rights Council; and the translation and publication of the 1949 Four Geneva Conventions and the two Additional Protocols by International Committee of the Red Cross (ICRC) - Ethiopia, are noticeable efforts. The United Nations High Commissioner for Refugees-Regional Liaison Office has also translated the major international human rights instruments into Somali language and distributed them widely among the Somali community.

234. The FDRE Constitution, a third of which contains human rights provisions, has been widely distributed by the House of Federation, the House of Peoples' Representatives, the Ministry of Justice, and the Ministry of Education. The electronic version of the Constitution is also available on the websites of the House of Federation, the House of Peoples' Representatives and the Federal Supreme Court.

Trainings and education on the promotion and protection of human rights

235. Recognizing the lack of capacity on the part of the various actors engaged in the implementation of the poverty reduction strategy and other development programmes, and building the democratization process, the Ethiopian government has launched a nationwide capacity building programme. One of this National Capacity Building Programs is the five-year federal programme called the Public Sector Capacity Building Program (PSCAP). PSCAP which was launched in November 2004 was designed with the objectives of improving the scale, efficiency, and responsiveness of the public service delivery at the federal, regional and local levels to empower citizens to participate more efficiently in the economic development of their country as well as to promote good governance and accountability.

236. A Justice System Reform Program (JSRP) is also designed as a subprogramme under PSCAP. Its objective is to promote the rule of law as well as the efficient and effective function of the justice system as part of Ethiopia's broader democratization and public sector development process. At the designing stage, the justice system reform programme comprised of enhancing the effectiveness of law making organs and affiliated bodies, an efficient delivery of justice by judicial organs, an efficient law enforcement, training of legal professionals and researchers, and putting in place an efficient justice system. During the first implementation year it was realized that the judicial reform programme should be undertaken separately as the judiciary is an independent state organ. Currently, the judicial reform programme is undertaken by the Federal Supreme Court while JSRP is under the Justice and Legal System Research Institute which is accountable to the Ministry of Capacity Building. At regional states level, the JSRP is coordinated by the Capacity Building Bureaus and the judicial reform programmes by the Regional State Supreme Courts of each state.

237. Conducting extensive trainings and education on human rights for legislators, judges, public prosecutors, police officials and prison administration officials is one component of the JSRP. Accordingly, a number of training has been given to the members of the federal and regional parliament by the Ethiopian Human Rights Commission which is the organ responsible for conducting trainings on human rights under the JSRP. In 2006/07, a year after it started functioning, the Commission conducted the following trainings to federal and regional legislators on such topics as introduction to human rights and freedoms, the role of the legislative organs in the promotion and enforcement of human rights, women's rights and children's rights.

Trainings given by EHRC, 2006-2007

Participants' constituencies	No. of members of the legislative organs			No. of other participants			Total
	Female	Male	Total	Female	Male	Total	
HPR 1 st Round	77	100	177	0	5	5	182
HPR 2 nd Round	14	213	227	6	14	20	247
SNNPRS State Council	78	302	380	1	21	22	402
Amhara NRS State Council	70	152	222	2	38	40	262
Total							1 093

238. Similar trainings on human rights targeting 877 members of the Council of Tigray, Gambella, Oromia and Benishangul- Gumuz regional states and their staff members have been conducted in the second half of 2007. Journalists have been the beneficiaries of the trainings in respect of their role in the promotion and protection of human rights. One hundred and fourteen reporters and editors of the government and private mass media were trained on the topic mentioned above. Eight hundred and fifty Woreda Election executives were trained on elections and human rights. TV spots promoting human rights have been produced and are now being televised. A project to make schools centres for human rights promotion is designed and ten model schools in Mekelle, the capital of Tigray Regional State and Hawassa, the capital of the SNNPRS are already selected for the implementation of the project. Teachers, students and their parents and administrators of the schools were trained to equip them with the knowledge and skills necessary to implement the project. Moreover trainings on human rights have been given to clan leaders and judges of Sh'aria Courts in Afar and Somali regional states.

239. Under the JSRP, the regional states also undertook successive trainings for the members of their respective State Council, judges, prosecutors, police and prison administration officials. In Tigray, in a training conducted for six days, 142 members of the State Council were trained on topics of human rights and democratization within the context of federalism and the challenges for the implementation of human rights. Within the last two years, 282 prosecutors attended workshops and seminars on the role of prosecutors in the promotion and protection of human rights. In Oromia Regional State, training on the revised Criminal Law from human rights perspective has been given for fifteen days to 980 judges, prosecutors and legal experts. In the SNNPRS, about 1300 police and prison administration officials and about 128 high ranking government officials have received training on the promotion and protection of human rights. In Benishangul – Gumuz Regional State, 40 prison police officials, 100 members of the State Council (twice) and 65 judges were trained on the promotion of human rights and their respective responsibilities in the protection and enforcement of human rights. The trainings mentioned so far are part of those conducted under the auspices of the Capacity Building Bureaus of the regional states through the JSRP.

240. With financial assistance from the Norwegian Government, the Ethiopian government has undertaken a nationwide human rights training for law enforcement officials at different levels with the view of enhancing their competence to enforce human rights norms enshrined in the FDRE Constitution and international human rights instruments ratified by Ethiopia. The project envisaged to train 4000 judges, prosecutors and police officers on national and international human rights standards applicable in the administration of justice. A ten-day training has been conducted in all regions of the State in several rounds. So far 4,300 law enforcement officers

have received training and a few more rounds of trainings remain to be conducted. A manual was prepared for the training under the title “Human Rights in the Administration Justice”. The manual covered issues such as the basic features of human rights, the development of human rights, human rights and the Ethiopian legal system, human rights at the pre-trial stage and during trial, as well as the rights of women and children.

241. In addition to the training manual, all the participants were provided with reference materials necessary for enforcing human rights norms. These materials include a copy of the FDRE Constitution and the Universal Declaration of Human Rights in the Amharic language; a compilation in the Amharic language of the major international and regional human rights agreements ratified by Ethiopia and other instruments such as the UN Standard Rules for the Treatment of Prisoners, United Nations Body of Principles for the Protection of all Persons under any Form of Detention or Imprisonment, United Nations Declaration on Basic Principles of Justice for Victims of Crime and Abuse of Power, United Nations Declaration on the Elimination of Violence against Women, United Nations Standard Minimum Rules for the Administration of Juvenile Justice, United Nations resolution on independence of the Judiciary, United Nations Guidelines on the Role of Prosecutors, and United Nations Code of Conduct for Law Enforcement Officials. A reference material on human rights standards applicable during investigation and imprisonment was also distributed to the trainees and made available for sale to the public. Copies of the compilation prepared in Amharic containing the major human rights instruments were also donated to institutions engaged in the protection and promotion of human rights such as the Ethiopian Human Rights Commission and the Institution of the Ombudsperson. The booklet was also made available for sale to the public.

242. A comprehensive impact assessment of the project has not been carried out as yet. However, the feedback gathered from the trainees at the completion of the training sessions, the testimony of their superiors that acclaimed the training, and the early joint assessment made by the Ethiopian and the Norwegian governments indicate that the project has been a success.

243. Presently there is preparation under way by the Federal Government to take over the project by establishing a human rights institute under the Ministry of Justice with the objective, among others, of enhancing the human rights awareness of law enforcement officials. Various government organs have also organized awareness raising activities for their respective professionals on their own initiative from their own budget or with the assistance of outside financial or technical sources.

244. Civics education was introduced into the education system to promote and incorporate the ideals of human rights, democracy and constitutionalism into school curricula in 1993. The civics education curriculum was revised in 2002/03 and a new Civics and Ethical Education, which is based on major social values such as building a democratic system, rule of law, equality, justice, patriotism, responsibility, self-reliance, industriousness, active community participation, and the pursuit of wisdom is adopted across all grade levels. Appropriate textbooks were prepared for each grade and level and teachers were given specialized trainings. As a result, Civics and Ethical Education has started to be taught at the primary, secondary and tertiary level throughout the nation whether in public or private; secular or religious schools.

245. To promote the effectiveness of Civics and Ethical Education, the Ministry of Education has taken different measures so far. The social values of the subject are integrated in all subjects,

both at primary and secondary levels, to help students acquire, understand and own the values. Efforts have also been made to build the capacity of teachers who teach Civics and Ethical Education. Moreover, Civics and Ethical Education Clubs have been established in all schools to enable students exercise what they have learned in their class rooms and develop their skills for active participation.

246. The Ethiopian Human Rights Commission has conducted a study on the extent of the incorporation of human rights education in the primary school curricula. The findings were presented and discussed in a forum in which the officials of the Ministry of Education and Regional Education Bureaus, curriculum designers, teachers and professionals of the Commission were participants. A consensus was reached to incorporate more human rights norms into the curricula in the event of the revision of textbooks. Accordingly, a trial programme in 50 (fifty) primary schools has been launched. Currently, the baseline study for expanding the programme to universities and teachers training institutes is being undertaken.

247. In higher educational institutions, the Civics and Ethical Education Course whose large portion consists of topics on human rights and democratization issues, is integrated into the curriculum of every professional programme. This move has familiarized all students with issues of human rights and the building of a democratic system. In addition, it enables them to discharge their professional duties with ethical standards that conform to the basic norms of human rights. Human Rights Law, Public International Law, Ethiopian Constitutional Law, Humanitarian Law, Law and Gender Issues, Family Law, Law of Persons, Criminal Procedure Law are some of the Courses given to law students in the undergraduate legal education programmes.

248. The Justice Professionals Training Center, a governmental training centre for prospective judges and public prosecutors is playing a crucial role in promoting human rights through its training programmes. The Centre has four training programmes: training for nominee judges and prosecutors of High Court, training for nominee judges and prosecutors of *Woreda* Court, trainings for judges and prosecutors who are serving at different levels and special custom designed trainings. The duration of the first two programmes is two years and the curricula for the programmes have been designed and are in the process of being implemented. The curricula comprise various law courses and are accompanied by practice. Courses such as Human Rights Law, Family Law, Criminal Procedure Law and many other human rights related courses are included in the curricula.

249. The Human Rights Law course is especially designed to give trainees deep insight into the constitutional and international basis of human rights norms, domestic application of human rights law and women's and children's rights. The trainees should hold a law diploma or degree in order to be admitted to the programmes. The other two programmes are however, short term training programmes on different legal topics. The Centre has been giving thematic trainings for judges and prosecutors on various human rights issues. In addition, special trainings have been organized on human rights and related issues for judges, prosecutors, police officers and prison administration officials.

Members of the defence forces

250. The Ministry of Defense promotes human rights through the formal military training courses it gives and via the workshops and awareness programmes it conducts through the mass media. The Ministry transmits a regular radio programme whose target audience are members of the military. One of the objectives of the programme is to raise the awareness of the military personnel regarding their roles in the protection and promotion of human rights. Topics covered in the programme include people and the military, prisoners of war, the loyalty of the military to the Constitution and rights and freedoms of citizens, human rights trainings delivered by the ICRC, laws of war, the core values of the military, and lessons on the Constitution.

251. The Ministry also publishes and circulates among members of the military a biweekly newspaper entitled *Wugagen* (the dawn). The news, articles and columns in the newspaper mainly raise issues related with the protection of the fundamental human rights and freedoms enshrined in the Constitution. Human rights norms such as equality of religion, equality of nations and nationalities, freedom of opinion and other individual and group rights are featured in the paper. There is also a column in the newspaper dedicated to humanitarian law - prepared in collaboration with the ICRC.

252. Various workshops and trainings on human rights have also been given for high ranking military officers, justice professionals of the same, officials having participated in international peace keeping missions, and media workers of the military. Presently, as part of a campaign to educate the military on the norms of international humanitarian law, documentary films of the two world wars have been translated into Amharic and being shown to members of the military.

253. The human rights trainings given at military schools are extensive. Substantive human rights are included in the curricula of all military colleges and institutions. In the lessons, emphasis is placed on the role of the military in the protection of human rights and in the implementation of the laws of war. Pocket-size copies of the Constitution are handed out to all candidates to enable them to study, debate, and fully understand the fundamental human rights of citizens they stand for. Human rights related conferences and seminars are also frequently organized in all military training centres in collaboration with the ICRC.

Development cooperation and assistance

254. There is no definite information on development cooperation and assistance that the country benefits from, for the specific purpose of promoting human rights. However, data on the general assistance that the country gets has been provided.

255. Despite the fact that Ethiopia is a developing country, having limited capacity to extend development assistance to other countries in order to protect and promote human rights, the country has given peacekeeping forces to assist countries in keeping peace within their country, which is crucial for the existence of legal order and the protection of human rights. The Ethiopian peace keeping force has served in Rwanda, Burundi, Liberia and Somalia presenting aid to the countries forces to keep peace and stability within. The country is recently preparing a force to send to Sudan, Darfur for similar purpose. Moreover, Ethiopia is providing development cooperation and assistance to protect and promote human rights in Somalia.

D. Reporting process at the national level

256. A project enabling Ethiopia to honor its international obligations to submit initial and periodic reports to treaty monitoring bodies under different international human rights treaties was initiated by the Ministry of Foreign Affairs and the Ethiopian Human Rights Commission with the technical assistance of United Nations Office of the High Commissioner for Human Rights (. A National Conference on Ethiopia's reporting obligations under international human rights instruments was held to this end. The National Conference had adopted long term and short term recommendations. One of the recommendations, to be implemented in the long term, was the adoption of the appropriate legislation to establish a permanent national committee by the Ethiopian government, which should be mandated to supervise the entire reporting process and follow-up of treaty bodies' recommendations.

257. In the mean time, the Conference recommended the establishment of an ad hoc inter-ministerial committee and a drafting committee mandated to oversee the drafting and submission of the overdue reports. The former is composed of Ministry of Foreign Affairs as coordinator, Ministry of Justice, Ministry of Finance and Economic Development, Ministry of Federal Affairs, Ministry of Labour and Social Affairs, Ministry of Education, Ministry of Health, Ministry of Defense, Central Statistics Agency and Federal Police Commission. It is mandated to oversee the report preparation process, to coordinate and facilitate data and information collection, to determine the delegation in the presentation of the reports to the relevant treaty bodies, and to oversee the dissemination of the treaty bodies' recommendations. The Drafting Committee consists of independent legal experts with competence in human rights laws and issues.

258. Different stakeholders including representatives of the federal government ministries and agencies, regional governments, United Nations offices and international and local NGOs participated in the National Conference. The National Conference had been given wide media coverage with the view to raising public awareness about the process and purpose of reporting to treaty bodies. The National Conference played a paramount role in sensitizing stakeholders and the public at large about the need to ensure participatory reporting process.

259. Following the National Conference three specialized trainings on human rights treaty reporting process had been conducted for persons who would be engaged in the reporting process, in gathering information, drafting the initial draft reports, editing and standardizing the final reports as well presenting them before treaty bodies. Experience-sharing has also featured in the finalization of the reports. A member of the drafting committee and one of the Commissioners of the EHRC were able to attend as observers the meetings of the Committee on the Elimination of Racial Discrimination and they shared their experience with the drafting committee, ad hoc committee and the legal experts.

260. Legislatures at different levels, ministries, agencies, authorities, commissions, regional governments, and supreme courts assigned focal persons within their institutions who would facilitate the flow of information between the institutions and the legal experts preparing the reports at the Ministry of Foreign Affairs. The legal experts contacted over 400 federal and regional government officials and held several briefing and consultative meetings which ensured the process to be participatory. The legal experts prepared the first draft of the common core document and submitted it to the drafting committee for feedback and additional inputs to come

up with the final draft. After the final draft by the Drafting Committee, a consolidation workshop has taken place to ensure the participation of non-governmental organizations. These organizations were given the opportunity to comment on the draft documents both orally and in writing. These comments by NGOs were incorporated in the draft report. Since the EHRC was given by Proclamation No. 210/2000 to comment on human rights reports the Government makes, the final draft, which was approved by the ad hoc committee, was sent to the EHRC for comments. The comments by the EHRC were included in the final reports presented.

E. Follow-up to international conferences

261. Relevant government offices concerned with the theme of the conference participated in International conferences. The participant office will devise a mechanism of follow-up and subsequent review to the declarations, recommendations and commitments adopted at the conference in consultation with other government offices when necessary. For instance the Environmental Protection Authority is vested with the power to participate in world conferences on environmental issues and is also responsible to follow-up the results of such conferences thereof.

IV. INFORMATION ON NON-DISCRIMINATION AND EQUALITY

Equality and non-discrimination

262. The Ethiopian legal system unequivocally guarantees equality before the law and equal protection of the law. Accordingly, the FDRE Constitution states that all persons are equal before the law and are entitled without discrimination to equal protection of the law. In that light, the FDRE Constitution stipulates that the law shall guarantee to all persons equal and effective protection without discrimination on grounds of race, nation, nationality or other social origin, colour, sex, language, religion, political or other opinion, property, birth or other status. Pursuant to the FDRE Constitution, other specific laws have incorporated provisions on equality and non-discrimination. For example, the Criminal Code of Ethiopia prohibits discrimination on the basis of individual's social conditions, race, nation, nationality, social origin, colour, sex, language, religion, political or other opinion, property, birth or other status.

263. The FDRE Constitution also provides that its provision on human and democratic rights should be interpreted in line with international treaties to which the country is a party, which means that the provisions on equality and non-discrimination are to be interpreted in a manner conforming to the principles of the UDHR as well to the relevant human rights instruments to which the country is a party.

264. The Constitutions of all the regional states of Ethiopia also guarantee equality and non-discrimination in the same way as the FDRE Constitution. Apart from making provisions dealing with equality and non-discrimination, the FDRE Constitution clearly states that all federal and State legislative, executive and judicial organs at all levels shall have the responsibility and duty to respect and enforce the provisions of Chapter Three, providing for fundamental rights and freedoms including the rights to equality and non-discrimination.

265. The Ethiopian Human Rights Commission and the Office of the Ombudsperson would play important roles in addressing human rights violations including the right to equality and non-discrimination.

266. In an attempt to address the rights to equality of individuals accused of committing crimes, efforts have been made to provide free legal representation to individuals accused of serious crimes, with no resource to secure representation.

267. The Criminal Code of Ethiopia prohibits discrimination on the basis of individual's social conditions, race, nation, nationality, social origin, colour, sex, language, religion, political or other opinion, property, birth or other status. All actors involved in the enforcement of the Criminal Code such as the courts, prosecution and Police, have the responsibility to enforce the provisions on nondiscrimination. Different institutions play important roles in combating and preventing discrimination in all its forms. Chief among such institutions are: the courts at all levels, the Police, the prosecution, the Council of Constitutional Inquiry, the Human Rights Commission, the Ombudsman and the Anticorruption Commission. As stated earlier, the FDRE Constitution clearly states that all federal and State legislative, executive and judicial organs at all levels shall have the responsibility and duty to respect and enforce the human rights provisions including those providing for the rights to equality and non-discrimination.

268. Ethiopian laws call for specific attention to the human rights of people who for different reasons require special attention such as women, children, persons with disability and the elderly. Despite the multifaceted and significant role women play in the society, they have not been enjoying the fruits of their contribution and lag behind men due to political economic and cultural bias against them in the past. Women have often been considered inferior to men and were subjected to discrimination.

269. To rectify this, the FDRE Constitution has come up with different provisions dealing with the rights of women. Accordingly, the FDRE Constitution has enshrined the right to equality of men and women in the enjoyment of rights and protections provided for by the Constitution as well as the equal rights of women with men in marriage, in employment as well as in property ownership and administration. In addition, the FDRE Constitution has provides for the elimination of customs harmful to women and prohibits laws, customs and practices that oppress or cause bodily or mental harm to women.

270. The FDRE Constitution has also recognized the historical legacy of inequality and discrimination suffered by women in Ethiopia and provides for affirmative measures with a view to remedy the legacy. These measures shall provide special attention to women so as to enable them to compete and participate on the basis of equality with men in political, social and economic life as well as in public and private institutions. The provisions of the FDRE Constitution on economic objectives impose a duty on the government to ensure the participation of women with men in all economic and social development endeavors. The constitutional provision on affirmative action has been translated into practice in different areas such as in employment and entrance to higher learning institutions.

271. The Constitutional provisions dealing with the rights of women have further been elaborated in the specific laws of the country. Chief among these laws are the Revised Family Law, the Criminal Code and the employment laws. The Revised Family Law has brought what

may be considered a revolutionary change to parts of the Civil Code dealing with marriage and by abolishing most of the discriminatory provisions of the 1960 Civil Code. The fundamental underpinning of the Revised Family Code is thus the principle of equality of men and women which has been reflected in the different provisions dealing with the relation between the spouses. It, for example, provides that marriage should be based on mutual respect, support and assistance of the spouses, and entitles both spouses to administer and direct their family affairs including the upbringing of their children.

272. At the regional level Amhara, Tigray, and Southern Nations and Nationalities and Peoples National Regional states have similarly adopted their revised family codes based on the principle of equality of women and men.

273. The Revised Criminal Code of Ethiopia, which came into force in May 2005 replacing the 1957 Penal Code, includes new and revised provisions relevant to the protection of women's human rights in general. Accordingly, the Criminal Code addresses violence against women in its different forms either in the form of elaborating the existing vague provision or by introducing new offences. Furthermore, the Criminal Code has redefined the elements of some existing offences, added aggravating circumstances and revised the penalties applicable in cases of violation.

274. Both the new Labour Proclamation (Proclamation No. 262/2002) and the new Federal Civil Servants Proclamation (Proclamation No. 515/2007), the currently applicable laws governing employment, have fully incorporated equality of men and women in employment and outlawed discrimination in employment on the grounds of, among other things, sex. The Federal Civil Servants Proclamation has actually gone a step further by providing affirmative action in favor of women in employment. Accordingly, priority would be given to female candidates with the same qualification as men to a particular employment.

275. In 1993, a National Policy on Ethiopian Women (NPEW) was adopted by the Transitional Government of Ethiopia. The NPEW was the first policy document showing the intention of the government to promote and protect the rights of women in Ethiopia. The NPEW had made an assessment of the situation of women in Ethiopia and made the conclusion that discrimination against women has been perpetuated in various forms depending on their ethnic background, culture and religion. It further noted that Ethiopian women experience a ban from owning the means of production, are victims of natural as well as man-made disasters, face prejudicial attitudes in the country's political social and economic life and are still subjected to discriminatory laws. The main objectives of the NPEW include:

- (a) Facilitating conditions conducive to speeding up equality between men and women;
- (b) Facilitating the necessary conditions whereby rural women can have access to basic social services and to ways and means of lightening their work load;
- (c) Eliminating prejudices as well as customary and other practices that are based on male supremacy and enabling women to head public office and participate in decision making process at all levels.

276. The NPEW also states that Government policies, laws and regulations as well as other relevant activities should be guided by the objective of ensuring equality between men and women, with a particular attention to rural women enabling them to equally participate with men in the field of development.

277. The Ethiopian Government in formulating its policy, strategy and programme took due notice of gender mainstreaming. As such, various policies, strategies and programmes adopted by the Government have taken into consideration gender issues. Some of the major policies, strategies and programmes that comprise gender friendly provisions include:

- (a) Development and Social Welfare Policy;
- (b) Sustainable Development and Poverty Reduction Programme;
- (c) Micro and Small Enterprise Development Strategy;
- (d) National Agricultural Policy;
- (e) Environmental policy;
- (f) Population policy;
- (g) Health policy;
- (h) HIV/AIDS policy;
- (i) Comprehensive Education and Training Policy.

278. Similarly, Ethiopia has taken different measures to protect and promote the rights of children. The FDRE Constitution provides for a catalogue of rights of children including the right to life, name and nationality, to know and be cared for by parents or guardians, not to be subject to exploitative practices, to be free from corporal punishment or cruel or inhumane treatment. It also imposes a duty on the Government to allocate resources, within the available means, to provide rehabilitation and assistance to such vulnerable groups as children with no parents or guardians. The Revised Family Code has also come up with several provisions with a view to protecting the rights of children and provides that the overarching principle guiding any decision concerning the family shall be the best interest of the child.

279. With a view to address one of the serious problems affecting persons with disabilities, a specific law providing for the right to employment of persons with disability has been issued. The Law states that persons with disabilities shall have the right to employment without discrimination unless the nature of the work dictates otherwise. It further states that any law, practice, custom, attitude or other discriminatory situation that impairs the equal opportunities to employment of a person with disability are illegal.

280. The FDRE Constitution imposes a duty on the government to allocate resources, within the available means, to provide rehabilitation and assistance to physically and mentally disabled, the aged, and children with no parents or guardians.

281. The Government has recently raised the amount of pension with a view to addressing the peculiar needs of the elderly to meet their socio-economic needs in view of the increased inflation and increasing trend of the prices of commodities.

282. With respect to the advancement in economic and social development, the constitution in its chapter ten imposes duty on the government to provide special assistance to nation, nationalities and peoples least advantaged in economic and social development. To this effect particular law (regulation) are also enacted to implement affirmative support for less developed regions which are Afar, Somali, Gambela, Benishangul Gumuz and pastoral areas in Oromia and Southern Nations and Nationalities and People's Regions (see annex 5 for chapter ten of the Constitution).

283. The FDRE Constitution also provides the need for special representation of minorities in the parliament where it constitutes twenty (20) seats. Specific proclamations and regulations are promulgated in order to implement this constitutional right. Practically, nations, nationalities and peoples are widely represented in the parliament at the federal and State level, where 20 seats of the parliament is filled by minority groups.

284. The House of the Federation has adopted a new grant formula in 2007 that has taken into account the peculiar needs and circumstances of the less developed Regions. In the area of employment, affirmative action is given to nations and nationalities that are less represented in government offices. This is widely practiced in every government office at the federal and regional level.

285. Affirmative measures are also undertaken in the area of education. Accordingly, a lower admission requirement is designed for a student who has completed high school education in a developing Region and who is native of the nationality of such region or a student from the nationality whose participation in higher education is low. Apart from a special entry privilege, such students would be given a special support during their stay in the institution.

286. The Government, in order to increase primary and secondary education enrolment for children in pastoralist and semi-pastoralist areas, has designed mechanisms such as boarding schools and the Food and Education Programme. It has also established schools for refugees. These measures are believed to have contributed for the increase in the enrolment rate of children.

Annex 1

Demographic indicators

Population size

1. The total projected population of the country for July 2008 is estimated to be 79,221,000, of whom 65,996,000 are rural and 13,225,000 urban.

Table 1

Population size of Ethiopia from 1970-2008

Year	1970	1975	1980	1985	1990	1995	2000	2005	2008
Population (In thousands)	29 488.2	33 085.8	37 684.7	43 350	50 774.1	54 649	63 495	73 044	79 221

Source: CSA, 1994 Census Analytic Report, 1999.

Population growth rate

2. Ethiopian population growth rate was 2.62 per cent per annum in July 2006. There was a slight decline in the population growth rate over the decade, from 2.96 per cent in 1996 to 2.62 per cent in 2006.

Table 2

Estimates of population growth rate

Period	1970-75	1975-80	1980-85	1985-90	1990-95	1995-00	2000-05	2005-10
Growth Rate (%)	2.6	2.8	2.9	3.0	2.9	2.92	2.73	2.62

Source: CSA, 1994 Census Analytic Report, 1999.

Population density

3. Ethiopia's population density at July 1, 2006 was 68 persons per square kilometer. Addis Ababa had the highest (5,608 persons per km²), followed by Harari and Dire Dawa. Gambella, Benishangul Gumuz, Afar and Somali are sparsely populated regions.

Table 3**Ethiopian population by region, percentage, share and density (1 July 2006)**

Regions	Population	% share of total population	Population density persons/km²
Tigray	4 334 996	5.78	87
Afar	1 389 004	1.85	16
Amhara	19 120 004	25.47	120
Oromia	26 553 000	35.37	75
Somalia	4 329 001	5.77	17
Benishangul - Gumuz	625 000	0.84	13
S.N.N.P	14 901 990	19.85	133
Gambella	247 000	0.33	10
Harari	196 000	0.26	630
Addis Ababa	2 973 004	3.96	5 608
Dire Dawa	398 000	0.35	328
Ethiopia	75 067 000	100	68

Sources: CSA, Statistical Abstract, 2006.

MoFED, Ethiopian Population Images 2006.

Population distribution by mother tongue, religion and ethnicity in rural and urban areas*Language*

4. The population distribution by mother tongue and second language spoken is presented in Table 4. According to the data on Table 4, the overwhelming majority (32.7 per cent) of the population use Amharic language as their mother tongue. Oromifa, used by 31.6 per cent of the population, is the second largest language spoken as a mother tongue, followed by Tigrigna with 6.07 per cent. The remaining Ethiopian languages are used by about 29.6 per cent of the population. Only 0.04 per cent of the population use foreign languages as mother tongue.

5. As to second language, figures in Table 4 indicate that 84.2 per cent of the population did not have second language. Amharic is spoken by the highest proportion (9.61 per cent) of the population as second language followed by Oromifa with 2.9 per cent. The remaining Ethiopian languages are spoken as second language by only 2.6 per cent of the population. Only 0.43 per cent of the population spoke foreign languages as second language while 0.24 per cent did not report their second language. In summary about 42.31 per cent of the population speak Amharic either as a mother tongue or as a second language. The corresponding figure for Oromifa language is 34.67 per cent.

Table 4

Distribution of mother tongue and second language, urban and rural, Ethiopia: 1994

Languages	Urban + Rural				Urban				Rural			
	Mother tongue		Second language		Mother tongue		Second language		Mother tongue		Second language	
	No.	%	No.	%	No.	%	No.	%	No.	%	No.	%
All persons	53 130 779	100.00	53 130 777	100.00	7 314 742	100.00	7 314 743	100.00	45 816 037	100.00	45 816 034	100.00
Affarigna	965 462	1.82	22 848	0.04	23 428	0.32	11 213	0.15	942 034	2.06	11 635	0.03
Agew/Awingigna	356 980	0.67	64 425	0.12	17 592	0.24	9 296	0.13	339 388	0.74	55 129	0.12
Agew/Kamyrgna	143 369	0.27	11 026	0.02	5 293	0.07	1 745	0.02	138 076	0.30	9 281	0.02
Amarigna	17 372 913	32.70	5 104 150	9.61	4 129 694	56.46	1 755 511	24.00	13 243 219	28.91	3 348 639	7.31
Anyiwakgna	45 646	0.09	2 114	0.00	10 028	0.14	390	0.01	35 618	0.08	1 724	0.00
Arboriegna	4 441	0.01	3 108	0.01	386	0.01	599	0.01	4 055	0.01	2 509	0.01
Argobigna	10 860	0.02	3 236	0.01	1 870	0.03	875	0.01	8 990	0.02	2 361	0.01
Arigna	158 857	0.30	13 319	0.03	3 273	0.04	3 714	0.05	155 584	0.34	9 605	0.02
Basketigna	57 805	0.11	8 961	0.02	3 005	0.04	1 034	0.01	54 800	0.12	7 927	0.02
Benchigna	173 586	0.33	22 640	0.04	2 469	0.03	1 973	0.03	171 117	0.37	20 667	0.05
Shegna	13 116	0.02	3 514	0.01	21	0.00	17	0.00	13 095	0.03	3 497	0.01
Merigna	989	0.00	75	0.00	18	0.00	11	0.00	971	0.00	64	0.00
Burijgna	35 731	0.07	3 045	0.01	6 981	0.10	1 103	0.02	28 750	0.06	1 942	0.00
Charrigna	6 932	0.01	668	0.00	26	0.00	5	0.00	6 906	0.02	663	0.00
Dasenechgna	32 064	0.06	231	0.00	399	0.01	85	0.00	31 665	0.07	146	0.00
Dimegna	6 501	0.01	529	0.00	330	0.00	77	0.00	6 171	0.01	452	0.00
Dizigna	21 075	0.04	2 054	0.00	2 008	0.03	1 012	0.01	19 067	0.04	1 042	0.00
Ganijuligna	1 390	0.00	196	0.00	25	0.00	6	0.00	1 365	0.00	190	0.00
Gedeogna	637 082	1.20	47 950	0.09	13 578	0.19	4 147	0.06	623 504	1.36	43 803	0.10
Gewadigna	32 698	0.06	1 367	0.00	400	0.01	100	0.00	32 298	0.07	1 267	0.00
Gidoligna	50 328	0.09	1 974	0.00	2 115	0.03	221	0.00	48 213	0.11	1 753	0.00
Guagugna	103	0.00	51	0.00	55	0.00	21	0.00	48	0.00	30	0.00
Gumuzigna	120 424	0.23	4 379	0.01	712	0.01	466	0.01	119 712	0.26	3 913	0.01

Languages	Urban + Rural				Urban				Rural			
	Mother tongue		Second language		Mother tongue		Second language		Mother tongue		Second language	
	No.	%	No.	%	No.	%	No.	%	No.	%	No.	%
Guragigna	1 881 574	3.54	208 358	0.39	334 944	4.58	89 856	1.23	1 546 630	3.38	118 502	0.26
Hadiyigna	923 958	1.74	150 889	0.28	44 324	0.61	15 842	0.22	879 634	1.92	135 047	0.29
Marekogna	36 612	0.07	9 208	0.02	1 624	0.02	414	0.01	34 988	0.08	8 764	0.02
Hamerigna	42 838	0.08	7 120	0.01	318	0.00	595	0.01	42 520	0.09	6 525	0.01
Harerigna	21 283	0.04	7 766	0.01	20 964	0.29	7 453	0.10	319	0.00	313	0.00
Jebelawigna	116 084	0.22	15 738	0.03	3 203	0.04	3 277	0.04	112 881	0.25	12 461	0.03
Fadashigna	8 715	0.02	795	0.00	238	0.00	44	0.00	8 477	0.02	751	0.00
Gamiligna	144	0.00	45	0.00	60	0.00	11	0.00	84	0.00	34	0.00
Gebatogna	78	0.00	52	0.00	12	0.00	8	0.00	66	0.00	44	0.00
Kechamigna	2 682	0.01	223	0.00	58	0.00	6	0.00	2 624	0.01	217	0.00
Keffigna	569 626	1.07	46 720	0.09	38 214	0.52	6 495	0.09	531 412	1.16	40 225	0.09
Mochagna	54 894	0.10	3 476	0.01	5 299	0.07	551	0.01	49 595	0.11	2 925	0.01
Kemantigna	1 650	0.00	3 181	0.01	58	0.00	106	0.00	1 592	0.00	3 075	0.01
Kembatigna	487 655	0.92	68 607	0.13	41 441	0.57	6 489	0.09	446 214	0.97	62 118	0.14
Alabigna	126 257	0.24	25 271	0.05	2 152	0.03	1 856	0.03	124 105	0.27	23 415	0.05
Kebenagna	35 783	0.07	4 428	0.01	1 490	0.02	217	0.00	34 293	0.07	4 211	0.01
Timbarogna	82 803	0.16	10 715	0.02	2 718	0.04	419	0.01	80 085	0.17	10 296	0.02
Kewamigna	99	0.00	44	0.00	12	0.00	7	0.00	87	0.00	37	0.00
Komigna	1 435	0.00	148	0.00	51	0.00	9	0.00	1 384	0.00	139	0.00
Konsogna	149 508	0.28	5 658	0.01	2 959	0.04	631	0.01	146 549	0.32	5 027	0.01
Koyrigna	103 879	0.20	2 371	0.00	4 130	0.06	368	0.01	99 749	0.22	2 003	0.00
Kunamigna	1 883	0.00	144	0.00	185	0.00	32	0.00	1 698	0.00	112	0.00
Mabaangna	25	0.00	19	0.00	11	0.00	14	0.00	14	0.00	5	0.00
Maogna	13 657	0.03	527	0.00	70	0.00	24	0.00	13 587	0.03	503	0.00
Meenigna	52 015	0.10	5 958	0.01	1 127	0.02	1 248	0.02	50 888	0.11	4 710	0.01
Bodigna	4 570	0.01	342	0.00	17	0.00	86	0.00	4 553	0.01	256	0.00
Maliegna	53 779	0.10	6 730	0.01	182	0.00	95	0.00	53 597	0.12	6 635	0.01
Mesengogna	15 152	0.03	438	0.00	161	0.00	19	0.00	41 991	0.03	419	0.00
Mosiayagna	6 624	0.01	920	0.00	68	0.00	19	0.00	6 556	0.01	901	0.00

Languages	Urban + Rural				Urban				Rural			
	Mother tongue		Second language		Mother tongue		Second language		Mother tongue		Second language	
	No.	%	No.	%	No.	%	No.	%	No.	%	No.	%
Mursyigna	3 278	0.01	34	0.00	10	0.00	8	0.00	3 268	0.01	26	0.00
Naogna	3 656	0.01	1 876	0.00	21	0.00	6	0.00	3 635	0.01	1 870	0.00
Nuwerigna	64 907	0.12	1 122	0.00	3 408	0.05	315	0.00	61 499	0.13	807	0.00
Nyangatomigna	14 177	0.03	123	0.00	37	0.00	3	0.00	14 140	0.03	120	0.00
Oromigna	16 777 976	31.58	1 535 434	2.89	1 267 309	17.33	545 071	7.45	15 510 667	33.85	990 363	2.16
Oydigna	16 597	0.03	4 040	0.01	355	0.00	170	0.00	16 242	0.04	3 870	0.01
Sahogna	22 759	0.04	3 378	0.01	1 599	0.02	315	0.00	21 160	0.05	3 063	0.01
Shekogna	24 106	0.05	4 920	0.01	284	0.00	227	0.00	23 822	0.05	4 693	0.01
Shinashigna	19 734	0.04	2 231	0.00	3 100	0.04	335	0.00	16 634	0.04	1 896	0.00
Shitagna	301	0.00	72	0.00	28	0.00	23	0.00	273	0.00	49	0.00
Sidamigna	1 876 329	3.53	101 340	0.19	35 406	0.48	29 082	0.40	1 840 923	4.02	72 258	0.16
Somaligna	3 187 053	6.00	95 572	0.18	432 172	5.91	26 539	0.36	2 754 881	6.01	69 033	0.15
Surigna	19 622	0.04	212	0.00	32	0.00	34	0.00	19 590	0.04	178	0.00
Tigrigna	3 224 875	6.07	146 933	0.28	609 926	8.34	85 711	1.17	2 614 949	5.71	61 222	0.13
Tsamaigna	8 621	0.02	1 200	0.00	135	0.00	88	0.00	8 486	0.02	1 112	0.00
Welayitigna	1 231 673	2.32	89 801	0.17	102 631	1.40	20 171	0.28	1 129 042	2.46	69 630	0.15
Dorzigna	20 782	0.04	3 597	0.01	18 285	0.25	3 475	0.05	2 497	0.01	122	0.00
Gamogna	690 069	1.30	24 438	0.05	38 771	0.53	12 837	0.18	651 298	1.42	11 601	0.03
Goffigna	233 340	0.44	33 449	0.06	17 470	0.24	6 476	0.09	215 870	0.47	26 973	0.06
Kontigna	48 987	0.09	2 920	0.01	2 532	0.03	195	0.00	46 455	0.10	2 725	0.01
Kulogna	313 228	0.59	19 996	0.04	17 996	0.25	2 300	0.03	295 232	0.64	17 696	0.04
Mellogna	20 151	0.04	4 657	0.01	200	0.00	49	0.00	19 951	0.04	4 608	0.01
Yemsagna	81 613	0.15	4 356	0.01	6 733	0.09	544	0.01	74 880	0.16	3 812	0.01
Zeysigna	10 172	0.02	1 017	0.00	283	0.00	33	0.00	9 889	0.02	984	0.00
Zerguligna	7 625	0.01	1 798	0.00	36	0.00	4	0.00	7 589	0.02	1 794	0.00

Languages	Urban + Rural				Urban				Rural			
	Mother tongue		Second language		Mother tongue		Second language		Mother tongue		Second language	
	No.	%	No.	%	No.	%	No.	%	No.	%	No.	%
Other eth. lang.	139 047	0.26	24 447	0.05	7 621	0.10	3 757	0.05	131 426	0.29	20 690	0.05
English	1 986	0.00	169 726	0.32	1 700	0.02	156 492	2.14	286	0.00	13 234	0.03
Other foreign languages	20 418	0.04	58 372	0.11	15 259	0.21	30 403	0.42	5 159	0.01	27 969	0.06
Not stated	4 083	0.01	126 705	0.24	1 607	0.02	45 494	0.62	2 476	0.01	81 211	0.18
No second language			44 759 260	84.24			4 414 774	60.35			40 344 486	88.06

Source: CSA, 1994 Census Analytic Report, 1999.

Note: Mother tongue, in this Table, is a language used by a person for communication with his/her family members or guardians during childhood; whereas “second language” is additional language used by respondents. If the respondent uses more than one additional language, the one used more frequently is recorded.

Religion

6. Religion is an affiliation with a group having specific religious and spiritual tenet. Table 5 shows the classification of the population of Ethiopia by sex and religion.

7. According to the census (1994) result the overwhelming majority (50.6 per cent) of residents of Ethiopia are orthodox Christians. Next to orthodox Christians are Muslims with 32.8 per cent. Protestants comprise 10.2 per cent of the total population of the country. Followers of traditional religion constitute 4.6 per cent. Followers of Catholic Christianity (0.9 per cent) and other religions are very small. The religious composition of the population in urban and rural areas resembles that of the country, except for followers of traditional religion that was about 5.3 per cent in rural and only 0.2 per cent in urban areas.

8. The data on Table 6 show modest variation in religious composition of residents by region. Orthodox Christians reside in all regions with a proportion varying from 95.4 per cent in Tigray to 0.9 per cent in Somali region. The proportion of Muslims ranges from 98.8 per cent in Somali region to 4.1 per cent in Tigray region.

Table 5
Distribution of population by religion and sex

Religion	Total		Male		Female	
	No.	%	No.	%	No.	%
Urban + Rural						
All persons	53 130 781	100.0	26 732 559	100.0	26 398 222	100.0
Orthodox	26 877 660	50.6	13 378 379	50.0	13 499 281	51.1
Protestant	5 405 107	10.2	2 693 955	10.1	2 711 152	10.3
Catholic	459 548	0.9	230 945	0.9	228 603	0.9
Muslim	17 412 431	32.8	8 935 205	33.4	8 477 226	32.1
Others	478 226	0.9	242 276	0.9	235 950	0.9
Traditional	2 455 053	4.6	1 229 743	4.6	1 225 310	4.6
Not stated	42 756	0.1	22 056	0.1	20 700	0.1
Urban						
All persons	7 314 746	100.0	3 530 110	100.0	3 784 636	100.0
Orthodox	5 064 417	69.2	2 373 339	67.2	2 691 078	71.1
Protestant	395 652	5.4	193 924	5.5	201 728	5.3
Catholic	46 698	0.6	23 243	0.7	23 455	0.6
Muslim	1 758 398	24.0	914 170	25.9	844 228	22.3
Others	26 037	0.4	13 326	0.4	12 711	0.3
Traditional	17 635	0.2	8 937	0.3	8 698	0.2
Not stated	5 909	0.1	3 171	0.1	2 738	0.1
Rural						
All persons	45 816 035	100.0	23 202 449	100.0	22 613 586	100.0
Orthodox	21 813 243	47.6	11 005 040	47.4	10 808 203	47.8
Protestant	5 009 455	10.9	2 500 031	10.8	2 509 424	11.1
Catholic	412 850	0.9	207 702	0.9	205 148	0.9
Muslim	15 654 033	34.2	8 021 035	34.6	7 632 998	33.8
Others	452 189	1.0	228 950	1.0	223 239	1.0
Traditional	2 437 418	5.3	1 220 806	5.3	1 216 612	5.4
Not stated	36 847	0.1	18 885	0.1	17 962	0.1

Source: CSA, 1994 Census Analytic Report, 1999.

Table 6**Percentage distribution of population by religion and region, Ethiopia: 1994**

Regions	Religion							
	Orthodox	Protestant	Catholic	Muslim	Others	Traditional	Not stated	Total
Tigray	95.4	0.0	0.4	4.1	0.0	0.0	0.1	100.00
Affar	3.8	0.4	0.1	95.7	0.0	0.0	0.0	100.00
Amhara	81.4	0.1	0.0	18.4	0.0	0.0	0.0	100.00
Oromiya	41.3	8.6	0.6	44.3	1.0	4.2	0.1	100.00
Somali	0.9	0.1	0.1	98.8	0.0	0.1	0.0	100.00
Benishangul-Gumuz	34.8	5.8	0.5	44.1	1.5	13.1	0.1	100.00
SNNP	27.6	34.8	3.0	16.7	2.4	15.4	0.1	100.00
Gambella	24.1	44.0	3.2	5.1	12.7	10.3	0.5	100.00
Harari	38.1	0.9	0.5	60.2	0.1	0.0	0.2	100.00
Addis Ababa	82.0	3.9	0.8	12.7	0.6	0.0	0.1	100.00
Dire Dawa Prov. Admi.	34.5	1.5	0.7	63.1	0.1	0.0	0.1	100.00
Total No.	26 877 657	5 405 106	459 550	17 412 430	478 225	2 455 052	42 758	53 130 778
%	50.6	10.2	0.9	32.8	0.9	4.6	0.1	100.00

Source: CSA, 1994 Census Analytic Report, 1999.

Ethnic composition

9. Ethiopia is home to about 80 ethnic groups that vary in population size from more than 18 million people to less than 100.

10. Ethnic identity of a person is traced through his/her ethnic origin. Distribution of ethnic groups by sex is presented in Table 7. The Oromo is the largest ethnic group constituting 32.1 per cent of the population of the country. Amhara comprise 30.1 per cent, Tigray 6.2 per cent, and Somali 5.9 per cent. Other ethnic groups constitute 7.9 per cent of the total population while only 0.2 per cent are foreigners.

11. In urban areas, Amhara, Oromo, Tigray, Guragie and Somalie form the largest ethnic groups in size in a given order. As regards rural areas, the situation has different picture. Here Amhara stood second next to Oromo, while Somalie and Tigray follow.

12. Regarding regional distribution of ethnic groups, figures in Table 8 show that Oromo is the largest ethnic group in Oromia and Harari Regions and Dire Dawa City Administration. Amhara ethnic group is also the largest in Amhara Region and Addis Ababa.

Table 7

Distribution of ethnic groups by sex, urban and rural, Ethiopia, 1991

Ethnic group	Urban + rural				Urban				Rural			
	Total		Male	Female	Total		Male	Female	Total		Male	Female
	No.	%			No.	%			No.	%		
All persons	53 132 276	100.0	26 733 855	26 398 421	7 315 687	100.0	3 531 031	3 784 656	45 816 589	100.0	23 202 824	22 613 765
Affar	979 367	1.8	557 973	421 394	29 879	0.4	16 644	13 235	949 488	2.1	541 329	408 159
Agew/Awingi	397 491	0.7	198 011	199 480	25 347	0.3	11 571	13 776	372 144	0.8	186 440	185 704
Agew/Kamyr	158 231	0.3	79 679	78 552	9 257	0.1	3 956	5 301	148 974	0.3	75 723	73 251
Amara	16 007 933	30.1	7 968 988	8 038 945	3 104 997	42.4	1 417 145	1 687 852	12 902 936	28.2	6 551 843	6 351 093
Anyiwak	45 665	0.1	21 912	23 753	10 037	0.1	5 080	4 957	35 628	0.1	16 832	18 796
Arboric	6 559	0.0	3 235	3 324	824	0.0	409	415	5 735	0.0	2 826	2 909
Argoba	62 831	0.1	31 450	31 381	10 958	0.1	5 190	5 768	51 873	0.1	26 260	25 613
Ari	155 002	0.3	77 793	77 209	3 808	0.1	2 240	1 568	151 194	0.3	75 553	75 641
Basketo	51 097	0.1	25 418	25 679	3 249	0.0	1 664	1 585	47 848	0.1	23 754	24 094
Bench	173 123	0.3	85 300	87 823	3 106	0.0	1 750	1 356	170 017	0.4	83 550	86 467
She	13 290	0.0	6 463	6 827	74	0.0	44	30	13 216	0.0	6 419	6 797
Mer	1 270	0.0	591	679	62	0.0	29	33	1 208	0.0	562	646
Burji	46 565	0.1	23 294	23 271	13 020	0.2	6 658	6 332	33 545	0.1	16 636	16 909
Charra	6 984	0.0	3 586	3 398	34	0.0	19	15	6 950	0.0	3 567	3 383
Dasenech	32 099	0.1	16 544	15 555	450	0.0	303	147	31 649	0.1	16 241	15 408
Dime	6 197	0.0	3 066	3 131	307	0.0	207	100	5 890	0.0	2 859	3 031
Dizi	21 894	0.0	10 530	11 364	2 439	0.0	1 129	1 310	19 455	0.0	9 401	10 054
Felasha	2 321	0.0	1 100	1 221	2 098	0.0	985	1 113	223	0.0	115	108
Ganjule	1 146	0.0	538	608	37	0.0	15	22	1 109	0.0	523	586
Gedeo	639 905	1.2	320 561	319 344	15 523	0.2	8 615	6 908	624 382	1.4	311 946	312 436
Gewada	33 971	0.1	16 916	17 055	893	0.0	450	443	33 078	0.1	16 466	16 612
Gidole	54 354	0.1	26 531	27 823	3 920	0.1	1 996	1 924	50 434	0.1	24 535	25 899
Guagu	173	0.0	94	79	110	0.0	63	47	63	0.0	31	32
Gumuz	121 487	0.2	62 067	59 420	1 048	0.0	679	369	120 439	0.3	61 388	59 051
Guragie	2 290 274	4.3	1 144 275	1 145 999	667 630	9.1	360 280	307 350	1 622 644	3.5	783 995	838 649

Ethnic group	Urban + rural				Urban				Rural			
	Total		Male	Female	Total		Male	Female	Total		Male	Female
	No.	%			No.	%			No.	%		
Hadiya	927 933	1.7	464 391	463 542	60 221	0.8	31 096	29 125	867 712	1.9	433 295	434 417
Mareko	38 096	0.1	19 511	18 585	2 425	0.0	1 278	1 147	35 671	0.1	18 233	17 438
Hamer	42 466	0.1	21 142	21 324	399	0.0	287	112	42 067	0.1	20 855	21 212
Harari	21 757	0.0	10 588	11 169	21 146	0.3	10 293	10 853	611	0.0	295	316
Jebelawi	118 530	0.2	59 833	58 697	3 592	0.0	2 041	1 551	114 938	0.3	57 792	57 146
Fadashi	7 323	0.0	3 567	3 756	276	0.0	155	121	7 047	0.0	3 412	3 635
Gamili	186	0.0	107	79	68	0.0	41	27	118	0.0	66	52
Gebato	75	0.0	38	37	26	0.0	14	12	49	0.0	24	25
Kechama	2 740	0.0	1 364	1 376	59	0.0	26	33	2 681	0.0	1 338	1 343
Keffa	599 188	1.1	293 371	305 817	48 551	0.7	22 042	26 509	550 637	1.2	271 329	279 308
Mocha	53 897	0.1	26 088	27 809	5 069	0.1	2 437	2 632	48 828	0.1	23 651	25 177
Kemant	172 327	0.3	86 906	85 421	6 715	0.1	2 711	4 004	165 612	0.4	84 195	81 417
Kembata	499 825	0.9	251 677	248 148	56 324	0.8	29 548	26 776	443 501	1.0	222 129	221 372
Alaba	125 900	0.2	63 596	62 304	3 507	0.0	1 812	1 695	122 393	0.3	61 784	60 609
Kebena	35 072	0.1	17 744	17 328	2 177	0.0	1 240	937	32 895	0.1	16 504	16 391
Timbaro	86 510	0.2	42 289	44 221	3 037	0.0	1 472	1 565	83 473	0.2	40 817	42 656
Kewama	141	0.0	64	77	41	0.0	20	21	100	0.0	44	56
Koma	1 526	0.0	768	758	100	0.0	53	47	1 426	0.0	715	711
Konso	153 419	0.3	76 049	77 370	5 054	0.1	2 765	2 289	148 365	0.3	73 284	75 081
Koyra	107 595	0.2	54 332	53 263	5 900	0.1	3 371	2 529	101 695	0.2	50 961	50 734
Kunama	2 007	0.0	985	1 022	248	0.0	129	119	1 759	0.0	856	903
Mabaan	23	0.0	11	12	17	0.0	7	10	6	0.0	4	2
Mao	16 236	0.0	8 048	8 188	88	0.0	46	42	16 148	0.0	8 002	8 146
Me'en	52 815	0.1	27 018	25 797	1 310	0.0	711	599	51 505	0.1	26 307	25 198
Bodi	4 686	0.0	2 257	2 429	52	0.0	31	21	4 634	0.0	2 226	2 408
Malie	46 458	0.1	24 105	22 353	214	0.0	155	59	46 244	0.1	23 950	22 294
Mesengo	15 341	0.0	7 688	7 653	182	0.0	136	46	15 159	0.0	7 552	7 607
Mossiya	9 207	0.0	4 652	4 555	306	0.0	151	155	8 901	0.0	4 501	4 400
Mursi	3 258	0.0	1 645	1 613	14	0.0	9	5	3 244	0.0	1 636	1 608
Nao	4 005	0.0	1 951	2 054	14	0.0	3	11	3 991	0.0	1 948	2 043
Nuwer	64 534	0.1	33 398	31 136	3 052	0.0	1 648	1 404	61 482	0.1	31 750	29 732

Ethnic group	Urban + rural				Urban				Rural			
	Total		Male	Female	Total		Male	Female	Total		Male	Female
	No.	%			No.	%			No.	%		
Nyangatom	14 201	0.0	7 024	7 177	51	0.0	45	6	14 150	0.0	6 979	7 171
Oromo	17 080 318	32.1	8 542 318	8 538 000	1 629 735	22.3	793 666	836 069	15 450 583	33.7	7 748 652	7 701 931
Werji	20 536	0.0	10 206	10 330	13 188	0.2	6 455	6 733	7 348	0.0	3 751	3 597
Oyda	14 075	0.0	7 224	6 851	440	0.0	236	204	13 635	0.0	6 988	6 647
Saho	23 275	0.0	11 472	11 803	1 866	0.0	941	925	21 409	0.0	10 531	10 878
Sheko	23 785	0.0	11 785	12 000	341	0.0	197	144	23 444	0.1	11 588	11 856
Shinasha	32 698	0.1	16 236	16 462	3 826	0.1	1 945	1 881	28 872	0.1	14 291	14 581
Oyda	14 075	0.0	7 224	6 851	440	0.0	236	204	13 635	0.0	6 988	6 647
Saho	23 275	0.0	11 472	11 803	1 866	0.0	941	925	21 409	0.0	10 531	10 878
Sheko	23 785	0.0	11 785	12 000	341	0.0	197	144	23 444	0.1	11 588	11 856
Shinasha	32 698	0.1	16 236	16 462	3 826	0.1	1 945	1 881	28 872	0.1	14 291	14 581
Shita	307	0.0	144	163	41	0.0	26	15	266	0.0	118	148
Sidama	1 842 314	3.5	937 367	904 947	37 660	0.5	20 536	17 124	1 804 654	3.9	916 831	887 823
Somalie	3 160 540	5.9	1 726 538	1 434 002	420 146	5.7	224 411	195 735	2 740 394	6.0	1 502 127	1 238 267
Suri	19 632	0.0	9 731	9 901	56	0.0	31	25	19 576	0.0	9 700	9 876
Tigraway	3 284 568	6.2	1 615 265	1 669 303	688 849	9.4	322 222	366 627	2 595 719	5.7	1 293 043	1 302 676
Tsamay	9 702	0.0	5 196	4 506	319	0.0	187	132	9 383	0.0	5 009	4 374
Welaita	1 269 216	2.4	631 029	638 187	128 516	1.8	64 924	63 592	1 140 700	2.5	566 105	574 595
Dorzie	28 990	0.1	18 482	10 508	26 021	0.4	16 657	9 364	2 969	0.0	1 825	1 144
Gamo	719 847	1.4	360 118	359 729	57 692	0.8	31 657	26 035	662 155	1.4	328 461	333 694
Goffa	241 530	0.5	120 496	121 034	16 967	0.2	8 345	8 622	224 563	0.5	112 151	112 412
Konta	49 627	0.1	23 967	25 660	2 448	0.0	1 132	1 316	47 179	0.1	22 835	24 344
Kulo	331 483	0.6	162 311	169 172	26 544	0.4	12 538	14 006	304 939	0.7	149 773	155 166
Mello	20 189	0.0	10 038	10 151	1 706	0.0	842	864	18 483	0.0	9 196	9 287
Weyito	1 631	0.0	820	811	463	0.0	230	233	1 168	0.0	590	578
Yemsa	165 184	0.3	82 087	83 097	10 475	0.1	4 789	5 686	154 709	0.3	77 298	77 411
Zeysie	10 842	0.0	5 583	5 259	538	0.0	287	251	10 304	0.0	5 296	5 008
Zergula	390	0.0	186	204	78	0.0	38	40	312	0.0	148	164

Ethnic group	Urban + rural				Urban				Rural			
	Total		Male	Female	Total		Male	Female	Total		Male	Female
	No.	%			No.	%			No.	%		
Other eth. national groups	107 073	0.2	55 519	51 554	11 160	0.2	5 754	5 406	95 913	0.2	49 765	46 148
From different parents	26 770	0.1	13 577	13 193	20 562	0.3	10 256	10 306	6 208	0.0	3 321	2 887
Eritreans	61 857	0.1	31 625	30 232	36 928	0.5	18 542	18 386	24 929	0.1	13 083	11 846
Djebutians	367	0.0	186	181	357	0.0	181	176	10	0.0	5	5
Somalians	24 726	0.0	12 865	11 861	20 090	0.3	10 463	9 627	4 636	0.0	2 402	2 234
Kenyans	134	0.0	75	59	101	0.0	54	47	33	0.0	21	12
Sudanese	2 035	0.0	1 366	669	1 661	0.0	1 139	522	374	0.0	227	147
Other foreigners	16 302	0.0	8 650	7 652	14 883	0.2	7 872	7 011	1 419	0.0	778	641
Not stated	5 827	0.0	3 271	2 556	2 688	0.0	1 584	1 104	3 139	0.0	1 687	1 452

Source: CSA, 1994 Census Analytic Report, 1999.

Table 8

Percentage distribution of major ethnic groups with 500,000 or more persons by region, Ethiopia, 1994

Ethnic group	Regions											Total	
	Tigray	Affar	Amhara	Oromiya	Somalie	Gumuz	SNNP	Gambella	Hararai	Addis Ababa	Dire Dawa Prov. Admi.	No.	%
	Affar	0.2	92.0	0.0	0.0	0.0	0.0	0.0	0.0	0.0	0.0	0.0	979 368
Amara	2.6	4.4	91.2	9.1	0.7	22.2	3.0	7.7	32.6	48.3	27.7	16 007 934	30.1
Gedeo	0.0	0.0	0.0	1.0	0.0	0.0	4.4	0.0	0.0	0.0	0.0	639 905	1.2
Guragie	0.0	0.2	0.0	1.3	0.1	0.1	15.9	0.4	3.2	17.5	4.5	2 290 274	4.3
Hadiya	0.0	0.2	0.0	0.2	0.0	0.5	8.4	0.6	0.0	0.4	0.5	927 935	1.7
Keffa	0.0	0.0	0.0	0.2	0.0	0.0	5.3	4.2	0.0	0.1	0.0	599 187	1.1
Oromo	0.1	0.8	3.0	85.0	2.2	12.8	2.0	6.5	52.3	19.2	48.0	17 080 318	32.1
Sidama	0.0	0.0	0.0	0.1	0.0	0.0	17.5	0.0	0.0	0.1	0.0	1 842 314	3.5
Somalie	0.0	0.0	0.0	0.6	95.7	0.0	0.0	0.0	1.7	0.2	13.9	3 160 541	5.9
Tigraway	94.8	0.8	0.3	0.4	0.0	0.9	0.2	1.6	1.7	7.6	1.8	3 284 567	6.2
Welaita	0.0	0.5	0.0	0.2	0.0	0.1	11.7	0.2	0.1	0.5	0.2	1 269 216	2.4
Gamo	0.0	0.0	0.0	0.0	0.0	0.0	6.7	0.0	0.0	0.9	0.0	719 846	1.4
Other eth. national group	1.3	1.1	5.4	1.8	0.5	63.5	24.8	78.7	8.2	3.0	2.2	4 219 643	7.9
Foreigners	1.9	0.1	0.0	0.0	0.6	0.0	0.0	0.0	0.1	2.0	0.9	105 420	0.2
Not stated	0.0	0.0	0.0	0.0	0.0	0.0	0.0	0.0	0.1	0.1	0.1	5 828	0.0
Total	100.0	100.0	100.0	100.0	100.0	100.0	100.0	100.0	100.0	100.0	100.0	53 132 296	100.0

Source: CSA, 1994 Census Analytic Report, 1999.

Age composition

13. The age structure of the population of Ethiopia, which is typical for a developing country, is characterized by much higher proportion at young ages and low proportion at older ages, reflecting the prevailing high fertility rate. The population aged less than 15 years make up 47.1 per cent of the total population and those at old age group (> 65 years old) constitute 3.2 per cent for the year 2005. The proportion of the population age 15-64 years constitute 49.6 per cent of the total population in 2005.

14. The age-sex composition showed variation by urban and rural areas. The age-sex pattern of the rural population resembles that of the country. The age-sex pattern for urban population is different from the rural area. Overall sex ratio for 2005 is 9 to 8, showing excess of females over males.

Table 9

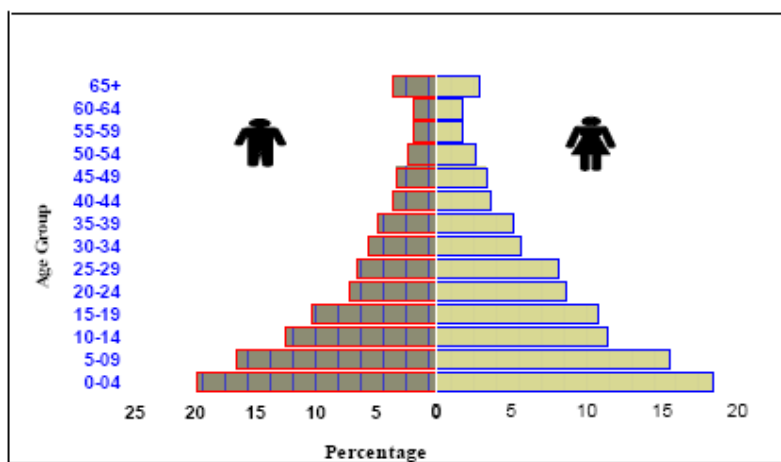
Distribution of total population by age group, sex, sex ratio, urban and rural areas: 2005

Age group	Urban + rural				Urban				Rural			
	Total	Male	Female	Sex ratio	Total	Male	Female	Sex ratio	Total	Male	Female	Sex ratio
All ages	63 228 598	31 281 390	31 947 208	98.0	8 974 597	4 238 194	4 736 403	89.0	54 254 001	27 043 196	27 210 805	99.0
	100	100	100		100.0	100.0	100.0		100.0	100.0	100.0	
0-4	19.1	19.8	18.4	105.0	11.6	12.4	10.9	102.0	20.3	21.0	19.7	106.0
5-9	16.0	16.6	15.5	104.0	11.9	12.4	11.4	98.0	16.7	17.2	16.3	105.0
10-14	12.0	12.5	11.4	107.0	12.3	12.5	12.2	92.0	11.9	12.6	11.3	110.0
15-19	10.6	10.3	10.8	94.0	15.9	16.0	15.8	91.0	9.7	9.5	9.9	95.0
20-24	8.0	7.2	8.7	81.0	10.8	10.1	11.4	79.0	7.5	6.7	8.3	81.0
25-29	7.4	6.6	8.2	79.0	9.2	8.4	10.0	75.0	7.1	6.4	7.9	80.0
30-34	5.6	5.6	5.6	97.0	6.2	6.3	6.1	93.0	5.5	5.4	5.5	98.0
35-39	5.0	4.8	5.1	93.0	5.8	5.7	5.8	88.0	4.9	4.7	5.0	94.0
40-44	3.7	3.6	3.7	94.0	4.0	4.2	3.8	99.0	3.6	3.5	3.7	93.0
45-49	3.3	3.2	3.4	91.0	3.4	3.4	3.4	89.0	3.3	3.2	3.4	91.0
50-54	2.5	2.4	2.7	88.0	2.4	2.2	2.5	79.0	2.5	2.4	2.7	89.0
55-59	1.9	1.9	1.8	101.0	1.8	1.7	1.9	83.0	1.9	1.9	1.8	105.0
60-64	1.7	1.8	1.7	107.0	1.6	1.5	1.7	77.0	1.8	1.9	1.6	113.0
65+	3.2	3.6	2.9	123.0	3.2	3.1	3.2	85.0	3.3	3.7	2.8	131.0

Source: CSA, 1994 Census Analytic Report, 1999.

Figure 1

Age-sex distribution of the population, country total: 2005



Source: CSA, 2005 National Labour Force Survey, 2006.

Dependency ratio

15. The dependency ratio, the number of the people under age 15 and over age 65 years in relation to the productive age group (15-64 ages) is very high. In 2006, every 100 persons in the productive ages had to support 85 dependants for their basic and other needs. When the dependency ratio is disaggregated, the youth dependency and old dependency ratios are 80 and 5, respectively. This shows that the high dependency burden is contributed mainly by child dependency which is generated by rapid population growth.

Table 10

Projected trends in dependency ratio (per cent)

Age	Indicator	1995	2000	2005	2006
<15	Young age	83.8	82.2	79.5	85
65+	Old age	6.6	5.6	5.2	5
>15 and <65	Young+Old	90.4	87.8	84.7	80

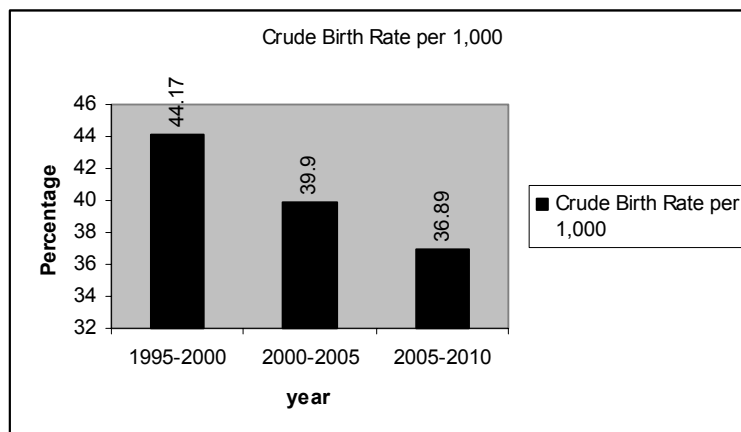
Source: CSA, 1994 Country Level Population and Housing Census Analytical Report, 1999 NOP, Population Profile of Ethiopia, 1999.

Crude birth rate

16. Crude birth rate is the number of births per 1,000 populations during specified period. Crude birth rate per 1,000 in 2000 was 39.9 and slightly declined in 2005 to 36.89.

Figure 2

Projected trends in crude birth rate (medium variant)



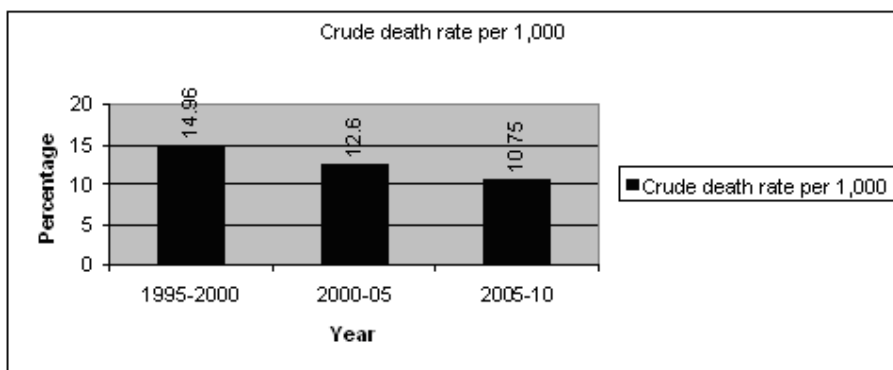
Source: NOP, Population Profile of Ethiopia, 1999.

Crude death rate

17. Although there has been a declining trend in all causes of mortality and improvements in the health sector service provisions systems, mortality level still remains high. The crude death rate has shown modest decline in the last two decades.

Figure 3

Trends in crude death rate



Source: NOP, population profile of Ethiopia, 1999.

Life expectancy

18. Life expectancy at birth refers to the average number of years a new born infant can expect to live under current mortality levels. Life expectancy at birth in 2006 was 48 years for males and 50 years for females. Female life expectancy is about two years higher than male life expectancy. Over the decade, life expectancy for both males and females did not improve.

Table 11**Estimated trends in life expectancy at birth**

Year	Male	Female	Total
1990-1995	49.8	51.8	50.7
1995-2000	50.9	53	52
2000-2005	53.4	55.4	54
2006	48	50	49

Source: NOP, Population Profile of Ethiopia, 1999. PRB, World Population Data Sheet, 2006.

Fertility rate

19. Total fertility rate refers to the total number of births a women would have by the end of her childbearing period if she were to pass through those years bearing children at the currently observed age specific fertility rates. The total fertility rate for Ethiopia was 5.4 births per women in 2005. Fertility is considerably higher in rural areas than urban areas. The fertility rate in the rural area is 6.0, which is two and half times higher than the total fertility rate in urban areas (2.4). The overall age pattern of fertility indicates that childbearing begins early. Fertility is low among adolescents and increases to a peak of 241 births per 1,000 among women age 25-29 and declines thereafter.

20. There are substantial differentials in fertility among regions, ranging from a low of 1.4 children per woman in Addis Ababa to a high of 6.2 children per woman in Oromia. With the exception of Oromia, Somali and SNNP, fertility levels in the other regions are less than the national average.

21. The level of fertility is inversely related to women's educational attainment, decreasing rapidly from 6.1 children among women with no education to 2.0 children among women who have at least some secondary education. Fertility is also associated with wealth quintile. Women in the lowest wealth quintile have a total fertility rate of 6.6, twice as high as that of women in the highest quintile (3.2).

Table 12
Current fertility rates

Age-specific and total fertility rate, the general fertility rate and the crude birth rate for the three years preceding the survey, by residence, Ethiopia 2005			
Age group	Residence		Total
	Urban	Rural	
15-19	35	122	104
20-24	105	260	228
25-29	133	261	241
30-34	101	253	231
35-39	58	178	160
40-44	28	94	84
45-49	14	38	34
TFR (15-49)	2.4	6.0	5.4
GFR	77	200	179
CBR	23.4	37.3	35.7

Note: Age-specific fertility rates are per 1,000 women.

Rates for age group 45-49 may be slightly biased due to truncation.

TFR: Total fertility rate for ages 15-49, expressed per woman.

GFR: General fertility rate (births divided by the number of women age 15-44), expressed per 1,000 women.

CBR: Crude birth rate, expressed per 1,000 population.

Source: Ethiopia demographic and health survey, 2005.

Average household size

22. Table 13 shows the distribution of households by the sex of the head of household and by the number of household members in urban and rural areas.

23. Households in Ethiopia are predominantly male headed, a common feature of most African countries. More than one in five households are headed by women, with the proportion of female-headed household much higher in urban than in rural areas.

24. The average household size observed in the survey in 2005 is 5 persons, which is slightly higher than the 2000 Ethiopia demographic and health survey (4.8 persons). Rural households have 5.2 persons per household and are larger than the urban households (4.2 persons). Single-person households are more common in urban areas (13 per cent) than in rural areas (4 per cent). Only 7 per cent of households have nine or more members.

Table 13
Household composition

Per cent distribution of households by sex of head of household and by household size, according to residence, Ethiopia 2005			
Characteristic	Residence		Total
	Urban	Rural	
Household headship			
Male	61.4	79.9	77.2
Female	38.6	20.1	22.8
Total	100.0	100.0	100.0
Number of usual members			
1	13.0	3.7	5.0
2	13.0	8.4	9.0
3	16.4	13.4	13.8
4	17.6	15.3	15.7
5	14.4	17.2	16.8
6	10.5	14.6	14.0
7	6.4	11.9	11.1
8	3.9	7.7	7.2
9+	4.8	7.8	7.4
Total	100.0	100.0	100.0
Number of households	1 974	11 747	13 721
Mean size	4.2	5.2	5.0
Note: Table is based on de jure members, i.e., usual residents.			

Source: Ethiopia demographic and health survey, 2005.

Proportion of population in rural and urban areas

25. In Ethiopia, population distribution is highly uneven. The overwhelming majority (83.3 per cent) resides in rural areas. Only 16.7 per cent of the population is urban dweller.

Table 14

Ethiopian population by residence and percentage share

Residence	1994		2000		2005		2008	
	Population size	Percentage share	Population size	Percentage share	Population size	Percentage share	Population size	Percentage share
Urban	7 315 680	13.8	9 473 000	14.92	11 675 000	16	13 225 000	16.7
Rural	45 816 577	86.2	54 022 000	85.08	61 369 000	84	65 996 000	83.3
Total	53 132 257	100	63 495 000	100	73 044 000	1000	79 221 000	100

Source: CSA, 1994 Census Analytical Report, 1999.

CSA, Statistical Abstract, 2007.

Annex 2

Social, economic and cultural indicators

Household expenditure

1. One of the dimensions of well-being is the monetary dimension of poverty called lack of opportunity or material deprivation. The income dimension of poverty is measured by real consumption expenditure since in most developing countries income report of households is likely to be understated compared to consumption expenditure report.

Table 15

Household expenditure

Item	1995/96			1999/2000			2004/05		
	Rural	Urban	Total	Rural	Urban	Total	Rural	Urban	Total
Real total expenditure per capita	1 035	1 411	1 088	995	1 453	1 057	1 147	1 909	1 256
Real total expenditure per adult	1 250	1 693	1 312	1 261	1 751	1 327	1 422	2 260	1 541
Kcal consumed per day per adult	1 938	2 050	1 954	2 723	1 861	2 606	2 806	2 387	2 746
Share of food in total expenditure	0.6	0.56	0.60	0.67	0.53	0.65	0.57	0.50	0.56
Household size	5.1	4.7	5.0	4.9	4.6	4.9	4.9	4.3	4.8
Adult equivalent household size	4.2	3.9	4.2	3.9	3.8	3.9	4.0	3.6	3.9
Gini coefficient (consumption) (per cent)	27	34	29	26	38	28	26	44	30

Source: The 2007 Annual Ministerial Level Substantive Review of the ECOSO-Voluntary National Report, June 2007.

2. The level of real total per capita household consumption expenditure stood at 1,256 Birr (US\$ 146) in 2004/05 with food accounting for 577 Birr and the rest 678 Birr for non-food. Compared to that of 1999/00, real total per capita household consumption expenditure increased by 19 per cent in 2004/05, which is mainly due to an increase in real non-food expenditure by 50 per cent. In 2004/05, real per capita food expenditure declined by 6 per cent compared to 1999/00 and by 5 per cent against that of 1995/96. The decline in real food expenditure was witnessed mainly in rural areas. This is in part due to higher food-inflation, which is computed to be 34 per cent from 1999/00 to 2004/05. Similarly the share of food in total expenditure declined from 65 per cent in 1995/96 to 56 per cent in 2004/05.

3. However, the national average level of calorie consumed per adult is higher in 2004/05 (2,746.4 kilocalorie per day per adult) than the level indicated during the previous two surveys: 1995/96 and 1999/00. The corresponding level in 1995/96 and in 1999/00 was estimated

at 1,954.0 and 2,606.2 kilocalorie per adult equivalent, respectively. This perhaps could be that, in 2004/05, households have shifted to cheaper calorie sources when food became relatively expensive.

4. The level of real total per adult household consumption expenditure, which is used to calculate poverty, was 1,542 Birr. This magnitude is higher than the level in 1999/00 and 1995/96 by about 16 per cent and 17 per cent in real terms, respectively. This is tantamount at least to overall increase in material welfare over the years.

5. According to the 2004/5 Household Income, Consumption and Expenditure Survey, the largest expenditure grouping is food with the share of 56 per cent of the total expenditure. Housing, water and fuel account for the second largest component of expenditure with 18.1 per cent and clothing and footwear is the third largest component share of expenditure.

Inequality

6. As indicated by the Gini Coefficient relating to consumption expenditure, inequality has increased consistently over time in urban areas from 0.34 in 1995/96 to 0.38 in 1999/00 and further to 0.44 in 2004/05 while inequality has not changed in rural areas over the period. The Gini coefficient for rural consumption is almost identical with that of the Gini coefficient for national level consumption.

Total poverty

7. According to the 2004/05 HICES, the proportion of poor people (poverty head count index) in the country is estimated to be 38.7 per cent in 2004/05. In 2004/05, while the proportion of the population below the poverty line stood at 39.3 per cent in rural areas, it is estimated to be 35.1 per cent in urban areas. Both the statistical test and the stochastic dominance analysis confirmed that urban areas have lower poverty than that of rural areas indicating that poverty is still more of a rural phenomenon. However, over time the gap in poverty between rural and urban areas is narrowing. Compared to 1999/2000, proportion of poor people has declined by 12 per cent which indicate a substantial decline in poverty during the five-year period ending in 2004/05.

8. Much of the decline in national poverty is attributed to a decline in poverty in rural areas. The head count, poverty gap, and poverty severity indices in 2004/05 for rural areas are lower by 13 per cent, 31 per cent, and 41 per cent, respectively than the levels in 1999/00. The difference in the indices between 2004/05 and 1999/00 is statistically significant. In general, the significant decline in rural poverty is clearly attributed to the wide-ranging and multi-faceted pro-poor programmes that have been implemented in rural areas such as menu based extension programmes to support marketization of smallholder agriculture; the food security programmes; and the recent productive safety net programmes among others.

9. The decline in urban poverty between 2004/05 and 1999/2000 was only limited to the depth and severity of poverty. The decline in urban poverty gap and severity could be attributed to government policies indicated in sector development programmes as articulated in the SDPRP as well as the on-going efforts waged by the Government to creating favorable environment for private sector investment and job creations in urban areas.

10. The decline in relative aggregate measures such as poverty head count indices may not give a complete picture of poverty situation overtime unless it is complemented by the trends in the absolute number of poor people. Overall, at national level, the absolute number of poor people declined from 28,063,909 in 1999/00 to 27,523,414 in 2004/05. In other words, the number of poor people has declined by about 2 per cent from 1999/00 to 2004/05.

Food poverty

11. In 2004/05, 38 per cent of the population was below the food poverty line. This showed that the food poverty index declined by 9 per cent from 1999/00 (42 per cent). Poverty reduction and its ultimate eradication being the overriding development agenda of the government, on-going programmes/ interventions in pro-poor sectors such as rural development, food security, water, health and education, seem to have contributed to the decline in food poverty.

12. When food poverty is decomposed into rural and urban areas, it is found that both rural and urban food poverty head count index has declined by 7 per cent and 25 per cent respectively, although the decline in the food poverty head count index for rural areas is not statistically significant.

Unemployment rate

13. The survey result reveals that in March 2005 there were 1,653,685 unemployed persons, out of whom males were 427,915 and females were 1,225,770. This means that the rate of unemployment in the current status approach for urban areas of the country is 20.6 per cent. Unemployment rate for rural areas is only 2.6 per cent. Unemployment rate for the male and female are 13.7 per cent and 27.2 per cent, respectively. This indicates unemployment is more of a problem for females than males.

14. The result depicts that unemployment rate is highest in Addis Ababa City Administration (31.2 per cent) followed by Gambela Region (25.6 per cent) and Dire Dawa Administrative Council (23.9 per cent). Whereas the unemployment rate for SNNP, Amhara and Oromia regions are found to be lowest. The highest discrepancy between female unemployment rate (22.8 and 18.0 percentage point) are observed in Gambela and Dire Dawa Administrative Council.

15. In 1994 Population and Housing Census, the urban unemployment rate was 22 per cent and then increased to 26.4 per cent in 1999 (CSA, 1997, 2000). The unemployment rate as registered in the Urban Biannual Employment and Unemployment surveys of October 2003 and April 2004 were 26.2 per cent and 22.9 per cent, respectively. In the March 2005 NLFS survey (National Labour Force Survey, 2005), the rate has declined to 20.6 per cent. The decline in unemployment could be attributed to either creation of jobs or shift from unemployment to inactive status.

Table 16
Unemployment rate

Variables	Total unemployed population			Unemployment rate		
	Total	Male	Female	Total	Male	Female
National	1 653 685	427 915	1 225 770	5.0	2.5	7.8
Urban	894 177	292 709	601 468	20.6	13.7	27.2
Rural	759 508	135 206	624 302	2.6	0.9	4.6
Regions						
Tigray	110 711	34 220	76 491	5.3	3.3	7.4
Afar	12 003	3 104	8 899	11.4	5.2	19.5
Amhara	293 367	71 496	221 871	3.2	1.5	5.2
Oromia	533 502	114 889	418 613	4.1	1.7	6.9
Somalia	32 080	11 128	20 952	11.1	7.1	15.9
Benishangul - Gumuz	15 734	4 135	11 599	4.4	2.2	6.6
S.N.N.P	241 031	42 933	198 098	3.5	1.2	5.9
Gambella	2 480	688	1 792	25.6	14.2	37.0
Harari	12 899	4 021	8 878	16.8	10.2	23.8
Addis Ababa City Admi.	361 964	130 021	231 736	31.2	22.5	39.8
Dire Dawa Council	37 915	11 073	26 842	23.9	14.6	32.8

Source: Report on the 2005 National Labour Force Survey, CSA May 2006.

Industrial division of the employed population

16. Table 17 presents the percentage distribution of currently employed population aged ten years and over by major industrial divisions, sex, urban and rural areas of the country. Overall, agriculture, which includes crop production, animal husbandry, hunting, forestry and fishing make up 80.2 per cent of all industries of the employed person. Similarly from the total of all employed persons in rural areas, 88.5 per cent were engaged in agricultural activities. Ninety-two per cent of rurally-employed males were engaged in these activities while 83.6 per cent of females of rurally employed were hired in this sector.

17. On the other hand, 21.8 per cent of the employed persons in urban areas were engaged in the wholesale and retail trades, followed by manufacturing (14.3 per cent) and hotel and restaurant (10.8 per cent). Higher proportion of females than males in urban areas participated in the wholesale and retail trade, manufacturing and hotel and restaurant industrial divisions compared to male counter part. The gap is particularly wide in hotel and restaurant industry - 3.4 per cent for males and 19.2 per cent for females.

Table 17
Currently employed population aged ten years and above by sex, major industrial divisions, urban and rural areas (country total): 2005

Major industrial division	Urban + rural			Urban			Rural		
	Total	Male	Female	Total	Male	Female	Total	Male	Female
Agriculture, hunting, forestry and fishing	80.2	84.3	75.5	13.0	15.9	9.6	88.5	92.7	83.6
Mining and quarrying	0.3	0.3	0.2	0.5	0.7	0.3	0.2	0.3	0.2
Manufacturing	4.9	2.6	7.5	14.3	13.2	15.5	0.7	1.3	6.5
Construction	1.4	2.1	0.7	5.4	8.3	2.1	0.9	1.3	0.5
Wholesale & retail trade, repair of vehicles, personal and household goods	5.2	3.9	6.8	21.8	20.3	23.4	3.2	1.9	4.7
Hotels & restaurants	2.5	0.6	4.6	10.8	3.4	19.2	1.4	0.2	2.8
Transport and communication	0.5	0.8	0.1	3.5	5.9	0.7	0.1	0.2	0.0
Financial inter-mediation	0.1	0.1	0.1	1.1	1.1	1.0	0.0	0.0	0.0
Real estate, renting business and activities	0.2	0.2	0.1	1.4	1.8	0.9	0.0	0.1	0.0
Public administration, defense, compulsory social security	1.2	1.4	0.9	7.1	9.1	4.8	0.4	0.5	0.4
Education, health, and social work	1.2	1.3	0.9	6.5	7.2	5.7	0.5	0.6	0.4
Other social, cultural, personal and household activities	1.4	1.8	0.9	7.6	10.3	4.6	0.6	0.8	0.5
Private households with employed persons	0.8	0.1	1.6	5.9	1.1	11.3	0.2	0.0	0.3
Extra-territorial organizations and bodies	0.2	0.3	0.2	0.7	0.9	0.4	0.2	0.2	0.1
Not stated	0.0	0.0	0.0	0.1	0.1	0.1	0.0	0.0	0.0

Source: Report on the 2005 National Labour Force Survey, CSA May 2006.

Employment to population ratio

18. Employment to Population Ratio is calculated as a percentage of total employment to that of the total working age population. According to the data in Table 18, the employment to population ratio for the country is reported to be 76.7 per cent. This means about 77.0 per cent of the total population of the country aged ten years and above were working during the reference period. The employment (male) to population (male) ratio is 84.7 per cent, which is substantially higher than the ratio for females (69 per cent).

19. The proportion employed in rural areas (82 per cent) is substantially higher than urban areas (50.2 per cent). The illiterate had higher working population (81.4 per cent) as compared to literate population (68.7 per cent). Apparently, in the 2005 NLFS the highest employment to population ratio was observed for Amhara and SNNP regions, (80.5 and 79.8 per cent), respectively. The lowest employment to population ratio was recorded for Harari Region (38.1 per cent).

Table 18
Employment to population ratio

Background variables	Total population			Total employed population			Employment to population ratio		
	Total	Male	Female	Total	Male	Female	Total	Male	Female
Country	41 018 088	19 908 690	21 109 398	31 435 108	16 860 264	14 574 844	76.6	84.7	69.0
Urban	6 867 045	3 185 720	3 681 325	3 446 092	1 838 313	1 607 779	50.2	57.7	43.7
Rural	34 151 043	16 722 970	17 428 073	27 989 016	15 021 951	12 967 065	82.0	89.8	74.4
Literacy Status									
Literate	15 477 691	9 816 315	5 661 376	10 638 271	7 615 191	3 023 080	68.7	77.6	53.4
Illiterate	25 540 397	10 092 375	15 448 022	20 796 836	9 245 072	11 551 764	81.4	91.6	74.8
Regions									
Tigray	2 682 727	1 261 203	1 421 524	1 963 356	1 011 124	952 232	73.2	80.2	67.0
Affar	143 432	72 309	71 123	93 064	56 364	36 700	64.9	77.9	51.6
Amhara	10 917 015	5 368 956	5 548 059	8 791 120	4 752 810	4 038 310	80.5	88.5	72.8
Oromia	15 999 486	7 872 142	8 127 344	12 396 534	6 724 541	5 671 993	77.5	85.4	69.8
Somali	391 667	192 265	199 402	257 198	146 581	110 617	65.7	76.2	55.5
Benishangul-Gumuz	462 675	221 003	241 672	345 214	181 905	163 309	74.6	82.3	67.6
SNNP	8 265 977	3 928 745	4 337 232	6 597 567	3 434 222	3 163 345	79.8	87.4	72.9
Gambella	18 878	9 279	9 599	7 196	4 147	3 049	38.1	44.7	31.8
Harrari	110 767	53 014	57 753	63 845	35 361	28 484	57.6	66.7	49.3
Addis Ababa City Admin.	1 800 669	822 427	978 242	799 562	448 258	351 304	44.4	54.5	35.9
Dire Dawa Adm. Council	224 796	107 348	117 448	120 453	64 951	55 502	53.6	60.5	47.3

Source: Report on the 2005 National Labour Force Survey, CSA May 2006.

Gross domestic product

20. Ethiopia's social and economic activities showed encouraging results since the early 1990s. The government has done well in terms of achieving economic stability and keeping inflation low. The Ethiopian economy has registered encouraging but mixed results with negative real GDP growth rate of 3.7 and 2.0 in 1997/98 and 2002/03 respectively, as a result of the impact of Ethiopia-Eritrea war for the former while drought was the cause for the latter. The

years following the war have marked continued economic growth until the eve of the drought year. After 2002/03, a strong positive performance of 11.8 per cent, 12.7 per cent, 11.8 per cent and 11.3 per cent during the subsequent four years was registered. In 2007/08, the economy is projected to register a growth rate of 10.1 per cent. During the years 2000/01 to 2006/07, the economy registered average growth rate of 6.7 per cent, which is above the average of 5.8 per cent realized in Sub-Saharan African countries. An average real GDP growth rate of 11.9 per cent was registered between 2003/04-2006/07.

21. Even though the agricultural sector continued to be major driver of the economy, the recent expansion has been broad with significant contribution from manufacturing, construction and service sectors. Although the growth of agriculture value added declined by 11.4 per cent following the drought in 2002/03, due to the prevalence of favorable conditions including adequate rain and provision of adequate supply of agricultural inputs, agricultural production increased by 17.3 per cent, 13.4 per cent, 10.9 per cent and 9.4 per cent in the following four years respectively. During the same period, the industrial and service sectors registered a consistent average growth rate of 10.6 and 11.5 respectively. The 2007/08 agricultural sector growth rate is expected to be 7.5 per cent, while 12 per cent and 14 per cent are for industrial and service sectors respectively.

22. Inflation, which was on average in single digits for most of 2003/04 and 2004/05, had accelerated by the end of 2005/06 and remained high at 12.3 per cent. It rocketed in 2006/07 and remained high at 17.6 per cent. As of March 2008, a record of 19 per cent has been registered. The causes of such ever growing inflation are varied and complex. One of the main causes for the current rate of inflation is price increases in the global market. Since the price of domestically produced goods is inevitably linked to the global market, international price increases not only affect the price of imports, but also country is paying premium prices. The additional costs for the transportation and other areas compound the problem. The additional cost on most products is up by 30 per cent or more than the production cost in the countries of origin. Based on this, sufficient local production of some major import items avoids transport and related cost, thus minimizing the impact of global inflation. In fact, efforts are already underway to locally produce in sufficient quantity.

23. Reducing transport and related costs will help to control inflation but, this will not prevent price increases as long as global prices remain high. Since global price increases are unlikely to change in the short and medium term, the only sustainable solution is to increase people's income. It is with this conviction that the government has given priority to efforts aimed at realizing rapid economic growth and has taken various measures to increase the income of the population including that of civil servants.

24. These two measures are significant in ensuring lasting solutions and deserve utmost attention but they also have their limitations, like the length of time necessary for implementation. Therefore, the government is taking appropriate temporary measures to minimize the burden on the public to the extent possible. These measures include direct and indirect subsidies. The former includes government expenditure to stabilize fuel prices and provision of wheat and edible oil for low-income population for lower cost. The latter includes the government indirect support of withdrawing duty levied on imported cement which allows the construction sector with its significant work force to continue to flourish. In addition, the government has lifted Value Added Tax and Turn-Over Tax on grains.

Table 19**Macroeconomic performance indicators**

Variables	1997/98	1998/99	1999/00	2000/01	2001/02	2002/03	2003/04	2004/05	2005/06	2006/07	2007/08
Total GDP at 1999/00 Constant Prices	56 375.8	59 330.2	62 907.8	67 552.4	68 417.6	67 049.8	74 945.8	84 443.2	94 392.8	105 044.9	116 337.6
Agriculture and Allied Activities	29 161.6	30 152.4	31 073.0	34 063.5	33 424.7	29 920.2	34 990.2	39 728.8	44 062.6	48 225.8	51 842.7
Industry	6 927.0	7 307.0	7 697.7	8 091.4	8 765.0	9 332.6	10 419.4	11 402.3	12 561.0	13 943.4	15 616.6
Services	20 287.2	21 870.8	24 137.1	25 397.4	26 227.9	27 797.0	29 536.2	33 312.1	37 769.1	42 875.7	48 878.3
GDP at Constant Market Prices	59 748.2	62 832.6	66 648.3	72 181.1	73 274.4	71 690.9	81 421.1	91 044.1	100 928.8	112 134.4	124 377.1
Annual Growth Rate at 1999/00 Constant Prices	-3.7	5.2	6.0	7.4	1.3	-2.0	11.8	12.7	11.8	11.3	10.8
Agriculture and Allied Activities	-9.6	3.4	3.1	9.6	-1.9	-10.5	16.9	13.5	10.9	9.4	7.5
Industry	5.2	5.5	5.3	5.1	8.3	6.5	11.6	9.4	10.2	11.0	12.0
Services	3.2	7.8	10.4	5.2	3.3	6.0	6.3	12.8	13.4	13.5	14.0
Annual Growth Rate at Constant Market Prices	-3.5	5.2	6.1	8.3	1.5	-2.2	13.6	11.8	10.9	11.1	10.9
Gross National Income at Current Basic Prices	51 954.2	54 981.0	62 095.4	62 788.5	61 569.3	67 973.4	78 850.4	98 113.0	122 211.6	159 207.4	193 309.8
Gross National Income at Current Market Prices	55 466.3	58 718.2	66 444.4	67 746.1	66 347.3	73 201.4	86 326.4	106 580.0	131 909.6	171 336.3	208 228.3
Mid-year Population (in million)	59.0	60.8	62.6	64.4	66.3	68.2	70.1	72.1	74.1	76.1	78.2
Average Exchange Rate	6.86	7.51	8.14	8.33	8.54	8.58	8.63	8.65	8.68	8.79	8.79
Per Capita GDP (USD) Nominal	137	129	131	127	118	126	143	171	205	255	302
Per Capita GDP (USD) Real	124	127	131	138	136	129	143	155	167	181	195

(In millions of Ethiopian Birr).

Source: MoFED April, 2008.

Consumer price index (CPI)

Table 20
Consumer price index at country level
December 2000 = 100

General Index	2002/03	2003/04	2004/05	2005/06	2006/07
Yearly average	110.5	120.4	128.2	143.9	169.6
Food	115.7	128.4	139.3	158.8	188.7
Beverages	99.7	99.4	100.3	107.2	118.9
Cigarettes and tobacco	107.2	104.3	93.4	103.9	106.7
Clothing and footwear	95.5	96.0	96.9	100.0	108.5
House rent, construction materials, water, and fuel and power	106.1	112.8	123.2	139.1	168.9
Furniture, furnishings, household equipment and operation	97.6	97.3	99.6	105.4	119.8
Medical care and health	94.7	93.4	98.1	99.7	105.0
Transport and Communication	105.5	107.5	116.0	123.4	149.8
Recreation, entertainment & education	113.7	112.8	116.4	121.3	130
Personal care and effects	100.6	107.5	120.0	133.9	156.4
Miscellaneous goods	103.7	133.3	103.7	103.7	103.7

Source: CSA, Statistical Abstract, 2003/04/05/06/07.

25. There are also two additional domestic reasons, unconnected to the international market that exacerbates the problem. These are the significant increase in circulation of money and the deficiencies in the marketing system that require particular attention. To minimize the amount of money circulating in the economy, the amount of money that banks are required to hold in reserve from money they have collected has doubled from 5 per cent to 10 per cent. Similarly, government borrowing to cover budgetary deficits has been maintained at a minimum level, only 2.7 per cent of the national income.

26. The establishment of a modern commodities exchange centre, which the government has done recently, will hopefully alleviate some deep-rooted problems of the State's marketing system in commodities. Attempts have also been made to encourage people to establish consumer associations. In close cooperation with the public and the law-abiding majority of business people, the government is also taking strong legal measures to tackle problems that are being created by illegal business activities distorting the market.

Government expenditure on pro-poor sectors

27. The Government resource allocation and implementation has long been geared towards investments on development and pro-poor sectors. As indicated in Table 21 below, from the total government expenditure, spending on poverty-oriented sectors has increased to 62.4 per cent in 2005/06 from 43 per cent in 2001/02. In 2006/07, the figure constituted 60 per cent of government expenditure. This means the government pro-poor sectors expenditure had 16.6 per cent of the GDP. The Government's commitment towards achieving social and economic justice in the country has been unfolding through such endeavors as targeting the poor.

Table 21

Trends in pro-poor sectors allocated budget out of total Government expenditure (%)

Sector	2001/02	2002/03	2003/04	2004/05	2005/06	2006/07
Education	14.2	16.1	20.4	19.7	21.8	16.5
Health	5.9	4.9	4.3	4.8	4.6	6.1
Agriculture and food security	9.2	8.1	13.4	16.3	16.8	16.4
Road	10.7	9.9	9.6	11.3	14.8	12.7
Water and sanitation	2.8	2.9	2.0	4.5	4.4	6.9
Total	43	42	50	57	62.4	59.7

Source: The 2007 Annual Ministerial Level Substantive Review of the ECOSO-Voluntary National Report, June 2007.

External and domestic public debt

28. The total external outstanding debt of the country as of the end of the year 2006/07 stood at US\$ 2282.2 million showing a 62.2 per cent decline compared to the previous fiscal year's outstanding amount owing to the debt relief obtained and a decline in external loan disbursement. Out of the total external debt outstanding in 2006/07, 51.5 per cent is due to multilateral creditors while the remaining 34.8 per cent & 13.7 per cent is accounted as bilateral and commercial outstanding debt respectively.

Table 22

External debt outstanding including arrears by source of financing

(In million USD)

Fiscal year	Multilateral organizations	Bilateral	Others (commercial)	Total debt outstanding	Percentage change
2002/03	4 246.5	2 438.2	86.8	6 771.5	-
2003/04	4 679.9	2 444.3	253.3	7 377.5	8.9
2004/05	4 880.8	787.6	352.6	6 021.0	-18.4
2005/06	4 884.7	796.8	354.2	6 035.7	0.2
2006/07	1 175.1	794.6	312.6	2 282.2	-62.2

Source: Credit Administration Department (MoFED), November 2007.

29. During 2006/07, the total domestic debt outstanding was about Birr 47.8 billion. Looking the outstanding debt by instruments, direct advance accounted 43.5 per cent while the share of the bonds and treasury bills stood at 30.6 and 25.8 per cent respectively. Compared to the previous fiscal year, the amount of domestic debt outstanding has increased by 18.4 per cent. When we see the components of internal debt outstanding, while direct advance and bond increased by 33.5 and 17.5 per cent respectively, Treasury bill showed a marginal increase of 0.1 per cent in the fiscal year 2006/07. Unlike external debt, domestic debt is increasing consistently during the period.

Table 23

Domestic debt outstanding by types of borrowing instruments

(In billion Birr)

Fiscal year	Direct advance	% Share	Bond	% Share	Treasury Bill	% Share	Total debt outstanding	% Change
2002/03	4.7	17.6	13.1	49.4	8.8	33.0	26.5	-
2003/04	4.1	12.4	13.2	40.5	15.4	47.1	32.6	23.1
2004/05	13.3	39.9	12.8	38.4	7.2	21.7	33.3	1.9
2005/06	15.6	38.6	12.5	30.9	12.3	30.6	40.4	21.4
2006/07	20.8	43.5	14.7	30.6	12.4	25.8	47.8	18.4

Source: Credit Administration Department (MoFED), November 2007.

International assistance

30. The proportion of international assistance to the government's budget during the period was on average 5.14 per cent of the GNI. Despite the decrement of budgetary assistance in 2004/05, which has made the share to decline too, international assistance has been constantly increasing in amount. However, in proportion to the GNI, international assistance seems to be constant and even declining, failing to catch up with the steadily and highly growing GNI.

Table 24

The proportion of international assistance in relation to GNI

Items	2003/04	2004/5	2005/06	2006/07	2007/08
Gross National Income at Current Market Prices	86 326.4	106 580.0	131 909.6	171 336.3	208 228.3
International Assistance	4 670.1	3 816.7	7 492.7	9,745.7	10 983.6
Share of International Assistance to the GNI	5.4	3.6	5.7	5.7	5.3

Source: MoFED, March 2008 and HPR, April 2008.

Health

Underweight

Table 25

Prevalence of underweight children aged 3 to 59 months (under five years of age)

Region	Sub population	1996	1998	2000	2004
Tigray	Female				41.87
	Male				38.89
	Rural	57	57.6	55.9	42.47
	Urban				27.27
	Total				40.32
Afar	Female				37.61
	Male				37.81
	Rural	39	36.4	30.5	40.66
	Urban			20.3	32.14
	Total			29.2	37.72
Amhara	Female				45.39
	Male				45.4
	Rural	55.6	54.8	53.5	46.32
	Urban			37.1	29.68
	Total			52.6	45.4

Region	Sub population	1996	1998	2000	2004
Oromia	Female				32.16
	Male				34.89
	Rural	37.4	41	41.5	34.76
	Urban			26.2	16.93
	Total			40.4	33.55
Somalia	Female				32.27
	Male				34.73
	Rural	41.2	43.1	43.6	35.82
	Urban			23.8	27.94
	Total			37.2	33.5
Benishangul Gumuz	Female				38.47
	Male				40.03
	Rural	4 308	49.9	44.8	41.09
	Urban			43.7	39.23
	Total			28.2	23.92
SNNP	Female				36.2
	Male				35.81
	Rural	49.6	43.2	47.1	22.28
	Urban			28.1	22.28
	Total			46.2	36.2
Harari	Female				
	Male				
	Rural	27.8	27.6	33.2	28.44
	Urban			17.2	15.89
	Total			28.3	24.83
Addis Ababa	Female				11.6
	Male				14.09
	Rural	45.4	28.2	38	31.98
	Urban			17.16	12.18
	Total			18.2	12.72
Dire Dawa	Female				25.53
	Male				23.05
	Rural	42.5	29.6	40.7	30.85
	Urban			24.2	17.02
	Total			31	24.29
Ethiopia	Female	42.9	43.2	44.1	36.68
	Male	47.8	46.5	45.9	37.58
	Rural	46.7	46.3	46.7	38.7
	Urban	34.4	30.7	27	20.78
	Total	45.4	44.9	45	37.14

Source: www.csa.gov.et.

Infant and maternal mortality rate

Table 26

Infant mortality rate per 1,000

Regions	2000	2002/03	2005-2008
Tigray	103.6	102.2	67
Afar	129.2	99.9	61
Amhara	112.4	96.0	94
Oromia	116.2	98.0	76
Somali	99.4	83.0	57
Ben-Gumz	97.6	117.0	84
SNNPR	113.4	107.0	85
Gambela	122.6	80.0	92
Hararie	118.3	93.0	66
Addis Abeba	81.0	61.0	45
Diredawa	105.6	94.0	71
National	112.9	96.8	77

Source: Vital statistics of health and health indicators 1999, 1998, 1995 EDHS 2000 and 2005.

Table 27

Direct estimates of maternal mortality for the period 0-6 years prior to the survey, Ethiopia 2000

Age	Maternal deaths	Exposure years	Mortality rates	Proportion of maternal deaths to female deaths
15-19	32	34 277	0.919	18.8
20-24	63	34 082	1.843	30.6
25-29	56	28 641	1.957	31.8
30-34	61	23 757	2.585	31.6
35-39	34	17 445	1.940	22.9
40-44	12	10 968	1.102	13.3
	5	7 164	0.690	8.6
Total	263	156 334	1.680	25.3
General Fertility Rate (GFR)			0.190	
Maternal Mortality Ratio (MMR) ²			871	

Source: CSA, EDHS 2000.

¹ Expressed per 1,000 woman-years of exposure.

² Expressed per 100,000 live-births; calculated as the maternal mortality rate divided by the general fertility rate Age-adjusted rate.

Table 28

**Direct estimates of maternal mortality for the period 0-6 years
prior to the survey, Ethiopia 2005**

Age	Maternal deaths	Exposure years	Mortality rates ¹	Proportion of maternal deaths to female deaths
15-19	15	32 168	0.470	12.1
20-24	44	32 171	1.353	25.4
25-29	53	28 305	1.870	29.0
30-34	45	22 881	1.960	24.4
35-39	35	16 170	2.170	26.6
40-44	4	9 742	0.433	5.7
45-49	1	5 997	0.202	2.1
Total	197	147 433	1.336 ^a	21.3
General fertility rate (GFR)			0.193	
Maternal mortality ratio (MMR) ²			673	

Source: CSA, EDHS, 2005.

¹ Expressed per 1,000 woman-years of exposure.

² Expressed per 100,000 live births; calculated as the maternal mortality rate divided by the general fertility rate.

^a Age-adjusted rate.

31. Ever use of contraception provides a measure of the cumulative experience of a population with family planning. Table 29 presents ever use of contraception among three groups of women: all women; currently married women, and unmarried, sexually active women, by current age. The data indicate that 18 per cent of all women and 24 per cent of currently married women have used a method at some time. Among currently married women, ever use of any method rises from 16 per cent among those age 15-19, peaks at 27 per cent among those age 25-29, and remains consistently high until age 40-44, before falling markedly to 14 per cent among the oldest age group. Although based on a small number of cases, ever use of any method is highest among sexually active unmarried women. Sixty-five per cent of sexually active unmarried women have used a contraceptive method at some time in the past.

Ever use of contraceptive methods

Table 29

Current use of contraception: per cent distribution of all women, currently married women, and sexually active unmarried women by contraceptive method currently used, according to age, Ethiopia 2005

Age	Any method	Any modern method	Modern method							Any traditional method	Traditional method		Not currently using	Total	Number of women
			Female sterilization	Pill	IUD	Injectables	Condom	Implants	LAM		Rhythm	Withdrawal			
ALL WOMEN															
15-19	2.5	2.5	0.0	0.3	0.0	1.8	0.0	0.3	0.0	0.1	0.0	0.1	97.5	100.0	3 266
20-24	11.4	10.4	0.0	2.3	0.1	7.3	0.1	0.5	0.0	1.1	0.9	0.2	88.6	100.0	2 547
25-29	15.2	14.4	0.1	3.3	0.1	10.0	0.2	0.3	0.4	0.8	0.6	0.2	84.8	100.0	2 517
30-34	13.2	12.6	0.2	2.4	0.1	9.4	0.2	0.2	0.0	0.7	0.5	0.1	86.8	100.0	1 808
35-39	15.3	14.4	0.2	3.9	0.5	9.1	0.4	0.2	0.2	0.9	0.6	0.3	84.7	100.0	1 602
40-44	11.9	11.1	0.6	1.9	0.3	8.0	0.1	0.2	0.0	0.8	0.6	0.2	88.1	100.0	1 187
45-49	6.3	5.7	0.5	1.0	0.3	3.9	0.0	0.0	0.0	0.5	0.5	0.0	93.7	100.0	1 143
Total	10.3	9.7	0.2	2.1	0.1	6.8	0.1	0.3	0.1	0.7	0.5	0.2	89.7	100.0	14 070
CURRENTLY MARRIED WOMEN															
15-19	8.9	8.6	0.0	1.3	0.0	7.0	0.0	0.3	0.0	0.3	0.0	0.3	91.1	100.0	711
20-24	16.7	15.4	0.0	3.7	0.1	11.2	0.2	0.1	0.0	1.3	1.0	0.3	83.3	100.0	1 574
25-29	16.9	16.2	0.0	3.9	0.1	11.3	0.2	0.2	0.5	0.7	0.4	0.3	83.1	100.0	2 066
30-34	14.4	13.7	0.0	2.8	0.1	10.3	0.2	0.2	0.0	0.7	0.5	0.2	85.6	100.0	1 551
35-39	17.2	16.4	0.2	4.3	0.5	10.5	0.4	0.1	0.3	0.9	0.5	0.4	82.8	100.0	1 343
40-44	14.2	13.2	0.6	2.1	0.4	9.8	0.2	0.1	0.0	1.0	0.7	0.3	85.8	100.0	960
45-49	8.1	7.4	0.6	1.3	0.4	5.0	0.0	0.0	0.0	0.7	0.7	0.0	91.9	100.0	862
Total	14.7	13.9	0.2	3.1	0.2	9.9	0.2	0.2	0.2	0.8	0.6	0.3	85.3	100.0	9 066
SEXUALLY ACTIVE UNMARRIED WOMEN ¹															
15-24	60.7	48.9	0.0	4.4	0.0	8.4	0.0	36.1	0.0	11.8	11.8	0.0	39.3	100.0	28
25-49	48.3	36.9	0.0	1.7	0.0	26.4	0.0	8.8	0.0	11.4	11.4	0.0	51.7	100.0	25
Total	54.9	43.3	0.0	3.1	0.0	16.9	0.0	23.3	0.0	11.6	11.6	0.0	45.1	100.0	52

Note: If more than one method is used, only the most effective method is considered in this tabulation.

LAM = Lactational amenorrhoea method.

¹ Had sexual intercourse in the month preceding the survey.

Source: CSA, EDHS, 2005.

HIV prevalence

Table 30

HIV prevalence among women and men and disaggregated by age, 2005

Age	Women 15-49		Men 15-59		Total 15-49	
	Percentage	Number	Percentage	Number	Percentage	Number
15-19	0.7	1 397	0.1	1 175	0.4	2 572
20-24	1.7	1 025	0.4	929	1.1	1 954
25-29	2.1	1 004	0.7	640	1.6	1 645
30-34	1.5	734	1.9	664	1.7	1 398
35-39	4.4	650	1.8	581	3.2	1 231
40-44	3.1	487	2.8	438	3.0	925
45-49	0.8	439	0.0	376	0.5	815
50-54	na	na	0.9	293	na	na
55-59	na	na	0.3	208	na	na
Total age 15-49	1.9	5 736	0.9	4 804	1.4	10 540
Total age 15-59	na	na	0.9	5 306	na	na

na = Not applicable.

Source: CSA, EDHS 2005.

32. Table 30 shows for both men and women that HIV prevalence levels rise with age, peaking among women in their late 30s and among men in their early 40s. The age patterns suggest that young women are particularly vulnerable to HIV infection compared with young men. Among women age 15-19, for example, 0.7 per cent are HIV infected, compared with 0.1 per cent of men age 15-19. HIV prevalence among women 20-24 is over three times that of men in the same age group (1.7 per cent and 0.4 per cent, respectively).

Prevalence by socioeconomic characteristics and regional disparity

33. According to the EDHS 2005 (Table 31), urban residents have a significantly higher risk of HIV infection (6 per cent) than rural residents (0.7 per cent). The risk of HIV infection among rural women and men is almost identical, while urban women are more than three times as likely as urban men to be infected.

34. Regional variations in HIV prevalence are also presented in Table 32. Prevalence levels are highest in Gambela (6 per cent) and Addis Ababa (5 per cent), whereas in the year 2006/07 the highest prevalence rate is recorded in Addis Ababa (7.5) and Dire Dawa (4.2). Somali Region has the lowest overall prevalence (0.8 per cent).

Table 31

HIV prevalence by socioeconomic characteristics

HIV prevalence by socioeconomic characteristics						
Percentage HIV positive among women and men age 15-49 who were tested, by socioeconomic characteristics, Ethiopia 2005						
Characteristic	Women		Men		Total	Number
	HIV positive		HIV positive			
Residence	Percentage	Number	Percentage	Number	Total	Number
Urban	7.7	980	2.4	684	5.5	1 664
Rural	0.6	4 756	0.7	4 120	0.7	8 875

Source: CSA, EDHS, 2005.

Table 32

HIV prevalence for the year of 2006/2007

Regions	HIV prevalence					
	2005			2006/07		
	Male	Female	Total	Male	Female	Total
Tigray	1.6	2.6	2.1	2.2	3.2	2.7
Afar	2.4	3.3	2.9	1.5	2.3	1.9
Amhara	1.6	1.8	1.7	2.2	3.2	2.7
Oromia	0.4	2.2	1.4	1.2	1.8	1.5
Somali	0.0	1.3	0.7	0.6	0.9	0.8
Ben-Gumz	0.0	0.9	0.5	1.5	2.2	1.8
SNNPR	0.4	0.1	0.2	1.2	1.7	1.4
Gambela	6.7	5.5	6.0	1.9	2.8	2.4
Hararie	2.2	4.6	3.5	2.6	3.8	3.2
Addis Abeba	3.0	6.1	4.7	6.0	8.9	7.5
Diredawa	1.9	4.4	3.2	3.3	5.0	4.2
National	0.9	1.9	1.4	1.7	2.6	2.1

Source: MOH, Health and Health Related Indicators 2006/07.

*Top ten leading causes of death (national)***Table 33****Top ten leading causes of death 2002/2003**

Rank	Diagnosis	Cases	%
1	All types of malaria	1 204	27.0
2	All types of TB	511	11.5
3	Bronchopneumonia	278	6.2
4	Primary atypical, other and unspecified pneumonia	194	4.4
5	Tetanus	101	2.3
6	Relapsing fever	42	0.9
7	Lobar Pneumonia	89	2.0
8	Dysentery	82	1.8
9	Hypertension without mention of heart	90	2.0
10	Pyrexia unknown origin (fever)	68	1.5
	Total of 10 leading causes	2 659	59.6
	Total of all causes	4 459	100

Source: MOH, Health and Health Related Indicators, 2002/2003.

Table 34**Top 10 leading causes of death for females, 2002/2003**

Rank	Diagnosis	Cases	%
1	All types of malaria	524	26.7
2	All types of TB	231	11.8
3	Bronchopneumonia	98	5.0
4	Primary atypical, other and unspecified pneumonia	92	4.7
5	Relapsing fever	45	2.3
6	Other complication of pregnancy, child birth and puerperium	42	2.1
7	Dysentery	38	1.9
8	Hypertension without mention of heart	38	1.9
9	Labour pneumonia	36	1.8
10	Typhoid fever	33	1.7
	Total of 10 leading causes	1 177	60.0
	Total of all causes	1 961	100.0

Source: MOH, Health and Health Related Indicators, 2002/2003.

Table 35

Top ten leading major causes of death, 2005/2006

Rank	Diagnosis	Cases	%
1	All types of malaria	1 434	21.8
2	Tuberculosis of respiratory system	671	10.2
3	Bronchopneumonia	435	6.6
4	Primary atypical, other and unspecified pneumonia	358	5.4
5	Gastro-entries and colitis	269	4.1
6	Hypertension without mention of heart	199	3.0
7	Other meningitis (except meningococcal)	178	2.7
8	Lobar pneumonia	164	2.5
9	Tetanus	161	2.4
10	Intestinal obstruction without hernis	149	2.3
	Total of 10 leading causes	4 018	61.1
	Total of all diseases	6 591	100

Source: MOH, Health and Health Related Indicators, 2005/2006.

Table 36

Top ten leading causes of death for females, 2005/2006

Rank	Diagnosis	Cases	%
1	All types of malaria	729	25.5
2	Tuberculosis of respiratory system	280	9.4
3	Bronchopneumonia	196	6.6
4	Primary atypical, other and unspecified pneumonia	161	5.4
5			
6	Hypertension without mention of heart	72	2.4
7	Other meningitis (except meningococcal)	57	1.9
8	Lobar pneumonia	56	1.9
9	Other unspecified anaemia	51	1.7
10	Other complication of pregnancy	46	1.6
	Total of 10 leading causes	1 648	55.4
	Total of all causes	2 976	100

Source: MOH, Health and Health Related Indicators, 2005/2006.

*Top ten leading causes of death (Regional)***Table 37****Tigray Regional State, top ten leading causes of death, 2006/2007**

Rank	Diagnosis	Total
1	Malaria, unspecified	169
2	Aids	141
3	Pneumonia, broncho	118
4	TB, respiratory	99
5	Pneumonia, other	91
6	Malaria, pf	62
7	Leishmaniasis	41
8	Htn	33
9	Infectious, parasitic	31
10	Dysentery, unspecified	27
	Total of top 10 deaths	812
	Total causes	1 589

Source: BOH, April 2008.

Table 38**Tigray Regional State, top ten leading causes of death for females, 2006/2007**

Rank	Diagnosis	Total
1	Malaria, unspecified	67
2	AIDS	60
3	TB, respiratory	54
4	pneumonia, broncho	43
5	pneumonia, other	39
6	Malaria, pf	27
7	HTN	19
8	Infectious, parasitic	19
9	Anaemia, unspecified	15
10	Dysentery, unspecified	15
	Total of top female deaths	358
	Total female deaths	701

Source: BOH, April 2008.

Table 39

Somali Regional State, top ten leading causes of death, 2006/2007

S.N	Diagnosis	Total causes	%
1	All forms of malaria	492	29.46
2	Bronchopneumonia	271	16.23
3	Dysentery	134	8.02
4	Malnutrition	111	6.65
5	Bacillary dysentery bacillary	107	6.41
6	TB	93	5.57
7	Gastro- entries and Colitis	86	5.15
8	Bronchial asthma	50	2.99
9	Accident	33	1.98
10	G.u.t.i	25	1.50
	Total of 10 top death	1 402	83.95
	Total death	1 670	

Source: BOH, April 2008.

Table 40

Harari regional State, top ten leading causes of death, 2003/2004

Rank	Diagnosis	No. of cases	%
1	All f. including malaria	136	16.89
2	Pneumonia	105	13.04
3	All types of TB	76	9.44
4	Disease of heart	47	5.84
5	Malnutrition	37	4.6
6	Hiv/Aids	32	3.98
7	Other diseases of circulatory system	27	3.35
8	Disease of liver	24	2.98
9	Other disease of digestive system	23	2.86
10	Other meningitis (exc. meningococcal)	19	2.36
	Total of 10 leading causes	526	65.34
	Total of all deaths	805	
		Female=382	100.00

Source: BOH, April 2008.

Table 41

Harari Regional State, top ten leading causes of death, 2004/2005

Rank	Diagnosis	No. of cases	%
1	Malaria pneumonia	72	16.89
2	All types of TB	67	13.04
3	All f. including	52	9.44
4	Disease of liver	37	5.84
5	Other disease of digestive system	37	4.6
6	Disease of heart	36	3.98
7	Hiv/aids	28	3.35
8	Malnutrition	27	2.98
9	Gastro enteritis	25	2.86
10	Anaemia	24	2.36
	Total of 10 leading causes	405	65.34
	Total of all deaths	677 F=289	100.00

Source: BOH, April 2008.

Table 42

Harari Regional State, top ten leading causes of death, 2005/2006

Rank	Diagnosis	No. of cases	%
1	HIV/AIDS	61	10.36
2	All types of TB	60	10.19
3	Pneumonia	53	9.00
4	All f. including	44	7.47
5	Disease of liver malnutrition	24	4.07
6	Other diseases of circulatory system	23	3.90
7	Disease of heart	22	3.74
8	Intestinal obstruction with out hernia	21	3.57
9	Gastro enteritis	20	3.40
10	Al other accidentals causes	19	3.23
	Total of 10 leading causes	347	58.91
	Total of all deaths	589 Female=280	100.00

Source: BOH, April 2008.

Table 43

Harari Regional State, top ten leading causes of death, 2006/07

Rank	Diagnosis	No. of cases	%
1	All forms of TB	79	13.64
2	HIV/AIDS	76	13.13
3	Pneumonia	53	9.15
4	All f. including	29	5.01
5	Disease of liver	28	4.84
6	Homicide and injury	20	3.45
7	Other disease of circulatory system	20	3.45
8	Intestinal obstruction with out hernia	19	3.28
9	Disease of heart	18	3.11
10	P.U.D	17	2.94
	Total of 10 leading causes	359	62
	Total of all deaths	579 Female=254	100.00

Source: BOH, April 2008.

Table 44

**Gambella Regional State, top ten leading causes of death
2007/08 (half year)**

Rank	Diagnosis	No. of cases	%
1	Malaria	27	36
2	All other disease of genitourinary system	22	16
3	Tuberculosis of respiratory system	8	11
4	Primary, typical, other unspecified pneumonia	7	9
5	Diarrhoea of new born	6	8
6	Other unspecified anaemia	5	7
7	Gastro-mentis colitis	4	5
8	Food poisoning	3	4
9	Bacillary decently	2	2.7
10	Acute upper respiratory infection	1	1
	Total	75	100

Source: BOH, April 2008.

Immunization status

Table 45

**Percentage distribution of immunized children under five years of age
by type of immunization and background variables, year - 2004**

Place of residence and	Survey year	Type of immunization			
		Measles	BCG	DPT	Polio
country	1996	39.1	40.1	40.0	-
	1998	46.9	50.9	51.6	79.4
	2000	48.1	49.1	50.5	83.6
	2004	56.8	54.9	58.1	83.1
Rural	1996	34.6	35.1	35.0	-
	1998	43.4	47.2	48.0	77.9
	2000	44.8	45.9	47.4	82.6
	2004	54.7	52.5	55.5	82.1
Urban	1996	77.6	82.5	82.4	-
	1998	80.8	86.6	86.8	94.0
	2000	82.9	83.0	83.8	94.1
	2004	77.8	78.8	83.6	93.0

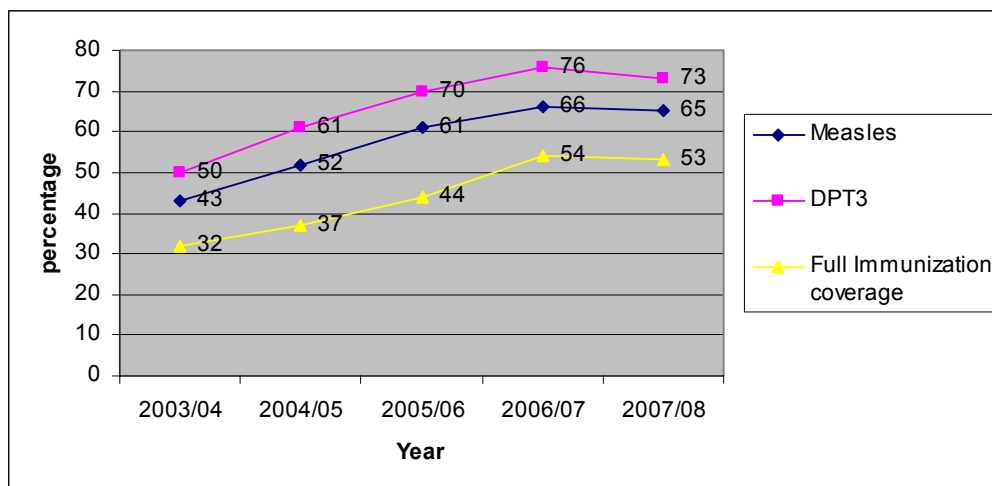
Source: CSA, Welfare Monitoring Survey, 2004.

Note:

1. Data in 1996 and 1998 WMS surveys pertains to children aged 3 to 59 months, while the 2000 and 2004 surveys cover all children under five years of age.
2. Vaccination coverage of DPT and Polio pertains to any type of the different levels (i.e. DPT1-3 and Polio 0-3 and campaign).

Figure 4

Trends in DPT 3 coverage, measles immunization coverage and percentage of fully immunized children



Source from Health and Health related indicators 1999 EC (2007/2008).

35. Immunization coverage among children under five years of age over time has show an increasing trend in rural areas and a falling trend in urban areas (Table 47). The coverage in rural areas has increased from 1996 to 2004 by 20 percentage points for Measles, 17 percentage points for BCG and 21 percentage points for DPT. In urban areas the coverage in 2004 stands at similar level as of 1996 for Measles, 1.2 percentage point increment for DPT and a decrease by 4 percentage points for BCG. The survey has also indicated that in the year 2004 the coverage of Polio vaccination has higher rate in urban (93 per cent) than in rural areas (82 per cent).

36. As compared to the 2000, the coverage of Measles and BCG in 2004 has decreased in urban areas while in rural areas the coverage of Measles, BCG, and DPT vaccinations has considerably increased. Polio vaccination has similar rate in both rural and urban areas for 2004 as compared to the year 2000. Nationally, measles vaccination stands in the year 2007/08 to 65 and DPT3 73 and full immunization coverage is 53 which decreased by 1 point the last year.

Education

Net enrolment rate

Table 46
Net enrolment ratio in primary school

Region	2002/03			2003/04			2004/05			2005/06			2006/2007		
	M	F	T	M	F	T	M	F	T	M	F	T	M	F	T
Tigray				63.6	68.7	66.1	73.8	78.9	76.3				90.0	92.8	91.4
Afar				12.6	9.0	11.0	13.9	11.0	12.6				17.9	14.6	16.4
Amhara				54.6	53.1	53.9	68.9	67.7	68.3				83.4	83.5	83.4
Oromia				70.7	52.4	61.6	82.8	67.0	75.0				83.7	72.5	78.2
Somali				14.8	7.8	11.6	25.0	17.2	21.4				39.6	29.3	34.8
Ben-Gumz				86.3	65.2	76.0	92.2	74.6	83.6				107.7	89.8	98.9
SNNPR				74.2	52.6	63.5	78.6	59.3	69.0				92.9	78.0	85.5
Gambela				89.6	54.2	72.5	97.9	73.3	86.0				142.7	100.9	122.4
Hararie				91.7	72.9	82.5	80.0	65.8	73.5				101.9	89.0	95.6
Addis Ababa				90.3	97.6	94.0	91.4	100.7	96.2				92.0	105.3	98.7
Dire Dawa				67.6	52.8	60.4	68.0	55.7	62.0				66.3	58.1	62.3
National	60.6	47.2	54.0	62.9	51.8	57.4	73.2	63.6	68.5	81.7	73.2	77.5	82.6	75.5	79.1

Source: MOE Education Statistics Annual Abstract, 2002-2007.

N.B The net enrolment in Addis Ababa and Gambela is more than hundred due to the time difference between the census and the data collection.

Table 47

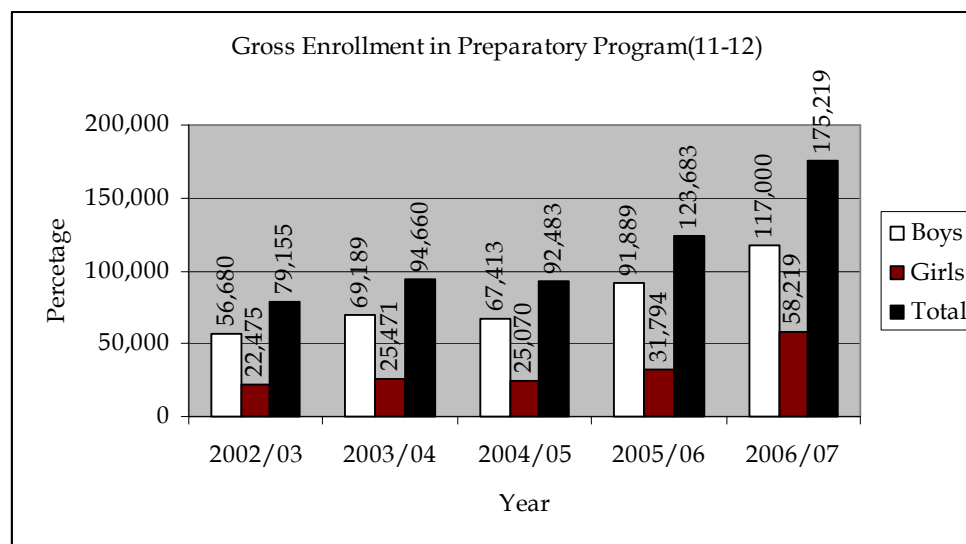
Net enrolment ratio in secondary first cycle (9-10)

Year	Net enrolment ratio for secondary school		
	Boys (%)	Girls (%)	Total (%)
2002/03	10.1	6.7	8.4
2003/04	12.0	7.5	9.8
2004/05	14.2	9.3	11.8
2005/06	15.5	10.7	13.2
2006/07	16.8	12.6	14.7

Source: MOE Education Statistics Annual Abstract 2006/07.

Figure 5

Net enrolment ratio in secondary first cycle (9-10)



Source: MOE Education Statistics Annual Abstract 2006/07.

Gross enrolment rate

Table 48

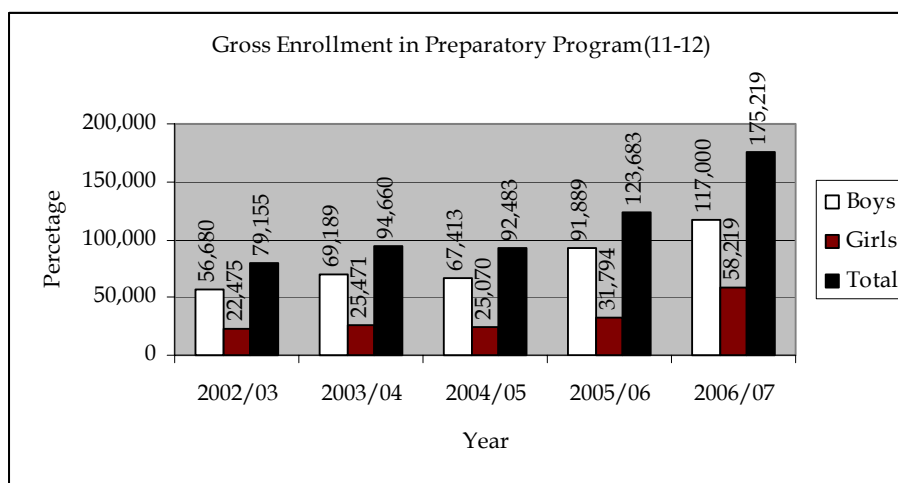
**Gross enrolment in preparatory programme
(second cycle) (11-12)**

Year	Enrolment		
	Boys	Girls	Total
2002/03	56 680	22 475	79 155
2003/04	69 189	25 471	94 660
2004/05	67 413	25 070	92 483
2005/06	91 889	31,794	123 683
2006/07	117 000	58,219	175 219
AAGR	19.9%	26.9	22.0%

Source: MOE Education Statistics Annual Abstract 2006/07.

Figure 6

**Gross enrolment in preparatory programme
(second cycle) (11-12)**



37. As noted in the table, the total number of students enrolled in grades 11 and 12 (preparatory grades) 2006/07 was 175,219, out of which 33.2 per cent were girls. When compared to 2002/03 the enrolment at this level showed an average annual increase of 22 per cent just slightly faster than the first cycle of secondary. In 2006/07 the GER for the preparatory programme was overall 3.9 per cent and 5.7 per cent and 2.0 per cent for boys and girls respectively.

Table 49
Urban rural disparity by level

	Urban enrolment					Rural enrolment				
2003/05										
Level	Male	female	% male	% female	% urban	male	female	% male	% female	% rural
primary (1-8)	1 598 038	1 365 869	53.9	46.1	31.1	3 880 083	2 698 648	59.0	41.0	68.9
secondary (9-10)	422 575	233 138	64.4	35.6	95.6	21 204	9 059	70.1	29.9	4.5
secondary (11-12)	68 714	25 258	73.1	26.9		475	213	69.0	31.0	
2004/05										
Level	Male	female	% male	% female	% urban	male	female	% male	% female	% rural
primary (1-8)	1 607 527	1 434 252	52.8	47.2	26.6	4 783 934	3 622 928	56.9	43.1	73.4
secondary (9-10)	512 437	288 932	63.95	36.05	91.3	41 477	17 888	69.9	30.1	6.9
secondary (11-12)	65 036	242 226	72.9	27.1		2 377	844	73.8	26.2	
2005/06										
Level	Male	female	% male	% female	% urban	male	female	% male	% female	% rural
primary (1-8)	16 040 61	1 481 499	52.0	48.0	24.3	5 335 108	4 236 674	57.7	44.3	75.7
secondary (9-10)	612 630	356 511	63.2	36.8	90.9	66 086	31 196	67.9	32.1	9.1
secondary (11-12)	86 159	30 274	74.4	26.0		5 730	1 520	79.0	21.0	
2006/07										
Level	Male	female	% male	% female	% urban	male	female	% male	% female	% rural
primary (1-8)	1 575 201	1 505 813	51.1	48.9	22.0	6 008 224	4 925 038	55.0	45.0	78.0
secondary (9-10)	688 613	426 295	61.8	38.2	91.1	72 061	36 693	66.3	33.7	8.9
secondary (11-12)	112 408	56 364	66.6	33.4	96.3	4 592	1 855	71.2	28.8	3.7

Source: MOE Education Statistics Annual Abstract, 2002-2007.

38. A comparison of urban and rural enrolment indicates that 78.0 per cent of primary enrolment (regular and evening) was accounted for by rural areas and 22.0 per cent by urban areas. In comparison between the year 2003/04 and 2006/07 rural enrolment at primary level is at the increasing level from 68.9 per cent in 2003/04 to 78 per cent in 2006/07. However, for secondary school (9-10), conditions were almost reversed. Urban enrolment is 95.6 per cent, with 4.4 per cent rural enrolment for the year 2003/04; and for the year 2006/07, secondary enrolment is 91.1 per cent for urban and 8.9 per cent for rural areas. Still secondary enrolment in rural areas is at an increasing level (from 4.4 per cent to 8.9 per cent). However, rural enrolment in the secondary level (9-10) is still minimal. The proportion of girls in all levels of schooling tends to be higher in urban areas than rural. However, it is much lower in rural than in urban areas.

Table 50

Enrolment in vocational schools (TVET)

Year Sex	2002/03	2003/04	2004/05	2005/06	2006/07	Average annual growth rate
Male	37 377	45 798	51 940	61 415	107 327	30.2%
Female	34 785	41 360	54 396	62 142	83 824	24.6%
Total	72 162	87 158	106 366	123 557	191 151	27.6%
% Male	51.8	52.5	48.8	49.7	56.1	
% Female	48.2	47.5	51.2	50.3	43.9	

Source: MOE Education Statistics Annual Abstract, 2006/07.

39. The total enrolment in TVET in the year 2002/03 is 72,162. As for the year 2006/07, enrolment has increased to 191,151 which exceed the enrolment in preparatory secondary. Female enrolment is also 43.9 per cent of the total enrolment that is slightly down from the last year, indicating a gender balance at the national level.

Table 51

Enrolment in higher education (gross)

Undergraduate enrolment in higher education			
Year	Male	Female	Total
2002/03	45 626	8 659	54 285
2003/04	75 440	19 330	94 770
2004/05	102 251	30 617	132 868
2005/06	130 835	43 066	173 901
2006/07	150 530	52 869	203 399
Post graduate enrolment in higher education			
2002/03	1 814	135	1 949
2003/04	2 388	172	2 560
2004/05	3 274	330	3 604
2005/06	5 746	639	6 385
2006/07	6 349	708	7 057

Source: MOE Education Statistics Annual Abstract, 2006/07.

40. This shows a systematic increase in undergraduate degree enrolment where the number of students enrolled in degree programme has increased from 54,285 in 2002/03 to 203,399 in 2006/07; and that females remain relatively small percentage of that enrolment-26.0 per cent. However, female enrolment is in an increasing rate for the last five years, jumping from 8,659 to 52,869 for the years 2002/03 and 2006/2007 respectively. Although enrolment in post graduate programmes is still small, it is in an increasing rate-going from 1,949 in 2002/03 to 7,057 in 2006/07. The enrolment of female is also very small namely about 10 per cent.

Drop out rate of primary education

Table 52

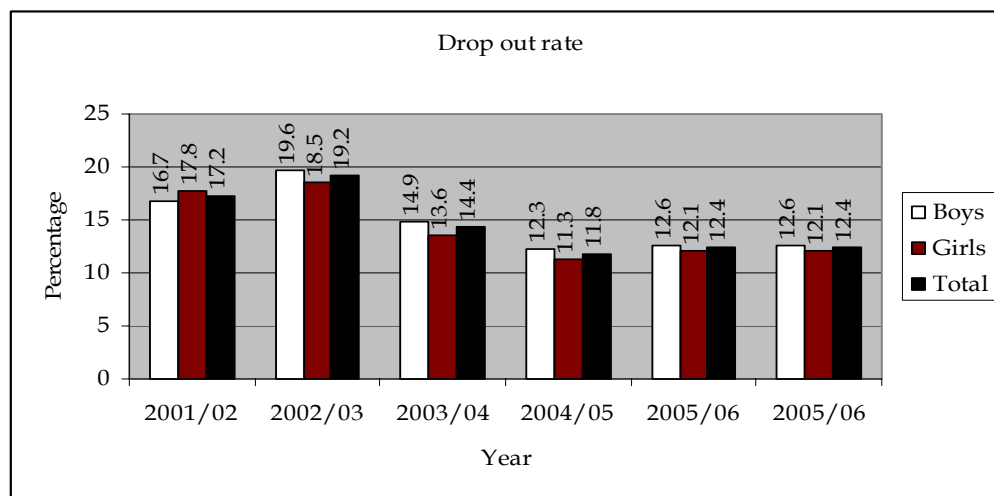
Dropout rate in primary education (1-8)

Year	Dropout rate		
	Boys	Girls	Total
2001/02	16.7	17.8	17.2
2002/03	19.6	18.5	19.2
2003/04	14.9	13.6	14.4
2004/05	12.3	11.3	11.8
2005/06	12.6	12.1	12.4

Source: MOE Education Statistics Annual Abstract, 2006/07.

Figure 7

Dropout rate



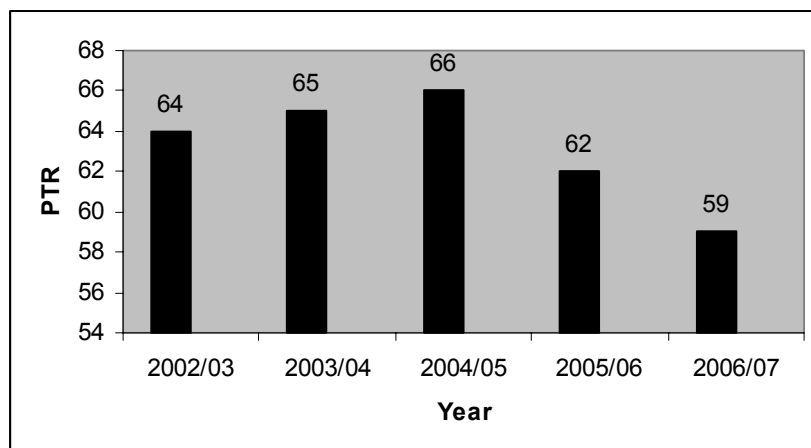
Source: MOE Education Statistics Annual Abstract, 2006/07.

41. Drop-out rate at the primary level nationally has been going downward, except for the year 2005/06, at about the same rate for both genders for the last five years.

Teacher student ratio

Figure 8

Teacher student ratio in primary school



Source: Education statistics 1999.

42. In Ethiopia, the standard set for the pupil/teacher ratio is 50 pupils per teacher at primary level (1-8). Despite substantial growth in enrolment, Ethiopia has managed to reduce the pupil teacher ratio (PTR) in all but one year. It also indicates that current (2006-07), the pupil teacher ratio is still above the national standard of 50 pupils per teacher.

Literacy rate

Table 53

Literacy rate, age ten years and above

Regions		1996	1998	2000	2004
Tigray	Female			22.5	37.04
	Male			37.8	24.83
	Rural			22.5	50
	Urban			62.5	72.11
	Total			29.3	43.61
Afar	Female			13.7	23.43
	Male			22.6	42.42
	Rural	12.95	6.3	6.7	16.85
	Urban			60.5	57.48
	Total			18.5	32.92

Regions		1996	1998	2000	2004
Amhara	Female			15.6	22.67
	Male			30.9	40.03
	Rural	13.71	16.1	17.9	26.61
	Urban			66.9	68.48
	Total			23.1	31.12
Oromia	Female			16	22.84
	Male			38.4	49.37
	Rural	19.17	18.3	21.6	31.07
	Urban			67.7	72.39
	Total			26.9	35.92
Somalia	Female			14.4	15.16
	Male			33.8	37.4
	Rural	4.75	6.6	10.4	12.74
	Urban			48.3	55.09
	Total			24.1	26.34
Benishangul-Gumuz	Female			16.1	22.51
	Male			47.9	49.52
	Rural	16.9	24.3	28.7	31.42
	Urban			63.5	67.92
	Total			31.3	35.98
SNNPR	Female			16.5	
	Male			43.3	
	Rural	23.28	23	26.5	34.92
	Urban			65.8	71.47
	Total			29.6	38.15
Gambela	Female			30.8	
	Male			62.4	
	Rural	31.01	31.4	39.5	
	Urban			68.1	
	Total			46	
Harari	Female			44.6	48.75
	Male			67.4	74.95
	Rural	17.79	20.3	23.2	30.46
	Urban			76	81.2
	Total			54.7	61.12
Addis Ababa	Female			70.6	74.11
	Male			89.1	91.88
	Rural	34.25	38.5	32.8	44.9
	Urban			79.5	82.78
	Total			78.9	82.37

Regions		1996	1998	2000	2004
Dire Dawa	Female			45.9	48.36
	Male			64.5	73.62
	Rural	13.18	14.1	13.2	22.34
	Urban			69.1	75.69
	Total			34.4	60.53
Ethiopia	Female	16.9	17.1	19.4	26.6
	Male	34.8	36.3	39.7	49.86
	Rural	18.3	18.8	21.7	30.88
	Urban	65.8	69	69.9	74.21
	Total	25.8	26.6	29.2	37.91

Source: CSA, WMS 1996/98/00/04.

43. Table 53 presents literacy rate for population aged 10 years and over by gender and place of residence. Of the total population in the country, only 37.9 per cent are found to be literate (Literacy rate at national level has increased from 26 per cent in 1996 to 38 per cent in 2004) with a large discrepancy between rural and urban residents. At all levels, irrespective of gender, the proportion of literate population is increasing over the survey years. The findings also show that in all regions, higher literacy rate for male than for female population is reported.

44. Literacy rate in urban areas is more than two times higher than that of rural areas (74.2 per cent against 30.9 per cent). This variation might be considered as a clue to difference in accessibility of schools between urban and rural areas. Though narrowing over time, gaps in literacy rate between rural and urban areas and males and females is still significant.

Annex 3

Indicators on the political system

Political parties recognized at national level

Table 54

**Number of recognized political parties
at national level**

Level	1995	2000	2005
National	7	8	22
Regional	57	57	66
Total	64	65	88

Source: NEBE, March 2008.

Population coverage and breakdown of ownership of major media channels

Table 55

**Broadcasters (television and radio) registered and authorized
by the Ethiopian Broadcasting Agency**

No.	Broadcaster	Ownership	Date licensed	Coverage
1	Ethiopian television	Government	1972	All-over the nation
2	Ethiopian radio	» »	1943	All-over the country
3	Amhara national regional State government radio	» »	2005	Amhara region and few Oromia zones
4	SNNPR government (south fm)	» »	» »	150 k.m.
5	Addis Ababa city administration (fm radio Addis)	» »	» »	Addis Ababa
6	Diredawa city administration (fm Dirre)	» »	» »	Diredawa and surroundings
7	Diredawa provisional administration (Dire television)	» »	2008	Diredawa and Surroundings
8	Harrari people national regional State (fm Harrar)	» »	» »	15 k.m surrounding
9	Oromia regional State (Oromia radio channel)	» »	» »	Adama
10	Oromia regional State (Oromia television)	» »	» »	Adama and the region
11	Ethiopian radio (fm Addis)	» »	2005	Addis Ababa

No.	Broadcaster	Ownership	Date licensed	Coverage
12	Addey Peoples' Relations and <i>Tensae</i> Art (fm Sheger)	Commercial	» »	Addis Ababa
13	Radio Fanna	Commercial	1992	All-over the country
14	Radio Fanna (Fanna fm)	Commercial	2007	Addis Ababa
15	Voice of Tigray Liberation PLC	Commercial	2005	Mekelle
16	Zami public connection (Zami radio)	» »	2006	Addis Ababa
17	Kore society (radio)	Community	2005	All-over Amaro special zone
18	Kanbata community (radio)	» »	2008	Kanbata

Source: Ethiopian Broadcasting Agency, www.eba.gov.et, April 2008.

Table 56

**Press products that circulate beyond the confinement of one region
(from 10 March 2008 to 8 April 2008)**

Newspapers

No.	Name of the press	Ownership	Language	Schedule	Content	Average circulation
1	Addis Zemen	Government	Amharic	Daily	Political, Economic & Social Issues (Current Affairs)	18 443
2	The Ethiopian Herald	Government	English	"	" " "	9 930
3	Barrissa	Government	Oromifa	Weekly	" " "	2 000
4	Al-alem	Government	Arabic	"	" " "	1 000
5	Abiotawy Democracy (APDM)		Amharic	Fortnightly	" " "	63 230
6	Abiotawy Democracy (SPDM)		"	"	" " "	10 670
7	Woyien		Tigrigna	"	" " "	19 934
8	Oromiya		Oromifa	"	" " "	77 709
9	Reporter	Private	Amharic	Bi-Weekly	" " "	11 000
10	Addis Admas	Private		Weekly	" " "	31 000
11	Addis Nagar	Private	'	"	" " "	20 000
12	Hedasse		'	"	" " "	30 000
13	Capital	Private	English	Weekly	Economic & Business	5 000
14	Fortune	Private	"	"	'	7 000
15	Lambadina	Private	Amharic	"	Social Issues	25 000

No.	Name of the press	Ownership	Language	Schedule	Content	Average circulation
16	Medical	Private	"	"	Medical	14 200
17	What is up Addis	Private	English	"	" "	16 000
18	World Sport	Private	Amharic	Weekly	Sport	18 500
19	Ethio Sport	Private	"	"	" "	22 500
20	Inter Sport	Private	"	"	" "	15 500
21	Zegernerse	Private	"	"	" "	11 000
22	Sematsidek	Private	"	"	Religion	10 000

Magazines

No.	Name of the Press		Language	Schedule	Content	Average circulation
1	Negrsete	Private	Amharic	Monthly	Culture & Art	18 000
2	Kalkidan	Private	"	"	" " "	22 000
3	Rodas	Private	"	"	" " "	11 000
4	Kum Neger	Private	"	"	" " "	12 000
5	Rose	Private	"	"	" " "	15 000
6	Royal	Private	"	"	" " "	11 000
7	Life	Private	"	"	" " "	19 000
8	Hamrawi	Private	"	"	" " "	10 000
9	Enku	Private	"	"	" " "	13 000
10	Lamrot	Private	"	"	" " "	10 000

Source: Ministry of Information, www.mof.gov.et, April 2008.

Newspapers and magazines in Amharic listed here have an average distribution of at least 10,000; for English, 5000 and for the rest as available. The Newspapers and Magazines indicated in the table are distributed nation-wide. Presently the electronic media is at its early stage and only one company owned by government provides Internet services.

Distribution of legislative seats by party and percentage of women in parliament

Table 57

Seats for the House of Peoples Representatives in 1995 and 2000*

Parties	1995	2000
EPRDF	483	481
Others	46	50
Independents	8	16

Source: NEBE, March 2008.

* These were the first two regular elections since the multi-party democracy has started in the State and these elections were mostly boycotted by opposition political parties.

Table 58

**Seats for House of Peoples' Representatives and
regional councils for 2005**

No.	Region	For federal parliament					For regional councils				
		Party	M	F	Total	Women %	Party	F	M	Total	Women %
1	Addis Ababa	CUD	21	2	23	8.7	CUD	118	19	137	13.9
							EPRDF	1	0	1	0
2	Afar	ANDP	7	1	8	12.5	ANDP	77	7	84	8.3
							APDM	3	0	3	0
3	Amhara	EPRDF	58	29	87	33.3	EPRDF	115	71	186	38.2
		CUD	50	0	50	0	CUD	95	13	108	12.0
		ANDO	1	0	1	0				0	
4	Benshangul	BGPDUF	7	1	8	12.5	BGPDUF	74	11	85	12.9
		CUD	1	0	1	0	CUD	11	0	11	0
							INDEP.	2	0	2	0
							EBPDO	1	0	1	0
5	Dire Dawa	SPDP	1	0	1	0				0	
		CUD	1	0	1	0				0	
6	Harari	HNL	1	0	1	0	EPRDF	8	6	14	42.9
		EPRDF	1	0	1	0	HNL	12	6	18	33.3
							CUD	3	0	3	0
							UEDF	1	0	1	0
7	Oromiya	EPRDF	73	36	109	33.0	EPRDF	196	186	382	48.7
		CUD	15	1	16	6.3	CEDF	105	5	110	4.5
		UEDF	39	1	40	2.5	CUD	31	2	33	6.0
		OFDM	10	1	11	9.1	OFDM	7	3	10	30.0
		INDEP.	1	0	1	0	GSAP	2	0	2	0
8.	SNNPR	EPRDF	64	28	92	30.4	EPRDF	171	85	256	33.2
		CUD	17	1	18	5.6	CUD	42	3	45	6.7
		UEDF	12	0	12	0	SLM	7	0	7	0
		SMPDUO	1	0	1	0	SMPDUO	1	0	1	0
							UEDF	36	3	39	7.7
9.	Somali	SPDP	22	1	23	4.3	SPDP	169	3	172	1.7
							INDEP.	10	1	11	9.1
10	Tigray	EPRDF	24	14	38	36.8	EPRDF	77	75	152	49.3
11	Gambella	GPDM	3	0	3	0	GPDM	69	12	81	14.8
							CUD	1	0	1	0
Total			430	116	546	21.2		1 445	511	1 956	26.1

Source: NEBE, March 2008.

Average voter turnouts in the national and sub-national elections by administrative unit

Table 59

**Voter turnouts by regions for the 2005 elections
for national Parliament and regional councils**

Regional States	Voter turnouts (%)		
	Female	Male	Total
Addis Ababa	90	90	90
Afar	79	84	82
Amhara	77	82	80
Benishangul Gumuz	90	91	91
Dire Dawa	86	85	86
Gambella	40	97	71
Harar	91	87	89
Oromiya	85	88	86
SNNPR	71	76	73
Somali	83	86	85
Tigray	91	94	93
Total	81	84	83

Source: NEBE, March 2008.

Table 60

**Average voter turnout nation-wide for the
three regular elections***

Year	1995	2000	2005
Average (per cent)	94.1	89.8	83

Source: NEBE, March 2008.

* The decline in voter turnout in the later elections is attributed to the gradual increase in the number of registered voters.

Annex 4

Crime statistics and information on administration of justice

Incidence of violent death and life threatening crimes

1. In the tables below, statistical data for six years have been provided for incidence of violent death and life-threatening crimes. The tables show the occurrence of these crimes per 100,000 persons. The data show a great decline from 13.6 per 100,000 persons for the year 2001/03 to 8.6 per 100,000 persons in the year 2003/04. But then again it rose in the continuing years and reached to 10.33 in the year 2006/07. But still it is less than the recorded number for the year 2001/02.

Table 61

Incidence of violent death and life threatening crimes reported per 100,000 persons

Type of crime	2001-2002		2002-2003		2003-2004		2004-2005		2005-2006		2006-2007	
	Number of crimes	Ratio per 100,000 persons	Number of crimes	Ratio per 100,000 persons	Number of crimes	Ratio per 100,000 persons	Number of crimes	Ratio per 100,000 persons	Number of crimes	Ratio per 100,000 persons	Number of crimes	Ratio per 100,000 persons
Intentional/ non-intentional homicide	4 583	6.81	4 165	6.02	4687	6.59	5 022	6.79	3 759	5	3 792	4.91
Homicide attempted	4 560	6.78	4 468	6.46	1 425	2	5 006	6.77	4 173	5.55	4 182	5.42
Total	9 143	13.6	8 633	12.48	6 112	8.6	10 028	13.56	7 896	10.51	7 974	10.33

Source: CSA, Statistical Abstract 2004-2007.

Number of crimes recorded and persons recorded as offenders

2. In the first three years for which data has been provided, the most frequent crime committed is assault and disabling while rule breaking takes the second place. This continues to be the case for the subsequent three years as can be seen from table 63. The tables below indicate that the total number of crimes has shown an increase from 2001/02-2003/04 while the total number of crimes constantly decreases since 2004/05.

Table 62

Number of crimes and persons recorded as offenders by sex and type of crime per 100,000 persons

Type of crime	2001-2002			2002-2003			2003-2004		
	Number of crimes recorded	Number of offenders		Number of crimes recorded	Number of offenders		Number of crimes recorded	Number of offenders	
		Total F+M	Ratio per 100,000		Total F+M	Ratio per 100,000		Total F+M	Ratio per 100,000
Intentional/non-intentional homicide	4 583	9 086	13.51	4 165	9 572	13.84	4 687	10 018	14.09
Homicide-attempted	4 560	7 207	10.72	4 468	7 007	10.13	1 425	8 038	11.31
Robbery	3 810	7 953	11.83	4 315	8 583	12.41	6 436	10 687	15.03
Theft	25 874	37 408	55.65	31 328	44 213	63.95	35 194	51 836	72.94
Assault & disabling	68 685	109 210	162.46	79 299	119 037	172.2	78 901	119 994	168.84
Embezzlement	7 489	10 034	14.92	7 203	9 731	14.07	8 617	11 317	15.92
Fraud	5 468	7 605	11.31	5 606	8 046	11.63	6 007	8 432	11.86
Rape	2 271	3 380	5.02	2 140	3 121	4.51	2 181	3 427	4.82
Rule breaking	51 667	82 760	123.11	55 253	86 132	124.59	54 275	85 972	120.97
Other crimes	45 132	72 734	108.2	54 041	88 565	128.11	63 378	97 913	137.77
Total	219 539	347 377		247 818	384 007		261 101	407 634	

Source: CSA, Statistical Abstract 2004-05.

Table 63

Number of crimes and persons recorded as offenders by sex and type of crime per 100,000 persons

Type of crime	2004-2005			2005-2006			2006-2007		
	Number of crimes recorded	Number of offenders		Number of crimes recorded	Number of offenders		Number of crimes recorded	Number of offenders	
		Total F+M	Ratio per 100,000		Total F+M	Ratio per 100,000		Total F+M	Ratio per 100,000
Intentional/non intentional homicide	5 022	8 676	11.73	3 759	7 161	9.54	3 792	7 673	10.78
Homicide-attempted	5 006	7 851	10.62	4 173	7 019	9.35	4 182	5 578	7.23
Robbery	5 310	9 461	12.8	5 183	8 565	11.4	2 661	5 976	7.74
Theft	35 019	50 556	68.4	31 725	49 196	65.53	28 364	42 785	55.47
Assault & disabling	66 038	105 707	143.02	55 181	69 379	92.42	55 120	92 497	119.92
Embezzlement	7 011	9 614	13	5 183	7 058	9.4	5 448	7 551	9.79
Fraud	5 185	8 255	11.16	4 598	6 557	8.73	4 435	6 376	8.26
Rape	2 106	3 306	4.47	1 780	2 549	3.39	1 882	2 725	3.53
Rule breaking	52 340	70 243	95.04	41 895	70 427	93.81	46 320	75 765	98.23
Other crimes	48 127	97 023	131.27	49 768	86 410	115.11	45 433	75 010	97.25
Total	231 164	370 692		203 245	314 321		197 637	321 936	

Source: CSA, Statistical Abstract 2006/07.

3. As it can be inferred from tables above, the crime of rape has shown a decline for the last six years. Number of rape crimes recorded has decreased from 2,271 for the year 2001/02 to 1,882 for the year 2006/07.

Prison population

4. The following tables (tables 64-75), give extensive data on the prison population disaggregated by sex and regions. Moreover the first six tables give further information on the types of sentence while the last six tables give data disaggregated by types of crimes committed.

5. Overall the data given in tables 64-69 indicate that most of the prisoners are in custody to serve sentences of four or less years. In some cases, the number of sentenced offenders is less than those whose cases are still pending. Tables 70- 75 show the number of prisoners by type of crimes committed. Total figures show that most of the prison population is in for intentional/non-intentional homicide.

Table 64

Number of prisoners found in regional and central prisons by sex and type of sentence for the year 2001/2002

Region	Sentence of 4 and less years		Sentence of more than 4 years		Lifetime prisoners		Death sentence		Pending cases		Total		Grand total
	M	F	M	F	M	F	M	F	M	F	M	F	
Tigray	1 854	48	731	18	119	1	12	0	1 184	31	3 900	98	3 998
Afar	64	1	37	2	2	0		0	137	10	240	13	253
Amhara	3 270	108	3 019	70	89	1	5	0	6 469	227	12 852	406	13 258
Oromia	8 214	269	5 854	136	246	12	12	1	8 998	352	23 324	770	24 094
Somali	61	2	47	1	4	0	4	0	147	9	263	12	275
Benishangul Gumuz	227	22	296	6	11	0	1	0	614	11	1 149	39	1 188
S.N.N.P.	2 408	88	2 970	90	299	15	11	0	5 660	309	11 348	502	11 850
Gambela	18	0	48	0	2	0	0	0	189	4	254	4	261
Harari	49	6	68	1	8	0	1	0	250	9	376	16	392
Addis Ababa	757	31	626	20	56	2	22	0	2 588	89	40	49	4 191
Dire Dawa	58	1	61	1	12	0	0	0	300	13	431	15	446
Central prison	369	0	808	7	2	0	0	0	657	10	1836	17	1 853
Total	17 349	576	14 565	352	850	31	68	1	27 193	1 074	60 025	2 034	62 059

Source: CSA, Statistical Abstract 2002.

Table 65

Number of prisoners found in regional and central prisons by sex and type of sentence for the year 2002/2003

Region	Sentence of 4 and less years		Sentence of more than 4 years		Lifetime prisoners		Death sentence		Pending cases		Total		Grand total
	M	F	M	F	M	F	M	F	M	F	M	F	
Tigray	2 559	88	901	19	143	0	13	0	1 027	26	4 643	133	4 776
Afar	49	3	38	1	4	1	0	0	159	20	250	25	275
Amhara	4 338	171	3 385	93	72	0	5	0	6 222	224	14 022	486	14 508
Oromiya	9 607	342	5 819	112	264	12	13	1	8 149	324	23 852	791	24 634
Somali	40	0	28	1	4	0	3	0	186	7	261	8	269
Benishangul Gumuz	222	13	313	8	15	0	2	0	790	27	1 342	48	1 390
S.N.N.P.	2 701	89	3 248	95	339	18	11	0	2 949	147	12 189	539	12 728
Gambella	15	0	40	0	3	0	0	0	285	9	343	9	352
Harari	24	1	84	1	16	0	2	0	296	17	422	19	441
Addis Ababa	838	27	530	15	56	0	23	0	2 797	94	4 244	136	4 380
Dire Dawa	79	8	51	4	15	0	0	0	277	18	422	30	452
Central prison	465	0	1 013	6	14	1	1	0	322	2	1 815	8	1 823
Total	20 937	741	15 450	355	945	32	73	1	23 459	915	63 805	2 232	66 037

Source: CSA, Statistical Abstract 2003.

Table 66

Number of prisoners found in regional and central prisons by sex and type of sentence for the year 2003/2004

Region	Sentence of 4 and less years		Sentence of more than 4 years		Lifetime prisoners		Death sentence		Pending cases		Total		Grand total
	M	F	M	F	M	F	M	F	M	F	M	F	
Tigray	2 925	97	1 024	18	174	2	14	0	1 178	36	5 315	153	5 468
Afar	43	4	38	2	6	3	0	0	199	18	286	27	313
Amhara	5 710	196	3 901	107	101	1	5	0	5 758	214	15 475	518	15 993
Oromiya	11 783	297	7 155	148	288	12	11	1	6 649	313	25 886	771	26 657
Somali	50	2	49	2	3	0	4	0	218	12	324	16	340
Benishangul Gumuz	421	33	431	7	29	0	1	0	504	10	1 386	50	1 436
S.N.N.P.	4 474	125	3 555	92	396	15	11	0	6 353	354	14 789	586	15 375
Gambela	23	0	31	0	5	0	0	0	584	14	643	14	657
Harari	113	8	92	3	21	0	2	0	204	14	432	25	457
Addis Ababa	67	3	59	2	16	0	0	0	302	18	444	23	467
Dire Dawa	982	32	581	22	64	1	32	0	3 439	128	5 098	183	5 281
Central prison	428	0	1 357	0	33	0	6	0	145	0	1 969	0	1 969
Total	27 019	797	18 273	403	1 136	34	86	1	25 533	1 131	72 047	2 366	74 413

Source: CSA, Statistical Abstract 2004.

Table 67

Number of prisoners found in regional and central prisons by sex and type of sentence for the year 2004/2005

Region	Sentence of 4 and less years		Sentence of more than 4 years		Lifetime prisoners		Death sentence		Pending cases		Total		Grand total
	M	F	M	F	M	F	M	F	M	F	M	F	
Tigray	2 812	109	1 070	20	239	2	10	0	1 601	44	5 732	175	5 907
Afar	22	4	62	1	7	2	1	0	293	9	385	16	401
Amhara	6 563	223	7 434	109	126	0	3	0	4 238	173	18 364	505	18 869
Oromia	7 825	137	11 567	377	303	14	14	1	4 939	236	24 648	765	25 413
Somali	724	54	781	25	47	0	51	0	2 358	77	3 961	156	4 117
Benishangul Gumuz	516	8	423	29	28	0	1	0	459	5	1 427	42	1 469
S.N.N.P.	5 454	161	4 677	126	482	18	10	0	5 179	204	15 802	509	16 311
Gambella	39	0	34	1	5	0	0	0	596	18	674	19	693
Harari	44	9	103	2	21	0	4	0	294	11	466	22	488
Addis Ababa	1 181	10	412	14	96	1	29	1	3 124	107	4 842	133	4 975
Dire Dawa	97	8	58	2	18	0	0	0	289	6	462	16	478
Central prison	240	0	1 056	0	35	0	7	0	260	0	1 598	0	1 598
Total	25 517	723	27 677	706	1 407	37	130	2	23 630	890	78 361	2 358	80 719

Source: CSA, Statistical Abstract 2005.

Table 68

Number of prisoners found in regional and central prisons by sex and type of sentence for the year 2005/2006

Region	Sentence of 4 and less years		Sentence of more than 4 years		Lifetime prisoners		Death sentence		Pending cases		Total		Grand total
	M	F	M	F	M	F	M	F	M	F	M	F	
Tigray	3 593	1	259	19	259	3	6	0	1 157	40	5 278	63	5 337
Afar	22	4	62	1	7	2	1	0	293	9	385	16	401
Amhara	4 950	142	5 275	113	136	2	2	0	4 555	152	14 918	409	15 327
Oromiya	9 379	289	8 480	147	346	16	17	1	5 398	202	23 620	655	24 275
Somali	810	40	723	24	55	0	35	0	1 703	87	3 326	151	3 477
Benishangul Gumuz	259	9	496	4	35	0	1	0	535	8	1 326	21	1 347
S.N.N.P.	5 137	185	5 590	123	489	18	15	0	3 055	136	14 286	462	14 748
Gambela	35	0	33	0	5	0	0	0	423	12	496	12	508
Harari	51	4	87	2	19	0	6	0	287	32	450	38	488
Addis Ababa	526	30	160	23	47	2	30	1	2 805	85	3 568	141	3 709
Dire Dawa	149	8	132	7	27	1	1	0	150	10	459	26	485
Central prison	412	0	1 555	0	73	0	10	0	59	0	2 109	0	2 109
Total	25 323	712	22 852	463	1 498	44	124	2	20 420	773	70 217	1 994	72 211

Source: CSA, Statistical Abstract 2006.

Table 69

Number of prisoners found in regional and central prisons by sex and type of sentence for the year 2006/2007

Region	Sentence of 4 and less years		Sentence of more than 4 years		Lifetime prisoners		Death sentence		Pending cases		Total		Grand total
	Male	Female	Male	Female	Male	Female	Male	Female	Male	Female	Male	Female	
Tigray	4 734	169	1 389	28	289	1	5	0	1 301	35	7 718	233	7 951
Afar	55	0	49	1	5	1	0	0	99	2	208	4	212
Amhara	5 733	136	5 390	115	146	1	2	0	4 706	158	15 977	410	16 387
Oromiya	11 222	296	9 297	259	351	16	22	1	5 377	226	26 269	798	27 067
Somali	536	0	527	16	58	0	36	0	2 559	108	3 716	124	3 840
Benishangul Gumuz	692	30	748	6	45	0	0	0	193	8	1 678	44	1 722
S.N.N.P.	6 136	297	5 392	106	482	14	15	0	3 303	180	15 328	597	15 925
Gambella	19	0	64	1	0	0	0	0	212	9	295	10	305
Harari	67	3	92	1	16	0	7	0	255	30	437	34	471
Federal prisons Adm.	1 284	54	1 811	30	202	3	29	1	2 836	116	6162	204	6 366
Total	30 478	985	24 759	563	1 594	36	116	2	20 841	872	77 788	2 458	80 246

Source: CSA, Statistical Abstract 2007.

Table 70

Number of prisoners found in regional and central prisons by crime committed and sex: 2001/2002

Region	Type of crime committed																							
	Homicide non-intentional		Homicide attempt		Robbery		Theft		Assault		Disabling		Embezzlement		Fraud		Rape		Rule breaking		Other crimes		Total	
	M	F	M	F	M	F	M	F	M	F	M	F	M	F	M	F	M	F	M	F	M	F	M	F
Tigray	658	18	122	-	44	-	1 192	26	563	18	78	1	110	5	66	3	140	1	167	4	760	22	3 900	98
Afar	81	7	14	-	6	-	70	-	11	-	6	-	4	2	4	-	4	1	-	-	40	4	240	13
Amhara	5 827	184	780	12	433	1	2 160	56	481	16	369	17	211	9	179	4	87	-	82	-	2243	129	12 852	429
Oromia	8 222	332	913	42	1 694	17	2 849	61	1 043	38	732	29	485	22	172	4	402	-	239	-	6573	195	23 324	740
Somali	54	1	6	-	-	-	70	-	12	-	7	1	9	-	12	1	2	-	20	-	71	8	263	11
Ben-Gumuz	548	9	48	3	-	-	106	1	9	-	35	2	32	2	7	-	-	-	-	-	364	22	1 149	39
S.N.N.P.	3 878	226	1 004	31	589	8	1 301	35	568	15	446	15	215	5	46	2	278	1	36	-	2987	164	11 348	502
Gambella	81	3	21	-	19	-	33	-	3	-	6	-	34	1	1	-	2	-	-	-	57	-	257	4
Harari	113	-	7	-	2	-	49	1	10	1	18	3	14	2	12	1	-	-	-	-	151	10	376	18
Addis A. City	1 037	40	148	11	90	1	700	37	40	2	230	9	60	2	96	6	82	-	2	-	1564	40	4 049	148
Dire Dawa	115	7	30	1	30	-	60	-	20	2	30	-	-	-	-	-	10	-	5	-	131	5	431	15
Central prison	373	-	42	-	25	-	219	-	35	-	41	-	11	-	1	-	35	-	-	-	1054	17	1 836	17
Total	20 987	827	3 135	100	2 932	27	8 809	217	2 795	92	1 998	77	1 185	50	596	21	1 042	3	551	4	15 995	616	60 025	2 034

Source: CSA, Statistical Abstract 2002.

Table 71

Number of prisoners found in regional and central prisons by crime committed and sex: 2002/2003

Region	Type of crime committed																							
	Homicide non-intentional		Homicide attempt		Robbery		Theft		Assault		Disabling		Embezzlement		Fraud		Rape		Rule breaking		Other crimes		Total	
	M	F	M	F	M	F	M	F	M	F	M	F	M	F	M	F	M	F	M	F	M	F	M	F
Tigray	782	24	143	3	40	0	1 376	37	926	27	62	1	117	13	77	3	163	0	0	0	957	25	4 643	133
Afar	76	7	12	0	50	0	71	2	0	0	7	2	10	3	3	0	4	0	0	0	62	11	250	25
Amhara	6 104	214	646	13	511	6	2 195	66	733	22	694	30	186	20	140	5	88	0	81	5	2 644	105	14 022	486
Oromia	8 550	314	1 037	34	1 516	8	3 311	83	1 656	57	926	28	435	20	187	1	479	1	251	18	5 504	227	23 852	791
Somali	66	2	3	0	0	0	42	0	7	1	6	0	50	1	6	1	4	0	10	0	67	3	261	8
Ben-Gumuz	596	8	49	1	52	0	121	2	30	3	32	0	28	0	7	0	23	0	0	0	394	34	1 342	48
S.N.N.P.	4 382	251	1 026	32	785	3	1 428	39	489	24	481	11	226	7	41	0	250	1	37	3	3 044	168	12 189	539
Gambella	98	4	16	1	28	0	56	1	10	0	4	0	30	0	2	0	2	0	0	0	97	3	343	9
Harari	117	0	15	1	2	0	91	8	14	0	20	0	18	3	4	0	0	0	0	0	141	7	422	19
Addis A. City	964	47	156	12	66	1	957	23	33	3	255	0	56	0	105	6	83	1	0	0	1 569	43	4 244	136
Dire Dawa	115	10	20	2	12	0	50	1	20	2	35	4	0	0	0	0	3	0	0	0	167	11	422	30
Central prison	430	0	67	0	31	0	321	0	44	0	64	0	19	0	7	0	71	0	0	0	761	8	1 815	8
Total	22 280	881	3 190	99	3 048	18	10 019	262	3 962	139	2 586	76	1 175	67	579	16	1 170	3	379	26	15 407	645	63 805	2 232

Source: CSA, Statistical Abstract 2003.

Table 72

Number of prisoners found in regional and central prisons by crime committed and sex: 2003/2004

Region	Type of crime committed																							
	Homicide (non-intentional)		Homicide attempt		Robbery		Theft		Assault		Disabling		Embezzlement		Fraud		Rape		Rule breaking		Other crimes		Total	
	M	F	M	F	M	F	M	F	M	F	M	F	M	F	M	F	M	F	M	F	M	F	M	F
Tigray	831	17	179	1	0	0	1 386	35	1 216	34	84	4	0	0	0	0	177	0	233	8	1 209	54	5 315	153
Afar	83	4	3	0	6	0	71	0	19	1	2	0	10	0	6	0	6	2	0	0	70	20	286	27
Amhara	6 176	204	646	14	546	4	2 450	93	864	24	990	15	232	22	178	15	124	0	74	5	2 963	100	15 475	518
Oromia	8 646	323	1 132	32	1 388	8	3 615	64	1 999	43	1 395	69	504	15	212	0	602	1	563	18	5 326	183	25 886	771
Somali	53	2	10	0	0	0	53	3	10	2	5	1	10	2	5	0	0	0	3	0	165	4	324	16
Ben-Gumuz	573	11	99	1	66	1	169	1	19	0	78	6	34	2	20	0	44	0	0	0	250	26	1 386	50
S.N.N.P.	4 383	222	937	32	768	2	2 238	40	1 023	23	605	21	301	8	87	2	310	0	39	2	3 797	226	14 789	586
Gambella	117	5	21	1	37	0	87	1	13	0	10	0	25	0	3	0	2	0	0	0	91	4	431	11
Harari	114	2	22	1	150	0	94	3	11	1	28	2	0	0	5	0	0	0	0	0	158	16	432	25
Addis Ababa	115	7	20	0	15	0	90	0	15	3	25	5	0	0	0	0	5	0	0	0	159	8	444	23
Dire Dawa	1 025	46	190	14	42	1	1 194	35	20	4	323	13	48	2	129	4	79	0	0	0	2 000	61	5 098	182
Central prison	519	0	91	0	38	0	304	0	54	0	53	0	25	0	9	0	67		0	0	784	0	1 969	0
Total	22 635	843	3 350	96	2 906	16	11 751	275	5 263	135	3 598	136	1 189	51	654	21	1 416	3	33	33	16 972	702	71 835	2 363

Source: CSA, Statistical Abstract 2004.

Table 73

Number of prisoners found in regional and central prisons by crime committed and sex: 2004/2005

Region	Type of crime committed																							
	Homicide non-intentional		Homicide attempt		Robbery		Theft		Assault		Disabling		Embezzlement		Fraud		Rape		Rule breaking		Other crimes		Total	
	M	F	M	F	M	F	M	F	M	F	M	F	M	F	M	F	M	F	M	F	M	F	M	F
Tigray	927	28	235	3	165	0	1 464	29	1 229	45	86	2	0	0	0	0	206	0	0	0	1 420	68	5 732	175
Afar	128	5	9	0	16	0	80	2	9	1	0	0	25	3	6	0	10	1	0	0	102	4	385	16
Amhara	6 059	199	812	5	443	0	2 181	73	797	31	1 190	38	270	22	225	8	172	2	157	3	6 058	124	18 364	505
Oromia	8 438	264	1 152	32	1 222	7	3 230	63	1 718	92	1 389	61	471	13	229	2	492	0	385	15	5 922	216	24 648	765
Somali	795	18	145	3	0	0	773	39	137	19	84	8	88	26	75	5	29	0	48	2	1 787	36	3 961	156
Ben-Gumuz	603	13	89	2	22	0	146	1	30	0	79	2	16	0	11	0	51	0	0	0	380	24	1 427	42
S.N.N.P.	4 587	206	1 250	30	747	7	1 932	38	1 259	25	572	15	172	4	61	3	292	3	28	0	4 902	178	15 802	509
Gambella	212	16	53	0	71	0	115	0	17	0	15	0	25	0	6	0	2	0	5	0	153	3	674	19
Harari	128	2	22	0	0	0	81	5	23	0	13	4	19	2	3	0	0	0	0	0	177	9	466	22
Addis A. City	1 097	47	189	9	32	0	794	2	1	0	220	6	51	3	90	4	77	1	0	0	2 291	61	4 842	133
Dire Dawa	105	6	35	0	20	0	40	0	15	2	40	2	0	0	0	0	5	0	0	0	202	8	462	18
Central prison	374	0	65	0	18	0	154	0	21	0	42	0	15	0	1	0	0	0	0	0	908	0	1 598	0
Total	23 453	804	4 056	84	2 756	14	10 990	252	5 256	215	3 730	138	1 152	73	707	22	1 336	7	623	20	24 302	731	78 361	2 360

Source: CSA, Statistical Abstract 2005.

Table 74

Number of prisoners found in regional and central prisons by crime committed and sex: 2005/2006

Region	Type of crime committed																									
	Homicide non-intentional/intentional		Homicide attempt		Robbery		Theft		Assault		Disabling		Embezzlement		Fraud		Rape		Rule breaking		Other crimes		Total			
	M	F	M	F	M	F	M	F	M	F	M	F	M	F	M	F	M	F	M	F	M	F	M	F	M	F
Tigray	1 075	34	207	2	197	0	1 422	42	1431	65	120	3	110	7	34	3	216	2	247	5	1 055	40	6 114	203		
Afar	128	5	9	0	16	0	80	2	9	1	0	0	25	3	6	0	10	1	0	0	102	4	385	16		
Amhara	6 059	199	812	5	443	0	2 181	73	797	31	1 190	38	270	22	225	8	172	2	157	3	2 612	28	14 918	409		
Oromia	8 852	251	1 042	37	1 055	10	2 864	55	1 640	64	1 186	33	407	12	200	1	530	0	269	12	5 575	180	23 620	655		
Somali	785	7	259	2	0	0	600	45	135	17	287	16	71	10	73	7	38	0	64	2	1 014	0	3 326	106		
Ben-Gumuz	603	13	89	2	22	0	146	1	30	0	79	2	16	0	11	0	51	0	0	0	279	3	1 326	21		
S.N.N.P.	4 788	164	1 552	47	479	9	1 730	30	551	20	742	31	136	5	60	5	372	3	24	1	3 852	144	14 286	459		
Gambella	218	13	22	0	63	0	57	0	19	0	10	0	6	0	4	0	0	0	0	0	96	0	495	13		
Harari	135	4	14	0	0	0	82	4	21	3	18	1	21	1	2	0	0	0	0	0	157	25	450	38		
Addis A. City	1 097	47	189	9	32	0	794	2	1	0	220	6	51	3	90	4	77	1	0	0	1 017	69	3 568	141		
Dire Dawa	135	4	40	2	10	0	77	8	40	3	24	0	0	0	0	0	1	0	0	0	132	9	459	26		
Central prison	374	0	65	0	18	0	154	0	21	0	42	0	15	0	1	0	85	0	0	0	1 334	0	2 109	0		
Total	24 249	741	4 300	106	2 335	19	10 187	262	4 695	204	3 918	130	1 128	63	706	28	1 552	9	761	23	17 225	502	71 056	2 087		

Source: CSA, Statistical Abstract 2006.

Table 75

Number of prisoners found in federal and regional prisons by crime committed and sex: 2006/2007

Region	Type of crime committed																							
	Intentional/ non-intentional homicide		Homicide - attempted		Robbery		Theft		Assault		Disabling		Embezzlement		Fraud		Rape		Rule breaking		Other crimes		Total	
	M	F	M	F	M	F	M	F	M	F	M	F	M	F	M	F	M	F	M	F	M	F	M	F
Tigray	995	32	266	2	207	0	1 755	37	1 801	71	174	9	0	0	0	0	361	3	0	0	2 159	79	7 718	233
Afar	64	3	8	0	0	0	39	1	10	0	8	0	17	0	2	0	2	0	11	0	47	0	208	4
Amhara	6 143	172	861	7	410	3	2 226	49	890	26	1 196	40	210	9	163	4	106	1	55	0	3 377	99	15 637	410
Oromia	9 235	295	1 139	36	1 156	5	3 495	61	1 482	63	1 121	37	269	8	159	0	494	1	599	43	7 460	240	26 609	789
Somali	536	0	194	4	0	0	678	43	235	37	149	8	101	16	106	9	52	0	97	7	1 568	0	3 716	124
Ben-Gumuz	683	10	105	2	69	0	212	8	13	0	80	7	18	0	3	0	145	1	0	0	350	16	1 678	44
S.N.N.P.	3 944	182	1 401	53	569	6	2 498	40	708	29	842	54	158	7	131	1	253	1	87	17	4 737	207	15 328	597
Gambella	126	8	12	0	13	0	91	2	7	0	14	0	11	0	9	0	0	0	0	0	12	0	295	10
Harari	121	6	10	3	3	0	80	7	0	0	39	6	5	2	31	1	0	0	0	0	148	9	437	34
Federal prisons adm.	1 435	42	217	11	47	1	941	32	29	2	186	14	132	11	62	1	114	0	0	0	2 999	90	6 162	204
Total	23 282	750	4 213	118	2 474	15	12 015	280	5 175	228	3 809	175	921	53	666	16	1 527	7	849	67	22 857	740	77 788	2 449

Source: CSA, Statistical Abstract 2007.

Number of prosecutors and judges

6. The tables below provide six-year data for the number of prosecutors and judges found per 100,000 persons throughout the country disaggregated by sex and main population groups. At national level the number of prosecutors and judges serving 100,000 persons keeps increasing during the last six years.

Table 76
Number of prosecutors (per 100,000 persons) serving at federal and regional levels by sex: 2001/2002-2003/2004

Region	2001/2002			2002/2003			2003/2004		
	Male	Female	Total	Male	Female	Total	Male	Female	Total
Tigray	3.4	1.0	4.4	3.5	1.07	4.6	3.64	1.06	4.7
Afar	2.0	.4	2.5	2.1	0.46	2.6	2.18	0.37	2.5
Amhara	2.3	.6	2.9	2.37	0.7	3.1	2.67	0.95	3.63
Oromia	1.3	.07	1.37	1.7	0.17	1.9	1.78	0.17	1.95
Somali	2.2	.05	2.3	3.47	0.025	3.49	3.67	0.024	3.69
Ben-Gumuz	.7	0	.7	0.68	0	0.68	7.23	2.35	9.5
S.N.N.P.	0	0	0	1.44	0.13	1.57	1.25	0.28	1.54
Gambella	5.4	0	5.4	5.26	0	5.26	5.55	0	5.55
Harari	10.4	1.74	12.2	10.1	1.68	11.79	9.7	1.62	11.35
Addis Ababa	-	-	-	0.77	0.14	0.9	0.71	0.25	0.96
Dire Dawa	.8	0	.8	0.8	0	0.8	-	-	-
Anti-corruption prosecution	0.46	0	0.4	0.77	0	0.77	0.44	0.06	0.5
Special prosecution	-	-	-	-	-	-	-	-	-
Federal prosecution	4.18	0.8	4.98	4.63	0.9	5.54	4.4	0.85	5.25
Total	1.60	0.30	2.00	2.28	0.39	2.67	2.37	0.5	2.88

Source: CSA, Statistical Abstract 2004.

Table 77
Number of prosecutors (per 100,000 persons) serving at federal and regional levels by sex: 2004/2005-2006/2007

Region	2004/2005*			2005/2006			2006/2007		
	Male	Female	Total	Male	Female	Total	Male	Female	Total
Tigray	3.69	1.136	4.83	3.76	1.03	4.79	3.6	1	4.6
Afar	2.13	0.36	2.5	0.21	0	0.21	0.2	0	0.2
Amhara	2.6	0.94	3.55	2.9	0.95	3.85	3.2	0.59	3.79
Oromia	2.2	0.27	2.478	2.29	0.38	2.68	2.15	0.3	2.46
Somali	3.6	0.02	3.62	3.95	0.02	3.97	8.1	0.13	8.2
Ben-Gumuz	5.7	2.13	7.86	8.64	2.56	11.2	7.8	2.5	10.3
S.N.N.P.	1.57	0.0069	1.58	2.4	0.3	2.71	2.2	0.3	2.6
Gambella	1.35	0	1.35	8.9	0.4	9.31	14.2	0.4	14.6
Harari	8.9	1.57	10.52	8.16	3.06	11.2	12.3	2.4	14.7
Addis Ababa	0.69	0.24	0.93	0.43	0.23	0.67	0.49	0.2	0.7
Dire Dawa	1.3	0	1.3	1.25	0	1.25	1.2	0	1.2
Anti-corruption	0.51	0.09	0.6	0.47	0.05	0.53	0.46	0.02	0.48

Region	2004/2005*			2005/2006			2006/2007		
	Male	Female	Total	Male	Female	Total	Male	Female	Total
prosecution									
Special prosecution	NA	NA	NA	NA	NA	NA	NA	NA	NA
Federal prosecution	4.34	0.79	5.13	4.18	1	5.19	4.46	1.15	5.61
Total	2.53	0.47	3.01	2.83	0.59	3.42	3.11	0.47	3.59

Source: CSA, Statistical Abstract 2007.

* The number of prosecutors of 2004/2005 for Afar and Addis Ababa regions refers to that of 2003/04.

Table 78

Number of judges (per 100,000 persons) serving at federal and regional courts by sex and region: 2001/2002-2003/2004

Region	2001/2002			2002/2003			2003/2004		
	Male	Female	Total	Male	Female	Total	Male	Female	Total
Tigray	4.4	0.8	5.3	3.96	0.74	4.7	3.64	0.63	4.27
Afar	2.2	0.4	2.7	3.45	0.53	3.99	3.38	0.6	3.9
Amhara	1.9	0.38	2.3	2.64	0.81	3.45	2.7	1.04	3.78
Oromia	1.68	0.09	1.78	2.25	0.24	2.49	2.6	0.18	2.84
Somali	2.66	0.05	2.7	3.07	0.04	3.12	3.79	0.14	3.9
Ben-Gumuz	8.49	0.8	9.3	8.27	2.9	11.2	7.2	2.6	9.9
S.N.N.P.	2.04	0.04	2.09	2.18	0.05	2.24	2.1	0.07	2.19
Gambella	13.96	0.45	14.4	11.8	0.43	12.2	15.8	0.42	16.23
Harari	9.8	0.58	10.46	10.67	0.5	11.23	11.8	1.08	12.97
Addis Ababa	0.79	0.03	0.83	0.95	0.11	1.06	0.9	0.141	1.06
Dire Dawa	0.5	0.29	0.87	0.56	0.28	0.84	0.5	0.2	0.8
Federal courts	2.14	0.63	2.77	4.86	1.65	6.52	4.5	1.88	6.39
Total	2.22	0.24	2.46	2.77	0.46	3.23	2.93	0.52	3.45

Source: CSA, Statistical Abstract 2004.

Table 79

Number of judges (per 100,000 persons) serving at federal and regional level courts by sex and region: 2004/2005-2006/2007

Region	2004/2005			2005/2006			2007/2008		
	Male	Female	Total	Male	Female	Total	Male	Female	Total
Tigray	3.7	0.7	4.4	3.69	0.7	4.4	3.6	0.69	4.3
Afar	3.3	0.5	3.8	3.09	0.57	3.67	3.03	0.56	3.59
Amhara	2.4	0.9	3.4	2.89	0.89	3.79	2.9	0.9	3.8
Oromia	2.7	0.17	2.8	2.98	0.2	3.18	3.04	0.2	3.25
Somali	3.9	0.14	4.1	3.85	0.14	3.99	3.75	0.13	3.89
Ben-Gumuz	7	2.6	9.6	7.68	2.56	10.2	7.5	2.5	10.0
S.N.N.P.	2.6	0.1	2.7	2.5	0.13	2.64	2.44	0.12	2.57
Gambella	2.7	0.09	2.8	16.19	0.4	16.59	15.8	1.18	16.9
Harari	10.5	1.05	11.5	10.2	1.02	11.22	7.38	1.97	9.3
Addis Ababa	0.8	0.13	1.0	0.8	0.2	1.04	0.75	0.2	0.98
Dire Dawa	1.8	0	1.8	1.75	0	1.75	1.69	0	1.69

Region	2004/2005			2005/2006			2007/2008		
	Male	Female	Total	Male	Female	Total	Male	Female	Total
Federal 1st Instance Court	0.88	0.51	1.4	1.03	0.5	1.54	1.09	0.51	1.61
Federal High Court	0.91	0.27	1.19	0.86	0.29	1.15	0.92	0.28	1.21
Federal Supreme Court	0.3	0.15	0.45	0.32	0.11	0.44	0.46	0.08	0.54
Total	2.83	0.47	3.31	3.07	0.46	3.53	3.06	0.46	3.53

Source: CSA, Statistical Abstract 2007.

Incidence of death in custody

Table 80

Incidence of death in custody

Region	2000/03		2003/04		2004/05		2005/06		2006/07		2007/08 (half year)		Total (2002/07)	
	M	F	M	F	M	F	M	F	M	F	M	F	M	F
Tigray	-	-	27	-	24	-	20	-	27	1	-	-	98	1
Afar	-	-	-	-	0	0	0	0	0	0	0	0	0	0
Amhara	-	-	-	-	-	-	-	-	-	-	33	-	-	-
SNNP	-	-	-	-	-	-	-	-	-	-	2	2	-	-
Gambela	-	-	-	-	-	-	-	-	-	-	-	-	27	-
Harari	4	-	3	-	7	-	3	-	1	-	-	-	18	-

Source: Regional Prison Administration, April 2008.

7. The data was gathered from different detention centres throughout the country and still information from some Regions is lacking. Moreover, except for Tigray and Harari regions, data is not available on a yearly basis.

Average backlog of cases per judge at different levels of the judicial system

Table 81

Backlog of cases at federal courts for 1997 to 2008

Courts	Number of cases	Cases disposed	Congestion	Backlog
Federal Supreme Court	36 473	34 193	1.07	0.07
Federal High Court	67 764	59 053	1.15	0.15
First Instance Court	354 125	304 866	1.16	0.16

Source: Federal Courts, March 2008.

- Number of cases refers to cases transferred from previous years, new cases opened, and cases reopened
- Congestion refers to the ratio of cases before courts to that of cases disposed
- Backlog refers to the ratio of cases undecided for each case disposed

Table 82**Backlog of cases at regional courts**

Regional States	2002/03		2003/04		2004/05		2005/06		2006/07	
	Congestion	Backlog	Congestion	Backlog	Congestion	Backlog	Congestion	Backlog	Congestion	Backlog
Amhara	1.32	0.32	1.23	1.23	1.11	0.11	1.13	0.13	1.10	0.10
Afar*	1.12	0.12	1.12	0.12	1.12	0.12	1.12	0.12	1.12	0.12
Ben-Gumuz**	1.79	0.79	1.54	0.54	1.53	0.53	1.53	0.53	1.05	0.05
Gambela	-	-	-	-	-	-	-	-	1.36	0.36
Harari***	-	-	-	-	-	-	-	-	-	-
Oromia	1.45	1.45	1.23	0.23	1.20	0.20	1.28	0.28	1.26	0.26
SNNPR	-	-	-	-	-	-	-	-	1.28	0.28
Somali	-	-	-	-	-	-	-	-	-	-
Tigray	-	-	-	-	-	-	-	-	1.08	0.08

Source: Regional Supreme Courts, April 2008.

* *The data represent for the last ten years and indicate the situation in the Region's Supreme Court. In this region, customary laws are widespread and only few cases are brought to ordinary courts.*

** *The data represent that of the Supreme Court of the Region.*

*** *Presently the ratio of judge to cases in the Region is one-to-10, 555.*

Public expenditure for justice and security

8. The budget allocated for justice and public order by the Federal Government goes to government organs functioning in the justice and security sector including ministry of justice, federal courts found at every level, federal police commission, federal prison administration, justice and legal research institution, security immigration and refugee affairs authority and others.

Table 83**Share of public expenditure on police/security and judiciary**

Fiscal year	Federal government budget	Expenditure for justice and public security	Share in percentage
2001/2002	15 012 950 900	231 636 800	1.54 per cent
2002/2003	17 241 600 000	248 146,700	1.44 per cent
2003/2004	19 260 211 028	248 766 000	1.29 per cent
2004/2005	22 070 039 690	367 453 600	1.66 per cent
2005/2006	30 043 634 044	387 471 300	1.289 per cent
2006/2007	35 444 658 999	587 267 100	1.65 per cent
2007/2008	43 947 669 337	773 083 800	1.76 per cent

Source: HPR, May 2008.

Annex 5

Legal framework

1. International and regional human rights instruments ratified or acceded to by Ethiopia

Table 84

Main international human rights conventions to which Ethiopia is a party

No.	Name of the Instrument	Party since
1.	International Covenant on Economic, Social and Cultural Rights (ICESCR), 1966	11 June 1993
2.	International Covenant on Civil and Political Rights (ICCPR), 1966	11 June 1993
3.	International Convention on the Elimination of All Forms of Racial Discrimination, (ICERD), 1965	23 June 1976
4.	Convention on the Elimination of All Forms of Discrimination against Women (CEDAW), 1979	8 July 1980
5.	Convention against Torture and Other Cruel, Inhuman or Degrading Treatment or Punishment (CAT), 1984	14 March 1994
6.	Convention on the Rights of the Child (CRC), 1989	14 May 1991

Table 85

Other United Nations human rights and related conventions

No.	Name of the Instrument	Party since
1.	Convention on the Prevention and Punishment of the Crime of Genocide, 1948	1 July 1949
2.	Slavery Convention, 1926 as amended 1955	21 Jan. 1969
3.	Convention for the Suppression of the Traffic in Persons and of the Exploitation of the Prostitution of Others, 1949	10 Sep. 1981
4.	Convention relating to the Status of Refugees, 1951, and its 1967 Protocol	10 Nov. 1969
5.	United Nations Convention against Transnational Organized Crime, 2000, and its Protocols against the smuggling of migrants by land, sea and air, and to prevent, suppress and punish trafficking in persons, especially women and children	23 July 2007

Table 86

Conventions of the International Labour Organization

No.	Name of the Instrument	Party since
1.	Weekly Rest (Industry) Convention, 1921 (No. 14)	28 Jan. 1991
2.	Forced or Compulsory Labour Convention, 1930 (No. 29)	2 Sep. 2003
3.	Freedom of Association and Protection of the Right to Organise Convention, 1948 (No. 87)	4 June 1963
4.	Right to Organize and Collective Bargaining Convention, 1949 (No. 98)	4 June 1963

No.	Name of the Instrument	Party since
5.	Equal Remuneration Convention 1951 (No. 100)	24 March 1999
6.	Abolition of Forced Labour Convention, 1957 (No. 105)	24 March 1999
7.	Weekly Rest (Commerce and Offices) Convention, 1957 (No. 106)	28 Jan. 1991
8.	Discrimination (Employment and Occupation) Convention, 1958 (No. 111)	11 June 1966
9.	Minimum Age Convention, 1973 (No. 138)	27 May 1999
10.	Occupational Safety and Health Convention, 1981 (No. 155)	28 Jan. 1991
11.	Equal Opportunities and Equal Treatment for Men and Women Workers: Workers with Family Responsibilities Convention, 1981 (No. 156)	28 Jan. 1991
12.	Worst Forms of Child Labour Convention, 1999 (No. 182)	2 Sep. 2003

Table 87**Geneva Conventions and other treaties on international humanitarian law**

No.	Name of the Instrument	Party since
1.	Geneva Convention (I) for the Amelioration of the Condition of the Wounded and Sick in Armed Forces in the Field, 1949	2 Oct. 1969
2.	Geneva Convention (II) for the Amelioration of the Condition of Wounded, Sick and Shipwrecked Members of Armed Forces at Sea, 1949	2 Oct. 1969
3.	Geneva Convention (III) relative to the Treatment of Prisoners of War, 1949	2 Oct. 1969
4.	Geneva Convention (IV) relative to the Protection of Civilian Persons in Time of War, 1949	2 Oct. 1969
5.	Protocol Additional to the Geneva Conventions of 12 August 1949, and relating to the Protection of Victims of International Armed Conflicts (Protocol I)	8 April 1994
6.	Protocol Additional to the Geneva Conventions of 12 August 1949, and relating to the Protection of Victims of Non-International Armed Conflicts (Protocol II), 1977	8 April 1994
7.	Ottawa Convention on the Prohibition of the Use, Stockpiling, Production and Transfer of Anti-Personnel Mines and On Their Destruction, 1997	17 Dec. 2004

Table 88**Regional human rights conventions**

No.	Name of the Instrument	Party since
1.	The African Charter on Human and Peoples Rights, June 1981	15 June 1998
2.	African Charter on the Rights and Welfare of the Child, 11 July 1990	2 Oct. 2002
3.	OUA Convention Governing the Specific Aspects of Refugee Problems in Africa, 10 September 1969	15 Oct. 1973

2. The Constitution of the Federal Democratic Republic of Ethiopia

Selected articles of the Constitution

Preamble

We, the Nations, Nationalities and Peoples of Ethiopia:

Strongly committed, in full and free exercise of our right to self-determination, to building a political community founded on the rule of law and capable of ensuring a lasting peace, guaranteeing a democratic order, and advancing our economic and social development;

Firmly convinced that the fulfillment of this objective requires full respect of individual and people's fundamental freedoms and rights, to live together on the basis of equality and without any sexual, religious or cultural discrimination;

Further convinced that by continuing to live with our rich and proud cultural legacies in territories we have long inhabited, have, through continuous interaction on various levels and forms of life, built up common interest and have also contributed to the emergence of a common outlook;

Fully cognizant that our common destiny can best be served by rectifying historically unjust relationships and by further promoting our shared interests;

Convinced that to live as one economic community is necessary in order to create sustainable and mutually supportive conditions for ensuring respect for our rights and freedoms and for the collective promotion of our interests;

Determined to consolidate, as a lasting legacy, the peace and the prospect of a democratic order, which our struggles and sacrifices have brought about;

Have therefore adopted, on 8 December 1994 this constitution through representatives we have duly elected for this purpose as an instrument that binds us in a mutual commitment to fulfill the objectives and the principles set forth above.

Chapter One

GENERAL PROVISIONS

Article 1

Nomenclature of the State

This Constitution establishes a Federal and Democratic State structure. Accordingly, the Ethiopian State shall be known as the Federal Democratic Republic of Ethiopia.

Article 5

Languages

1. All Ethiopian languages shall enjoy equal state recognition.
2. Amharic shall be the working language of the Federal Government.
3. Members of the Federation may by law determine their respective working languages.

Article 6

Nationality

1. Any person of either sex shall be an Ethiopian national where both or either parent is Ethiopian.
2. Foreign nationals may acquire Ethiopian nationality.
3. Particulars relating to nationality shall be determined by law.

Article 7

Gender reference

Provisions of this Constitution set out in the masculine gender shall also apply to the feminine gender.

Chapter Two

FUNDAMENTAL PRINCIPLES OF THE CONSTITUTION

Article 8

Sovereignty of the people

1. All sovereign power resides in the nations, nationalities and peoples of Ethiopia.
2. This Constitution is an expression of their sovereignty.
3. Their sovereignty shall be expressed through their representatives elected in accordance with this Constitution and through their direct democratic participation.

Article 9

Supremacy of the Constitution

1. The Constitution is the supreme law of the land. Any law, customary practice or a decision of an organ of state or a public official that contravenes this Constitution shall be of no effect.
2. All citizens, organs of state, political organizations, other associations as well as their officials have the duty to ensure observance of the Constitution and obey it.
3. It is prohibited to assume state power in any manner other than that provided under the Constitution.
4. All international agreements ratified by Ethiopia are an integral part of the law of the land.

Article 10

Human and democratic rights

1. Human rights and freedoms, emanating from the nature of mankind are inalienable and inviolable.
2. Human and democratic rights of citizens and peoples shall be respected.

Article 11

Separation of State and religion

1. State and religion are separate.
2. There shall be no state religion.
3. The State shall not interfere in religious affairs and religion shall not interfere in state affairs.

Article 12

Conduct and accountability of Government

1. The conduct of affairs of government shall be transparent.
2. Any public official or an elected representative is accountable for any failure in official duties.
3. In case of loss of confidence, the people may recall an elected representative. The particulars of recall shall be determined by law.

Chapter Three

FUNDAMENTAL RIGHTS AND FREEDOMS

Article 13

Scope of application and interpretation

1. All federal and State legislative, executive and judicial organs at all levels shall have the responsibility and duty to respect and enforce the provisions of this Chapter.
2. The fundamental rights and freedoms specified in this Chapter shall be interpreted in a manner conforming to the principles of the Universal Declaration of Human Rights, International Covenants on Human Rights and international instruments adopted by Ethiopia.

PART ONE

Human rights

Article 14

Rights to life, the security of person and liberty

Every person has the inviolable and inalienable right to life, the security of person and liberty.

Article 15

Right to life

Every person has the right to life. No person may be deprived of his life except as a punishment for a serious criminal offence determined by law.

Article 16

The right of the security of person

Everyone has the right to protection against bodily harm.

Article 17

Right to liberty

1. No one shall be deprived of his or her liberty except on such grounds and in accordance with such procedures as are established by law.
2. No person may be subjected to arbitrary arrest, and no person may be detained without a charge or conviction against him.

Article 18

Prohibition against inhuman treatment

1. Everyone has the right to protection against cruel, inhuman or degrading treatment or punishment.
2. No one shall be held in slavery or servitude. Trafficking in human beings, for whatever purpose is prohibited.
3. No one shall be required to perform forced or compulsory labour.
4. For the purpose of sub-article 3 of this article, the phrase “forced or compulsory labour” shall not include:
 - (a) Any work or service normally required of a person who is under detention in consequence of a lawful order, or of a person during conditional release from such detention;
 - (b) In the case of conscientious objectors, any service exacted in lieu of compulsory military service;
 - (c) Any service exacted in cases of emergency or calamity threatening the life or well being of the community;
 - (d) Any economic or social development activity voluntarily performed by a community within its locality.

Article 19

Rights of persons arrested

1. Persons arrested have the right to be informed promptly, in a language they understand, of the reasons for their arrest and of any charge against them.
2. Persons arrested have the right to remain silent. Upon arrest, they have the right to be informed promptly, in a language they understand, that any statement they make may be used as evidence against them in court.
3. Persons arrested have the right to be brought before a court within 48 hours of their arrest. Such time shall not include the time reasonably required for the journey from the place of arrest to the court. On appearing before a court, they have the right to be given prompt and specific explanation of the reasons for their arrest due to the alleged crime committed.

4. All persons have an inalienable right to petition the court to order their physical release where the arresting police officer or the law enforcer fails to bring them before a court within the prescribed time and to provide reasons for their arrest. Where the interest of justice requires, the court may order the arrested person to remain in custody or, when requested, remand him for a time strictly required to carry out the necessary investigation. In determining the additional time necessary for investigation, the court shall ensure that the responsible law enforcement authorities carry out the investigation respecting the arrested person's right to a speedy trial.
5. Persons arrested shall not be compelled to make confessions or admissions that could be used in evidence against them. Any evidence obtained under such coercion shall not be admissible.
6. Persons arrested have the right to be released on bail. In exceptional circumstances prescribed by law, the court may deny bail or demand adequate guarantee or the conditional release of the arrested person.

Article 20

Rights of persons accused

1. Accused persons have the right to a public trial by an ordinary court of law within a reasonable time after having been charged. The court may hear cases in a closed session only with a view to protecting the right to privacy of the parties concerned, public morals and national security.
2. Accused persons have the right to be informed with sufficient particulars of the charge brought against them and to be given the charge in writing.
3. During proceedings accused persons have the right to be presumed innocent until proved guilty according to law and not to be compelled to testify against themselves.
4. Accused persons have the right to full access to any evidence presented against them, to examine witnesses testifying against them, to adduce or to have evidence produced in their own defense, and to obtain the attendance of and examination of witnesses on their behalf before the court.
5. Accused persons have the right to be represented by legal counsel of their choice, and, if they do not have sufficient means to pay for it and miscarriage of justice would result, to be provided with legal representation at state expense.
6. All persons have the right of appeal to the competent court against an order or a judgment of the court that first heard the case.

7. They have the right to request the assistance of an interpreter at state expense where the court proceedings are conducted in a language that they do not understand.

Article 21

The rights of persons held in custody and convicted prisoners

1. All persons held in custody and persons imprisoned upon conviction and sentencing have the right to treatments respecting their human dignity.
2. All persons shall have the opportunity to communicate with, and to be visited by, their spouses or partners, close relatives, friends, religious counselors, medical doctors and their legal counsel.

Article 22

Non-retroactivity of criminal law

1. No one shall be held guilty of any criminal offence on account of any act or omission that did not constitute a criminal offence at the time when it was committed. Nor shall a heavier penalty be imposed on any person than the one that was applicable at the time when the criminal offence was committed.
2. Notwithstanding the provisions of sub-article 1 of this article, a law promulgated subsequent to the commission of the offence shall apply if it is advantageous to the accused or convicted person.

Article 23

Prohibition of double jeopardy

No person shall be liable to be tried or punished again for an offence for which he has already been finally convicted or acquitted in accordance with the criminal law and procedure.

Article 24

Right to honour and reputation

1. Everyone has the right to respect for his human dignity, reputation and honour.
2. Everyone has the right to the free development of his personality in a manner compatible with the rights of other citizens.
3. Everyone shall have the right to recognition everywhere as a person.

Article 25

Right to equality

All persons are equal before the law and are entitled without any discrimination to the equal protection of the law. In this respect, the law shall guarantee to all persons equal and effective protection without discrimination on grounds of race, nation, nationality, or other social origin, colour, sex, language, religion, political or other opinion, property, birth or other status.

Article 26

Right to privacy

1. Everyone has the right to privacy. This right shall include the right not to be subjected to searches of his personal possession.
2. Everyone has the right to the inviolability of his notes and correspondence including postal letters, and communications made by means of telephone, telecommunications and electronic devices.
3. Public officials shall respect and protect these rights. No restrictions may be placed on the enjoyment of such rights except in compelling circumstances and in accordance with specific laws whose purposes shall be the safeguarding of national security or public peace, the prevention of crimes or the protection of health, public morality or the rights and freedoms of others.

Article 27

Freedom of religion, belief and opinion

1. Everyone has the right to freedom of thought, conscience and religion. This right shall include the freedom to hold or to adopt a religion or belief of his choice, and the freedom, either individually or in community with others, and in public or private, to manifest his religion or belief in worship, observance, practice and teaching.
2. Without prejudice to the provisions of sub-Article 2 of Article 90, believers may establish institutions of religious education and administration in order to propagate and organize their religion.
3. No one shall be subject to coercion or other means that would restrict or prevent his freedom to hold a belief of his choice.
4. Parents and legal guardians have the right to bring to up their children ensuring their religious and moral education in conformity with their own convictions.
5. Freedom to express or manifest one's religion or belief may be subject only to such limitations as are prescribed by law and are necessary to protect public safety, peace, health, education, public morality or the fundamental rights and freedoms of others, and to ensure the independence of the state from religion.

Article 28

Crimes against humanity

1. Criminal liability of persons who commit crimes against humanity, so defined by international agreements ratified by Ethiopia and by other laws of Ethiopia, such as genocide, summary executions, forcible disappearances or torture shall not be barred by statute of limitation. Such offences may not be commuted by amnesty or pardon of the legislature or any other state organ.
2. In the case of persons convicted of any crime stated in sub-Article 1 of this Article and sentenced with the death penalty, the Head of State may, without prejudice to the provisions herein above, commute the punishment to life imprisonment.

PART TWO

Democratic rights

Article 29

Right of thought, opinion and expression

1. Everyone has the right to hold opinions without interference.
2. Everyone has the right to freedom of expression without any interference. This right shall include freedom to seek, receive and impart information and ideas of all kinds, regardless of frontiers, either orally, in writing or in print, in the form of art, or through any media of his choice.
3. Freedom of the press and other mass media and freedom of artistic creativity is guaranteed. Freedom of the press shall specifically include the following elements:
 - (a) Prohibition of any form of censorship;
 - (b) Access to information of public interest.
4. In the interest of the free flow of information, ideas and opinions that are essential to the functioning of a democratic order, the press shall, as an institution, enjoy legal protection to ensure its operational independence and its capacity to entertain diverse opinions.
5. Any media financed by or under the control of the State shall be operated in a manner ensuring its capacity to entertain diversity in the expression of opinion.
6. These rights can be limited only through laws which are guided by the principle that freedom of expression and information cannot be limited on account of the content or effect of the point of view expressed. Legal limitations can be laid down in order to protect the well being of the youth, and the honour and reputation of individuals. Any propaganda for war, as well as the public expression of opinion intended to injure human dignity, shall be prohibited by law.

7. Any citizen who violates any legal limitations on the exercise of these rights may be held liable under the law.

Article 30

The right of assembly, demonstration and petition

1. Everyone has the right to assemble and to demonstrate together with others peaceably and unarmed, and to petition. Appropriate regulations may be made in the interest of public convenience relating to the location of open-air meetings and the route of movement of demonstrators or, for the protection of democratic rights, public morality and peace during such a meeting or demonstration.
2. This right does not exempt from liability under laws enacted to protect the well-being of the youth or the honour and reputation of individuals, and laws prohibiting any propaganda for war and any public expression of opinions intended to injure human dignity.

Article 31

Freedom of association

Every person has the right to freedom of association for any cause or purpose. Organizations formed, in violation of appropriate laws, or to illegally subvert the constitutional order, or which promote such activities, are prohibited.

Article 32

Freedom of movement

1. Any Ethiopian or foreign national lawfully in Ethiopia has, within the national territory, the right to liberty of movement and freedom to choose his residence, as well as the freedom to leave the country at any time he wishes to.
2. Any Ethiopian national has the right to return to his country.

Article 33

Rights of nationality

1. No Ethiopian national shall be deprived of his or her Ethiopian nationality against his or her will. Marriage of an Ethiopian national of either sex to a foreign national shall not annul his or her Ethiopian nationality.
2. Every Ethiopian national has the right to the enjoyment of all rights, protection and benefits derived from Ethiopian nationality as prescribed by law.
3. Any national has the right to change his Ethiopian nationality.

4. Ethiopian nationality may be conferred upon foreigners in accordance with law enacted and procedures established consistent with international agreements ratified by Ethiopia.

Article 34

Marital, personal and family rights

1. Men and women, without any distinction as to race, nation, nationality or religion, who have attained marriageable age as defined by law, have the right to marry and found a family. They have equal rights while entering into, during marriage and at the time of divorce. Laws shall be enacted to ensure the protection of rights and interests of children at the time of divorce.

2. Marriage shall be entered into only with the free and full consent of the intending spouses.

3. The family is the natural and fundamental unit of society and is entitled to protection by society and the State.

4. In accordance with provisions to be specified by law, a law giving recognition to marriage concluded under systems of religious or customary laws may be enacted.

5. This Constitution shall not preclude the adjudication of disputes relating to personal and family laws in accordance with religious or customary laws, with the consent of the parties to the dispute. Particulars shall be determined by law.

Article 35

Rights of women

1. Women shall, in the enjoyment of rights and protections provided for by this Constitution, have equal right with men.

2. Women have equal rights with men in marriage as prescribed by this Constitution.

3. The historical legacy of inequality and discrimination suffered by women in Ethiopia taken into account, women, in order to remedy this legacy, are entitled to affirmative measures. The purpose of such measures shall be provide special attention to women so as to enable them to compete and participate on the basis of equality with men in political, social and economic life as well as in public and private institutions.

4. The State shall enforce the right of women to eliminate the influences of harmful customs. Laws, customs and practices that oppress or cause bodily or mental harm to women are prohibited.

5. (a) Women have the right to maternity leave with full pay. The duration of maternity leave shall be determined by law taking into account the nature of the work, the health of the mother and the well being of the child and family;

- (b) Maternity leave may, in accordance with the provisions of law, include prenatal leave with full pay.
- 6. Women have the right to full consultation in the formulation of national development policies, the designing and execution of projects, and particularly in the case of projects affecting the interests of women.
- 7. Women have the right to acquire, administer, control, use and transfer property. In particular, they have equal rights with men with respect to use, transfer, administration and control of land. They shall also enjoy equal treatment in the inheritance of property.
- 8. Women shall have a right to equality in employment, promotion, pay, and the transfer of pension entitlements.
- 9. To prevent harm arising from pregnancy and childbirth and in order to safeguard their health, women have the right of access to family planning education, information and capacity.

Article 36

Rights of children

- 1. Every child has the right:
 - (a) To life;
 - (b) To a name and nationality;
 - (c) To know and be cared for by his or her parents or legal guardians;
 - (d) Not to be subject to exploitative practices, neither to be required nor permitted to perform work which may be hazardous or harmful to his or her education, health or well-being;
 - (e) To be free of corporal punishment or cruel and inhumane treatment in schools and other institutions responsible for the care of children.
- 2. In all actions concerning children undertaken by public and private welfare institutions, courts of law, administrative authorities or legislative bodies, the primary consideration shall be the best interest of the child.
- 3. Juvenile offenders admitted to corrective or rehabilitative institutions, and juveniles who become wards of the State or who are placed in public or private orphanages, shall be kept separately from adults.
- 4. Children born out of wedlock shall have the same rights as children born of wedlock.
- 5. The State shall accord special protection to orphans and shall encourage the establishment of institutions that ensure and promote their adoption and advance their welfare, and education.

Article 37

Right of access to justice

1. Everyone has the right to bring a justiciable matter to, and to obtain a decision or judgment by, a court of law or any other competent body with judicial power.
2. The Decision or judgment referred to under sub-article 1 of this article may also be sought by:
 - (a) Any association representing the Collective or individual interest of its members; or
 - (b) Any group or person who is a member of, or represents a group with similar interests.

Article 38

The right to vote and to be elected

1. Every Ethiopian national, without any discrimination based on color, race, nation, nationality, sex, language, religion, political or other opinion or other status, has the following rights:
 - (a) To take part in the conduct of public affairs, directly and through freely chosen representatives;
 - (b) On the attainment of 18 years of age, to vote in accordance with law;
 - (c) To vote and to be elected at periodic elections to any office at any level of government; elections shall be by universal and equal suffrage and shall be held by secret ballot, guaranteeing the free expression of the will of the electors.
2. The right of everyone to be a member of his own will of a political organization, labour union, trade organization, or employers' or professional association shall be respected if he or she meets the special and general requirements stipulated by such organization.
3. Elections to positions of responsibility with any of the organizations referred to under sub-Article 2 of this Article shall be conducted in a free and democratic manner.
4. The provisions of Sub-Articles 2 and 3 of this article shall apply to civic organizations that significantly affect the public interest.

Article 39

Rights of nationalities, and peoples

1. Every Nation, Nationality and People in Ethiopia has an unconditional right to self-determination, including the right to secession.

2. Every Nation, Nationality and People in Ethiopia has the right to speak, to write and to develop its own language; to express, to develop and to promote its culture; and to preserve its history.
3. Every Nation, Nationality and People in Ethiopia has the right to a full measure of self-government that includes the right to establish institutions of government in the territory that it inhabits and to equitable representation in State and federal governments.
4. The right to self-determination, including secession of every Nation, Nationality and People shall come into effect:
 - (a) When a demand for secession has been approved by a two-thirds majority of the members of the Legislative Council of the Nation, Nationality or People concerned;
 - (b) When the Federal Government has organized a referendum which must take place within three years from the time it received the concerned council's decision for secession;
 - (c) When the demand for secession is supported by majority vote in the referendum;
 - (d) When the Federal Government will have transferred its powers to the council of the Nation, Nationality or People who has voted to secede; and
 - (e) When the division of assets is effected in a manner prescribed by law.
5. A "Nation, Nationality or People" for the purpose of this Constitution, is a group of people who have or share a large measure of a common culture or similar customs, mutual intelligibility of language, belief in a common or related identities, a common psychological make-up, and who inhabit an identifiable, predominantly contiguous territory.

Article 40

The right to property

1. Every Ethiopian citizen has the right to the ownership of private property. Unless prescribed otherwise by law on account of public interest, this right shall include the right to acquire, to use and, in a manner compatible with the rights of other citizens, to dispose of such property by sale or bequest or to transfer it otherwise.
2. "Private property", for the purpose of this Article, shall mean any tangible or intangible product that has value and is produced by the labour, creativity, enterprise or capital of an individual citizen, associations which enjoy juridical personality under the law, or in appropriate circumstances, by communities specifically empowered by law to own property in common.
3. The right to ownership of rural and urban land, as well as of all natural resources, is exclusively vested in the State and in the peoples of Ethiopia. Land is a common property of the Nations, Nationalities and peoples of Ethiopia and shall not be subject to sale or to other means of exchange.

4. Ethiopian peasants have the right to obtain land without payment and the protection against eviction from their possession. The implementation of this provision shall be specified by law.
5. Ethiopian pastoralists have the right to free land for grazing and cultivation as well as the right not to be displaced from their own lands. The implementation shall be specified by law.
6. Without prejudice to the right of Ethiopian Nations, Nationalities, and Peoples to the ownership of land, government shall ensure the right of private investors to the use of land on the basis of payment arrangements established by law. Particulars shall be determined by law.
7. Every Ethiopian shall have the full right to the immovable property he builds and to the permanent improvements he brings about on the land by his labour or capital. This right shall include the right to alienate, to bequeath, and, where the right of use expires, to remove his property, transfer his title, or claim compensation for it. Particulars shall be determined by law.
8. Without prejudice to the right to private property, the government may expropriate private property for public purposes subject to payment in advance of compensation commensurate to the value of the property.

Article 41

Economic, social and cultural rights

1. Every Ethiopian has the right to engage freely in economic activity and to pursue a livelihood of his choice anywhere within the national territory.
2. Every Ethiopian has the right to choose his or her means of livelihood, occupation and profession.
3. Every Ethiopian national has the right to equal access to public funded social services.
4. The State has the obligation to allocate ever increasing resources to provide to the public health, education and other social services.
5. The State shall, within available means, allocate resources to provide rehabilitation and assistance to the physically and mentally disabled, the aged, and to children who are left without parents or guardian.
6. The State shall pursue policies that aim to expand job opportunities for the unemployed and the poor and shall accordingly undertake programmes and public works projects.
7. The State shall undertake all measures necessary to increase opportunities for citizens to find gainful employment.
8. Ethiopian farmers and pastoralists have the right to receive a fair price for their products, that would lead to improvement in their conditions of life and to enable them to obtain an equitable share of the national wealth commensurate with their contribution. This objective shall guide the State in the formulation of economic, social and development policies.

9. The state has the responsibility to protect and preserve historical and cultural legacies, and to contribute to the promotion of the arts and sports.

Article 42

Rights of labour

1. (a) Factory and service workers, farmers, farm labourers, other rural workers and government employees whose work compatibility allows for it and who are below a certain level of responsibility, have the right to form associations to improve their conditions of employment and economic well-being. This right includes the right to form trade unions and other associations to bargain collectively with employers or other organizations that affect their interests;

(b) Categories of persons referred to in paragraph (a) of this sub-article have the right to express grievances, including the right to strike;

(c) Government employees who enjoy the rights provided under paragraphs (a) and (b) of this sub-article shall be determined by law;

(d) Women workers have the right to equal pay for equal work.

2. Workers have the right to reasonable limitation of working hours, to rest, to leisure, to periodic leaves with pay, to remuneration for public holidays as well as a healthy and safe work environment.

3. Without prejudice to the rights recognized under sub-article 1 of this article, laws enacted for the implementation of such rights shall establish procedures for the formation of trade unions and for the regulation of the collective bargaining process.

Article 43

The right to development

1. The peoples of Ethiopia as a whole, and each Nation, Nationality and People in Ethiopia in particular have the right to improved living standards and to sustainable development.

2. Nationals have the right to participate in national development and, in particular, to be consulted with respect to policies and projects affecting their community.

3. All international agreements and relations concluded, established or conducted by the State shall protect and ensure Ethiopia's right to sustainable development.

4. The basic aim of development activities shall be to enhance the capacity of citizens for development and to meet their basic needs.

Article 44

Environmental rights

1. All persons have the right to a clean and healthy environment.
2. All persons who have been displaced or whose livelihoods have been adversely affected as a result of State programmes have the right to commensurate monetary or alternative means of compensation, including relocation with adequate State assistance.

Chapter Nine

STRUCTURE AND POWERS OF THE COURTS

Article 78

Independence of the judiciary

1. An independent judiciary is established by this Constitution.
2. Supreme Federal judicial Authority is vested in the Federal Supreme Court. The House of Peoples' Representatives may, by two-thirds majority vote, establish nationwide, or in some parts of the country only, the Federal High Court and First Instance Courts it deems necessary. Unless decided in this manner, the jurisdictions of the Federal High Court and of the First-Instance Courts are hereby delegated to the State courts.
3. States shall establish State Supreme, High and First-Instance Courts. Particulars shall be determined by law.
4. Special or *ad hoc* courts that take judicial powers away from the regular courts or institutions legally empowered to exercise judicial functions and which do not follow legally prescribed procedures shall not be established.
5. Pursuant to sub-Article 5 of Article 34 the House of Peoples' Representatives and State Councils can establish or give official recognition to religious and customary courts. Religious and customary courts that had state recognition and functioned prior to the adoption of the Constitution shall be organized on the basis of recognition accorded to them by this Constitution.

Article 79

Judicial powers

1. Judicial powers, both at federal and State levels, are vested in the courts.
2. Courts of any level shall be free from any interference or influence of any governmental body, government official or from any other source.
3. Judges shall exercise their functions in full independence and shall be directed solely by the law.

4. No judge shall be removed from his duties before he reaches the retirement age determined by law except under the following conditions:

(a) When the Judicial Administration Council decides to remove him for violation of disciplinary rules or on grounds of gross incompetence or inefficiency; or

(b) When the Judicial Administration Council decides that a judge can no longer carry out his responsibilities on account of illness; and

(c) When the House of Peoples' Representatives or the concerned State Council approves by a majority vote the decisions of the Judicial Administration Council.

5. The retirement of judges may not be extended beyond the retirement age determined by law.

6. The Federal Supreme Court shall draw up and submit to the House of Peoples' Representatives for approval the budget of the federal courts, and upon approval, administer the budget.

7. Budgets of State courts shall be determined by the respective State Council. The House of Peoples' Representatives shall allocate compensatory budgets for States whose Supreme and High Courts concurrently exercise the jurisdiction of the Federal High Court and Federal First-Instance Courts.

Article 80

Concurrent jurisdiction of courts

1. The Federal Supreme Court shall have the highest and final judicial power over federal matters.

2. State Supreme Courts shall have the highest and final judicial power over state matters. They shall also exercise the Jurisdiction of the Federal High Court.

3. Notwithstanding the provision of sub-articles 1 and 2 of this article;

(a) The Federal Supreme Court has a power of causation over any final court decision containing a basic error of law. Particulars shall be determined by law;

(b) The State Supreme Court has power of causation over any final court decision on State matters that contain a basic error of law. Particulars shall be determined by law.

4. State High Courts shall, in addition to State jurisdiction, exercise the jurisdiction of the Federal First-Instance Court.

5. Decisions rendered by a State High Court exercising the jurisdiction of the Federal First-Instance court are appealable to the State Supreme Court.

6. Decisions rendered by a State Supreme Court on federal matters are appealable to the Federal Supreme Court.

Chapter Ten

NATIONAL POLICY PRINCIPLES AND OBJECTIVES

Article 85

Objectives

1. Any organ of Government shall, in the implementation of the Constitution, other laws and public policies, be guided by the principles and objectives specified under this Chapter.
2. The term “Government” in this Chapter shall mean a federal or State government as the case may be.

Article 86

Principles for external relations

1. To promote policies of foreign relations based on the protection of national interests and respect for the sovereignty of the country.
2. To promote mutual respect for national sovereignty and equality of states and non-interference in the internal affairs of other states.
3. To ensure that the foreign relations policies of the country are based on mutual interests and equality of states, as well as that international agreements promote the interests of Ethiopia.
4. To observe international agreements which ensure respect for Ethiopia’s sovereignty and are not contrary to the interests of its Peoples.
5. To forge and promote ever-growing economic union and fraternal relations of Peoples with Ethiopia’s neighbors and other African countries.
6. To seek and support peaceful solutions to international disputes.

Article 87

Principles for national defence

1. The composition of the national armed forces shall reflect the equitable representation of the Nations, Nationalities and Peoples of Ethiopia.
2. The Minister of Defence shall be a civilian.

3. The armed forces shall protect the sovereignty of the country and carry out any responsibilities as may be assigned to them under any state of emergency declared in accordance with the Constitution.
4. The armed forces shall at all times obey and respect the Constitution.
5. The armed forces shall carry out their functions free of any partisanship to any political organization(s).

Article 88

Political objectives

1. Guided by democratic principles, Government shall promote and support the People's self-rule at all levels.
2. Government shall respect the identity of Nations, Nationalities and Peoples. Accordingly Government shall have the duty to strengthen ties of equality, unity and fraternity among them.

Article 89

Economic objectives

1. Government shall have the duty to formulate policies that ensure that all Ethiopians can benefit from the country's legacy of intellectual and material resources.
2. Government has the duty to ensure that all Ethiopians get equal opportunity to improve their economic condition and to promote equitable distribution of wealth among them.
3. Government shall take measures to avert any natural and manmade disasters, and, in the event of disasters, to provide timely assistance to the victims.
4. Government shall provide special assistance to Nations, Nationalities, and Peoples least advantaged in economic and social development.
5. Government has the duty to hold, on behalf of the People, land and other natural resources and to deploy them for their common benefit and development.
6. Government shall at all times promote the participation of the People in the formulation of national development policies and programmes; it shall also have the duty to support the initiatives of the People in their development endeavors.
7. Government shall ensure the participation of women in equality with men in all economic and social development endeavors.
8. Government shall endeavor to protect and promote the health, welfare and living standards of the working population of the country.

Article 90

Social objectives

1. To the extent the country's resources permit, policies shall aim to provide all Ethiopians access to public health and education, clean water, housing, food and social security.
2. Education shall be provided in a manner that is free from any religious influence, political partisanship or cultural prejudices.

Article 91

Cultural objectives

1. Government shall have the duty to support, on the basis of equality, the growth and enrichment of cultures and traditions that are compatible with fundamental rights, human dignity, democratic norms and ideals, and the provisions of the Constitution.
2. Government and all Ethiopian citizens shall have the duty to protect the country's natural endowment, historical sites and objects.
3. Government shall have the duty, to the extent its resources permit, to support the development of the arts, science and technology.

Article 92

Environmental objectives

1. Government shall endeavor to ensure that all Ethiopians live in a clean and healthy environment.
2. The design and implementation of programmes and projects of development shall not damage or destroy the environment.
3. People have the right to full consultation and to the expression of views in the planning and implementations of environmental policies and projects that affect them directly.
4. Government and citizens shall have the duty to protect the environment.

Chapter Eleven

MISCELLANEOUS PROVISIONS

Article 93

Declaration of state of emergency

1. (a) The Council of Ministers of the Federal Government shall have the power to decree a state of emergency, should an external invasion, a break down of law and order which

endangers the Constitutional order and which cannot be controlled by the regular law enforcement agencies and personnel, a natural disaster, or an epidemic occur;

(b) State executives can decree a statewide state of emergency should a natural disaster or an epidemic occur. Particulars shall be determined in State Constitutions to be promulgated in conformity with this Constitution.

2. A state of emergency declared in accordance with sub-article (a) of this article:

(a) If declared when the House of Peoples' Representatives is in session, the decree shall be submitted to the House within forty-eight hours of its declaration. The decree, if not approved by a two-thirds majority vote of members of the House of peoples' Representatives, shall be repealed forthwith;

(b) Subject to the required vote of approval set out in (a) of this sub-article, the decree declaring a state of emergency when the House of Peoples' Representatives, shall be submitted to it within fifteen days of its adoption.

3. A state of emergency decreed by the Council of Ministers, if approved by the House of Peoples' Representatives, can remain in effect up to six months. The House of Peoples' Representatives may by a two-thirds majority vote, allow the state of emergency proclamation to be renewed every four months successively.

4. (a) When a state of emergency is declared, the Council of Ministers shall, in accordance with regulations it issues, have all necessary power to protect the country's peace and sovereignty, and to maintain public security, law and order;

(b) The Council of Ministers shall have the power to suspend such political and democratic rights contained in this Constitution to the extent necessary to avert the conditions that required the declaration of a state of emergency;

(c) In the exercise of its emergency powers the Council of Ministers cannot, however, suspend or limit the rights provided for in articles 1, 18, 25, and sub-articles 1 and 2 of article 39 of this Constitution.

5. The House of Peoples' Representatives, while declaring a state of emergency, shall simultaneously establish a State of Emergency Inquiry Board, comprising of seven persons to be chosen and assigned by the House from among its members and from legal experts.

6. The State of Emergency Inquiry Board shall have the following powers and responsibilities:

(a) To make public within one month the names of all individuals arrested on account of the state of emergency together with the reasons for their arrest;

(b) To inspect and follow up that no measure taken during the state of emergency is inhumane;

- (c) To recommend to the Prime Minister or to the Council of Ministers corrective measures if it finds a case of inhumane treatment;
- (d) To ensure the prosecution of perpetrators of inhumane acts;
- (e) To submit its views to the House of Peoples' Representatives on a request to extend the duration of the state of emergency.

3. RATIFICATION PROCLAMATION



የኢትዮጵያ ፌዴራላዊ ዲሞክራሲያዊ ሪፐብሊክ

ፌዴራል ነጋሪት ጋዜጣ

FEDERAL NEGARIT GAZETA

OF THE FEDERAL DEMOCRATIC REPUBLIC OF ETHIOPIA

<p>አራተኛ ዓመት ቁጥር 9 አዲስ አበባ ግንቦት ፳፭ ቀን ፲፱፻፺</p>	<p>በኢትዮጵያ ፌዴራላዊ ዲሞክራሲያዊ ሪፐብሊክ የአፍሪካ የሰብዓዊና የሕዝቦች መብቶች ቻርተር የወጣ</p>	<p>4th Year No. 40 ADDIS ABABA - 2nd June, 1998</p>
<p style="text-align: center;">ማዕፈሪ</p> <p>አዋጅ ቁጥር ፩፻፲፱/፲፱፻፺ ዓ.ም. የአፍሪካ የሰብዓዊና የሕዝቦች መብቶች ቻርተር መቀበል አዋጅ ገጽ ፶፻፶፱</p>	<p style="text-align: center;">CONTENTS</p> <p>Proclamation No. 114/1998 Accession to African Human and Peoples' Rights Charter Proclamation Page 749</p>	
<p style="text-align: center;">አዋጅ ቁጥር ፩፻፲፱/፲፱፻፺ የአፍሪካ የሰብዓዊና የሕዝቦች መብቶች ቻርተርን መቀበል የወጣ አዋጅ</p> <p>የኢትዮጵያ መንግሥት ዋና ዋና ዓለምአቀፍ የሰብዓዊ መብቶች ሰነዶችን የተቀበለ በመሆኑ፤ በአሁኑ ጊዜ በዓለም አቀፍ ደረጃ የሰብዓዊ መብቶችን ለማስጠበቅ እየተደረገው ያለውን ጥረት የኢትዮጵያ መንግሥት የሚደገፍ በመሆኑ፤ የኢትዮጵያ ፌዴራላዊ ዲሞክራሲያዊ ሪፐብሊክ የሕዝብ ተወካዮች ምክር ቤት ግንቦት ፳፭ ቀን ፲፱፻፺ ዓ.ም. በደረገው ስብሰባ የአፍሪካ የሰብዓዊና የሕዝቦች መብቶች ቻርተርን የተቀበለው በመሆኑ፤ በኢትዮጵያ ፌዴራላዊ ዲሞክራሲያዊ ሪፐብሊክ ሕገመንግሥት አንቀጽ ፶፭ ንዑስ አንቀጽ (ጳ) እና (፲፩) መሠረት የሚከተለው ታወጧል።</p> <p>፩- አጭር ርዕስ ይህ አዋጅ "የአፍሪካ የሰብዓዊና የሕዝቦች መብቶች ቻርተር መቀበል አዋጅ ቁጥር ፩፻፲፱/፲፱፻፺" ተብሎ ሲጠቀስ ይችላል።</p> <p>፪- ቻርተር ስልጠና ተቀባይ የአፍሪካ አንደኛት ድርጅት አሥራ ስምንተኛው የመንግሥታትና የህግ መስፈርት ጠቅላላ ጉዋኔ እ.ኤ.አ. ፳፯ ፲፱፻፳፩ የተቀበለው የአፍሪካ የሰብዓዊና የሕዝቦች መብቶች ቻርተርን የኢትዮጵያ ፌዴራላዊ ዲሞክራሲያዊ ሪፐብሊክ በዚህ አዋጅ ተቀብሎ ተቃልሏል።</p> <p>፫- አዋጁ የሚጸናበት ጊዜ ይህ አዋጅ ከግንቦት ፳፭ ቀን ፲፱፻፺ ዓ.ም. ጀምሮ የአፍሪካ ይሆናል።</p> <p style="text-align: right;">አዲስ አበባ ግንቦት ፳፭ ቀን ፲፱፻፺ ዓ.ም. ዶ/ር ነጋሶ ጊዳዳ የኢትዮጵያ ፌዴራላዊ ዲሞክራሲያዊ ሪፐብሊክ ፕሬዚዳንት</p>	<p style="text-align: center;">PROCLAMATION NO. 114/1998</p> <p>A PROCLAMATION TO PROVIDE FOR ACCESSION TO THE AFRICAN CHARTER ON HUMAN AND PEOPLES' RIGHTS</p> <p>WHEREAS, the Ethiopian Government is party to the principal international Human Rights Instruments; WHEREAS, the Ethiopian Government has consistently expressed its support for regional and international efforts to achieve normative standards for basic human rights; WHEREAS, the House of Peoples' Representatives of the Federal Democratic Republic of Ethiopia has accepted accession to the African Charter on Human and Peoples' Rights at its session held on the 2nd day of June, 1998;</p> <p>NOW, THEREFORE, in accordance with Article 55 sub Articles (1) and (12) of the Constitution of the Federal Democratic Republic of Ethiopia, it is hereby proclaimed as follows:</p> <ol style="list-style-type: none"> 1. <i>Short Title</i> This Proclamation may be cited as the "Accession to the African Human and Peoples' Rights Charter Proclamation No. 114/1998." 2. <i>Accession to the Charter</i> The African Human and Peoples' Rights Charter adopted by the eighteenth conference of the Heads of States and Governments of the Organization of African Unity in June 1981, is hereby acceded to. 3. <i>Effective Date</i> This Proclamation shall come into force as of the 2nd day of June, 1998. Done at Addis Ababa, this 2nd day of June, 1998. <p style="text-align: right;">NEGASO GIDADA (DR.) PRESIDENT OF THE FEDERAL DEMOCRATIC REPUBLIC OF ETHIOPIA</p>	