



**Convention on the
Rights of the Child**

Distr.
GENERAL

CRC/C/LVA/Q/2/Add.1
20 April 2006

Original: ENGLISH

COMMITTEE ON THE RIGHTS OF THE CHILD
Forty-second session
15 May-2 June 2006

**WRITTEN REPLIES BY THE GOVERNMENT OF LATVIA CONCERNING
THE LIST OF ISSUES (CRC/C/LVA/Q/2) RECEIVED BY THE COMMITTEE
ON THE RIGHTS OF THE CHILD RELATING TO THE CONSIDERATION
OF THE SECOND PERIODIC REPORT OF LATVIA***

(CRC/C/83/Add.16)

[Received on 19 April 2006]

* In accordance with the information transmitted to States parties regarding the processing of their reports, the present document was not formally edited before being sent to the United Nations translation services.

Written replies by the Government of Latvia to the list of issues to be taken up in connection with the consideration of the second periodic report of Latvia by the United Nations Committee on the Rights of the Child (CRC/C/83/Add.16)

SECTION A

1. Please provide disaggregated statistical data (by sex, age, ethnic groups and other minorities, urban and rural areas) covering the years 2003, 2004 and 2005 on the:

(a) Number and proportion of children under 18 living in the State party

Table 1

As of the beginning of the year	Latvia			Cities			Rural areas		
	Total	Male	Female	Total	Male	Female	Total	Male	Female
2003 - Total	2 331 480	1 073 057	1 258 423	1 580 453	710 524	869 929	751 027	362 533	388 494
Including age 0-17 yrs	485 576	248 196	237 380	304 080	155 137	148 943	181 496	93 059	88 437
2004 - Total	2 319 203	1 068 336	1 250 867	1 573 477	707 523	865 954	745 726	360 813	384 913
Including age 0-17 yrs	469 249	239 797	229 452	295 227	150 527	144 700	174 022	89 270	84 752
2005 - Total	2 306 434	1 062 918	1 243 516	1 567 335	704 641	862 694	739 099	358 277	380 822
Including age 0-17 yrs	451 230	230 821	220 409	285 428	145 673	139 755	165 802	85 148	80 654

Source: Central Statistical Bureau of Latvia.

(b) Number and proportion of children belonging to minorities

Table 2

Resident population of major ethnicities by age

As of the beginning of 2004	Ethnic Latvians	Ethnic Russians	Ethnic Belarussians	Ethnic Ukrainians	Ethnic Poles	Ethnic Lithuanians
Total	1 370 703	703 243	97 150	63 644	59 505	33 430
Including age (years)						
0-4	67 565	21 681	1 524	1 197	1 653	872
5-9	100 612	32 188	2 616	2 049	2 570	1 318
10-14	118 991	50 352	4 466	3 561	3 948	1 923
15-19	109 428	50 971	4 553	3 562	4 065	1 861

Source: Central Statistical Bureau of Latvia Statistical Data Collection Children in Latvia 2004.

(c) Number of refugee and asylum-seeking children

Table 3

Number of asylum-seekers in 2003

Country of origin	Number of applications	Persons	
		Adults	Children
Georgia	3	3	-
Russia	2	2	-
		Total: 5 persons	

Source: Citizenship and Migration Affairs Board.

Table 4
Number of asylum-seekers in 2004

Country of origin	Number of applications	Persons	
		Adults	Children
Belarus	1	1	-
Egypt	3	3	-
Azerbaijan	1	1	-
Romania	1	1	-
Georgia	1	1	-
		Total: 7 persons	

Source: Citizenship and Migration Affairs Board.

Table 5
Number of asylum-seekers in 2005

Country of origin	Number of applications	Persons	
		Adults	Children
Belarus	2	2	-
Iraq	2	2	4
Japan	1	1	-
Russia	3	3	-
Moldova	1	1	-
Somalia	7	4	3
Total:	16	13	7
		Total: 20 persons	

Source: Citizenship and Migration Affairs Board.

Table 6
Asylum-seeking children, distribution according to the age and sex in 2005

Country of origin	Female, age (years)				Male, age (years)			
	0-4	5-17	18	Total	0-4	5-17	18	Total
Iraq	1	1	-	2	1	1	-	2
Somalia	-	1	-	1	-	1	1	2

Source: Citizenship and Migration Affairs Board.

Table 7
Number of asylum-seeking children in the year 2006 (as of 26.01.2006)

Country of origin	Number of applications	Persons	
		Adults	Children
Russia	1	1	2
Total:	1	1	2
		Total: 3 persons	

Source: Citizenship and Migration Affairs Board.

Table 8

Granted alternative status in the year 2003-2006 (as of 28.02.2006)

Country of origin	Year	Persons	
		Adults	Children
Russia	2003	3	3
Total:		3	3
		Total: 6 persons	

Source: Citizenship and Migration Affairs Board.

Table 9

Division of asylum-seeking children by age and sex in the year 2006

Country of origin	Female, age (years)				Male, age (years)			
	0-4	5-17	18	Total	0-4	5-17	18	Total
Russia	-	-	-	0	1	1	-	2

Source: Citizenship and Migration Affairs Board.

Table 10

Division of children to whom alternative status has been granted by age and sex, 2003-2006 (as of 28.02.2006)

Country of origin	Female, age (years)				Male, age (years)			
	0-4	5-17	18	Total	0-4	5-17	18	Total
Russia	-	1	-	1	-	2	-	2

Source: Citizenship and Migration Affairs Board.

2. In the light of the article 4 of the Convention, please provide disaggregated data on budget allocations and trends (in absolute figures and percentages of the national budget or GDP) for the years 2004, 2005 and 2006 regarding the implementation of the Convention, evaluating also the priorities for budgetary expenditures given to the following:

- (a) Education (different types of education, i.e. pre-primary, primary and secondary education and vocational trainings)**

1. Education is among the priorities of the **National Development Plan, 2007-2013**, elaborated under the responsibility of the Ministry of Regional Development and Local Government. The Plan is presently in the process of public discussion. The goals of the plan in the field of education are to ensure qualitative primary education, to strive for compulsory secondary education, and to make accessible higher education for everyone. A substantial growth of the State support for education system and life-long education is planned for.

2. Budget allocations for general and vocational education, including expenditure for the special education and integration of children with physical or mental disability into mainstream education.

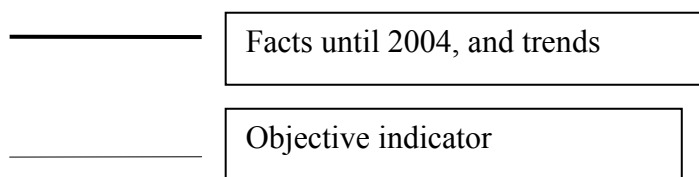
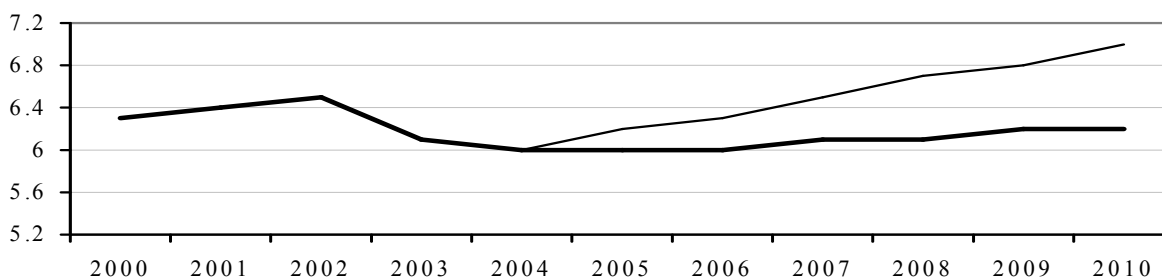
Table 11

Program	2004 (LVL)	2005 (LVL)	2006 (LVL)
General education			
Financing special schools - convalescent homes	516 574	531 023	581 477
Financing schools of social correction	700 181	743 945	832 045
Financing integration of children with physical or mental disability into mainstream education	121 971	151 971	96 971
Subsidy for the private schools	536 205	612 565	612 565
Subsidy for the special pre-schools and boarding schools for children with physical or mental disability	25 577 808	30 251 596	36 537 178
Subsidy for the local authorities: special education teachers' salary and social taxes	1 328 269	1 533 731	1 730 855
Subsidy for learning materials	1 095 138	528 838	528 838
Financing State secondary sport - schools	792 212	845 069	831 065
Subsidy for education programs for sports: teachers' salary and social taxes	3 440 356	3 898 163	4 404 547
Subsidy for the local authorities: salary and social taxes for teachers of general primary and secondary schools	93 618 400	108 909 020	119 369 894
Subsidy for the local authorities for the children extra-curricula activities (choirs, dance groups, etc.): teachers salary and social taxes	4 543 505	5 325 154	6 124 879
Subsidy for the local authorities: salary and social taxes of pre-schools teachers (children of age 5-6)	6 005 428	6 929 929	8 129 034
Vocational education			
Financing vocational schools and activities	25 609 605	32 431 252	36 713 189
Subsidy for the local authorities: salary and social taxes of teachers of vocational	183 108	215 048	233 592

Source: Ministry of Education and Science.

3. The goal of national economy is to raise expenditure for education up to 7 per cent of GDP by 2010, and, up to 8 per cent - by 2030. However, according to the forecast the expected rate will grow slower, and reach only 6.2 per cent of GDP in the year 2010. In order to achieve the previously set goal of 7 per cent of GDP, it will be necessary to increase expenditure from the state budget to the education system (basic, secondary, vocational, higher education and life-long learning activities).¹

State expenditure for education (per cent of GDP)



4. As an additional educational program the **Prevention Bureau of the Central Department of the Public Order Police of the State Police** has developed the following educational programs for children:

- (i) Program “Be visible” - the educational program for children in PowerPoint format about road safety for underage persons - pedestrians;
- (ii) Program “Safe yourself” - the educational program for children in PowerPoint format about the safety in communication with unknown persons and social safety;
- (iii) Program “The road to safe traffic” - the educational program for children in PowerPoint format about road safety for children who go by bike;
- (iv) The program about the negative affects of smoking is under developing process at this time. No separate budget has been allocated for these programs.

(b) Child care services, including day care centres

5. According to the *Law on Social Services and Social Assistance*, day-care centre is an institution, which provides care, development of skills, education and opportunities of leisure time. State co-finances day-care centres for persons with mental disorders - in the first year in the amount of 80%, in the second year in the amount of 60%, in the third year in the amount of 40%, in the fourth year in the amount of 20%. In the further years, the corresponding local government is responsible for the maintenance of the day centre. In 2002, 157,146 LVL were allocated from the State budget for the needs of day-care centres, in 2003 - 164,137 LVL, in 2004 - 146,254 LVL.

6. In 2005 services at day-care centres were provided in eight local municipalities for 356 children with disabilities. In 2005, there were established 7 day-care centres especially for children from poor families or families at risk.

(c) Health care (different types of health services, i.e. primary health care, vaccination programs, adolescent health care, HIV/AIDS and other health-care services for children, including social insurance)

7. In conformity with the requirements of the *Convention on the Rights of the Child*, regular health examinations of children are taking place. The program of preventive inspections and its implementation methods were adopted by the Regulation of the Cabinet of Ministers No. 1036 *Regulation on the Organization of Health Care and Financing* (adopted on 1 April 2005).

8. Patient's fees both for visits to family doctors and to "secondary ambulatory health-care specialists for children" in 2004 were included in capitation budget and health-care tariffs, but since 1 April 2005 the patient's fee for children is compensated for from the State budget.

Table 12

Payments from the 2004 State budget for visits to secondary ambulatory health-care specialists (included in capitation budget)

Age group (years)	Payments from the State budget for visits to secondary ambulatory health-care specialists (LVL)		Payments from the State budget for primary health-care specialists home visits, Ls
	For visits to primary health-care specialists	For visits to secondary ambulatory care specialists	
0-14	982 081	286 817	1 964 162
15-18	133 920	39 112	267 840
Total	1 116 001	325 929	235 682

Source: Ministry of Health.

9. Total amount of payments from the State budget in 2004 in compensation for visits to primary health-care specialists attended by children age 0 till 18 was 1,116,001 LVL (included in capitation budget), total amount of payments from the State budget in 2004 for visits to secondary ambulatory health-care specialists attended by children was 325,929 LVL. At the same time, the total amount of payments from the State budget in 2004 for home visits to children age from 0 till 18 by primary health-care specialists was 235,682 LVL.

Table 13**Health-care services costs covered by the State budget in 2004**

Services	Costs of services for children disaggregated by age groups (LVL)		Total costs of services for children (LVL)	% of the State budget
	Age 0-14 years	Age 15-18 years		
Primary health care	4 507 187.40	1 364 869.60	5 872 057.00	0.24
Secondary ambulatory health care	4 350 902.40	1 317 543.60	5 668 446.00	0.22
Total ambulatory health care	8 858 089.80	2 682 413.20	11 540 503.00	0.46
Dentistry	2 827 730.00	1 109 193.00	3 936 923.00	0.16
Stationary care	12 376 597.65	306 337.65	15 436 935.30	0.61
Services of emergency medical aid	1 113 146.00	318 683.00	1 431 829.00	0.06
Total	34 033 653.25	9 853 040.05	30 914 361.30	1.23

Source: Ministry of Health.

10. Total amount allocated from the 2004 State budget to cover the costs for health-care services was 30,914,361.30 LVL, which is 1.23% of the total State budget.² At the same time, 11,540,503.00 LVL (0.46% of the State budget) was allocated to cover costs of ambulatory health-care services for children.

11. In 2004, 5,872,057.00 LVL (0.24% of the total budget) was allocated to cover costs of primary health-care services for children and 5,668,446.00 Ls (0.22 % of the total budget) was allocated to cover costs of secondary ambulatory health-care services for children.

12. In order to cover costs of stationary care for children in 2004 an amount of 1,536,935.30 LVL was allocated from the State budget (0.61% of the total budget).

13. To cover Dentistry costs for children in 2004 an amount of 3,936,923.00 LVL was allocated from the State budget (0.16% of the total budget).

14. To cover costs of emergency medical aid services for children in 2004 an amount of 1,431,829.00 LVL was allocated from the State budget (0.06% of the total budget).

Table 14**Patient's fees compensated for from the State budget in 2005
(for the visits to ambulatory health-care specialists)**

Age group (years)	Fees compensated or from the State budget, LVL		Costs of home visits by primary health-care specialists covered from the State budget, LVL
	For services of primary health-care specialists	For services of secondary ambulatory health-care specialists	
0-14	830 130.50	2 394 862.00	370 656.00
15-18	114 336.50	329 852.00	21 556.00
Total	944 467.00	2 724 714.00	392 212.00

Source: Ministry of Health.

The total amount allocated from the State budget to compensate for expenses of primary health-care services for children age 0-18 years in 2005 was 944,467.00 LVL, for secondary ambulatory care services - 2,724,714.00 LVL. At the same time, the total amount allocated from the State budget to cover the costs of home visits by primary health-care specialists for children age 0-18 years in 2005 was 392,212.00 LVL.

Table 15
Expenditures for health services from the 2005 State budget

Services	Expenditures for health services to children disaggregated by age groups (LVL)		Total expenditure (LVL)	% of the State budget
	Age 0-14 years	Age 15-18 years		
Primary health care	5 100 240.30	1 544 458.30	6 644 698.60	0.21
Secondary ambulatory health care	4 765 441.20	1 443 074.20	6 208 515.40	0.19
Total ambulatory health care	9 865 682.40	2 987 531.60	12 853 214.00	0.40
Dentistry	2 738 886.90	1 065 122.60	3 804 009.50	0.12
Stationary care	11 777 468.98	2 758 321.64	14 535 790.62	0.45
Services of emergency medical aid	1 323 339.00	378 859.00	1 702 198.00	0.05
Total	35 571 058.78	10 177 367.34	45 748 426.12	1.43

Source: Ministry of Health.

15. The total amount allocated from the 2005 State budget to cover the costs of health-care services was 45,748,426.12 LVL, which is 1.43% of the total State budget, which is by 0.20% more than in 2004.³ At the same time, 12,853,214.00 LVL (0.40% of the State budget) was allocated to cover costs of ambulatory health-care services for children.

16. In 2005, 6,644,698.60 LVL (0.21% of the total budget) was allocated to cover costs of primary health -care services for children and 6,208,515.40 LVL (0.19 % of the total budget) was allocated to cover costs of secondary ambulatory health-care services for children.

17. In order to cover costs of stationary care for children in 2005 an amount of 14,535,790.62 LVL was allocated from the State budget (0.45% of the total budget).

18. To cover Dentistry costs for children in 2005 an amount of 3,804,009.50 LVL was allocated from the State budget (0.12% of the total budget).

19. To cover costs of emergency medical aid services for children in 2005 an amount of 1,702,198.00 LVL was allocated from the State budget (0.05% of the total budget).

(d) Programs and services for children with disabilities

- *State support to the children suffering from celiac disease without formally recognized disability*

20. Children under 18 years of age without recognized disability, who have their personal ID number, who are permanent residents of Latvia and who are not subject to full state support, are entitled to partial state support.

21. Support is granted in accordance with Article 13, paragraph 8, of the *Law on Social Services and Social Assistance*. Amount of support and requirement for receiving the support are defined in Regulation of the Cabinet of Ministers No. 928 *Regulation on the state support for the children suffering from celiac disease without stated disability* (in force as of 16 November 2004).

22. Support benefit is granted to one of the child's parent's or to the guardian or one member of the foster family or the child's actual care taker, designated by the decision of an Orphan Court (Parish Court) or to the person, who has adopted the child and is not mentioned in the child's birth certificate as his parent or to the person taking pre-adoption care of the child. Benefit amount is equal to the amount of the state family benefit for a disabled child amounting to 50 LVL.

- *Provision of technical aids*

23. According to Article 25 *Provision of Technical Aids of the Law on Social Service and Social Assistance*, persons with continuous or lasting organism dysfunctions or anatomic defects have the right to receive technical aids if they have received statement from a medical practitioner on the need for the technical aids. Among the groups of persons entitled to receive technical aids, children are prioritized:

- (i) Disabled children under the age of 16 years;
- (ii) Children for whom the technical aids are necessary to reduce or eliminate functional inability.

- (e) **Support programs for families**

24. **In August 2004** the Administration of the **Maintenance Guarantee Fund** was established, which ensures children's rights to social security. The institution is the holder of the resources of the Maintenance Guarantee Fund - the amount allocated from the State budget for providing maintenance to a child when the implementation of the court decision (court judgment) on the collection of child support payments is impossible.

25. In 2005, 3,930,000 LVL were allocated to the Administration of the Maintenance Guarantee Fund from the State budget, out of which for the provision of maintenance payments 3,630,000 LVL were allocated. During the year 2005 2,634,385 LVL have been expended for children maintenance, which is 72.57% of the allocated amount.

26. In 2004 resources for the Ministry for Children and Family Affairs allocated from the State budget were 3,614,125 LVL, or 0.16% of the State budget; for the year 2005 - 6,260,036 LVL, or 0.23% of the total State budget; but for the year 2006 - 8,735,438 LVL, or 0.25% of the total State budget.

27. **In 2004** the Ministry's for Children and Family Affairs budget consisted of the following subprograms with the aim to ensure the protection of children and family rights, improving the state of children and families:

- (i) Management of the Protection of the Rights of a Child and a Family (551,217 LVL);
- (ii) State Program for the Improvement of the State of a Child and a Family (432,171 LVL);
- (iii) Support for the Local Adoption and Foster Families (109,900 LVL);
- (iv) Contribution to Support Children's Hotline at the NGO Crisis Centre "Skalbes" (14,000 LVL);
- (v) Contribution for the organization of a campaign *Let's Do Not Leave Any Child Disregarded!* by the NGO "Glābiet bērņus"! (9,140 LVL);
- (vi) State Youth Policy Program (1,100 LVL);
- (vii) Contribution for the implementations of the project *Research on the Suggestions of Different Children Problem Groups for the Latvian Government according to the Perspectives which Open for the Improvement of the Child's State after Joining the European Union* by NGO "Glābiet bērņus" (1,800 LVL);
- (viii) Contribution to the NGO "Glābiet bērņus" for the implementation of Project *Shooting of an Educational Film About Healthy Food, Sexual Health and Ethics in Mutual Communications Between the Child and the Pedagogue* (2,100 LVL);
- (ix) Contribution to the centre "Dardedze" for Children Who Have Suffered From Violence for Developing Course of TV Broadcasts *Save the Child!* (1,800 LVL);
- (x) Maintenance Guarantee Fund (2,262,492 LVL);
- (xi) Administration of the Maintenance Guarantee Fund (217,425 LVL);
- (xii) Contribution for the Running and Repair of Premises of the NGO "Support Centre for Children and Family Affairs 'Kurzemes talanti'" (4,980 LVL);
- (xiii) Contribution to partly cover the costs of *Public Utilities Payment and Keeping in Order of Premises for the Latvian Portige Learning System Association* (5,000 LVL).

28. Ministry for Children and Family Affairs is responsible for implementing an annual action plan of the **State program for the Improvement of the State of the Child and Family**.

29. **In 2004** for the implementation of projects within the framework of the State program for the Improvement of the State of the Child and Family 432,171 LVL were spent in the following areas:

- (i) Pilot project for Liepāja local government *Family Support* (family support centre was established), total expenses - 7,000 LVL;
- (ii) Support for families with children in crisis situations (seven family support and crisis centres were established), total expenses - 84,000 LVL;

- (iii) Establishment of play and educational centres for children (in the year 2004 9 new play and educational centres for children were opened), total expenses - 33,633 LVL;
- (iv) Accommodation of the environment for children with locomotive disorders (12 objects - educational institutions, social care institutions, camps - have been established), total expenses - 28,240 LVL;
- (v) Children projects for building playgrounds for children (contribution to the local governments of cities (60) and regions (26)) in the amount of 2,000 LVL;
- (vi) Support for families where there are children with special needs (educational materials - books, films and other materials), total expenses - 4,815 LVL.

30. **In 2005** for the implementation of projects within the framework of the State program for the Improvement of the State of the Child and Family the following activities were implemented:

- (i) Establishment of play and educational centres for children (in 2005 18 play and educational centres for children were opened);
- (ii) Support for families with children in crisis situations (in 2005 11 family support and crisis centres were opened);
- (iii) Educating and training activities for families and specialists;
- (iv) Provision of psychological support for families with children in crisis situation;
- (v) Support for street children;
- (vi) Programme *Children and family as a virtue*;
- (vii) Children projects for building playgrounds for children.

31. **In 2004 and 2005** the budget of the Ministry for Children and Family Affairs was amended to include sub-program *Support For Local Adoption and Foster Families*, within the framework of which 6,000 LVL per year budgeted for training program, which took place twice a year covering the entire territory of the country, with the aim to provide training to all potential foster families.

(f) Protection of children in need of alternative care including the support of care institutions

32. According to Article 21, *Rights of a Person to Social Rehabilitation of the Law on Social Service and Social Assistance*, persons whose integration into society is burdened, have the right to social rehabilitation. One of the groups eligible to social rehabilitation according to the mentioned law are children who have been under extra-familial care for a long time (more than one year).

33. **In 2004** for the implementation of projects within the framework of the State program for the Improvement of the State of the Child and Family 432,171 LVL were spent in the following areas of alternative care:

- (i) Campaign *Help the Child to Grow Up!* (non-governmental organizations took part in different activities in order to support families, protect children in need of alternative care, for example, publishing of informative materials about security of children and alternative child care, improvement of infrastructure of social care institution, organization of an informative campaign *Promotion of Alternative Care Forms in the Society*, performance of a research *Divorce, Marriage Stability and Investigation of Birth Contributory Factors*, shooting of films *Adoption* and *Foster Family*, purchase of games, sports equipment and educational literature for the use of boarding-schools and orphan care centres and homes for children, organization of a camp for children living at a home for children, creation of a web page, total expenses - 61,465 LVL);
 - (ii) Training for adopting parents as well as consultations for adopting parents, foster families, guardians and children living in these families (64 families have been trained and psychological consultation has been provided for 311 persons, total expenses - **10,000 LVL**);
 - (iii) Work and recreational camps for children at social risk (camps have been organized in all 26 regions of Latvia with 1568 participants, total expenses - **39,000 LVL**).
- (g) Programs and activities for the prevention of and protection from child abuse, child sexual exploitation and child labour**

34. The Ministry of Interior in cooperation with the Ministry for Children and Family Affairs has drafted a program *Preventing Children Criminality and Protection of Children from Crimes for the years 2006 - 2008* (on 16 February 2006 the draft was proclaimed at the Meeting of State Secretaries). The programme prescribes prophylactic activities with the aim to facilitate security and prevent crime among children. The budget in 2006 has not yet been allocated for the activities of the programme, however, the foreseen funding is:

Table 16

Draft budget for the Program Preventing Children Criminality and Protection of Children from Crimes

Institution	2006	2007	2008	Total
Ministry of Interior				1 963 308 LVL
State police				1 843 208 LVL
Central Department, Public Order Police	449 344 LVL	556 416 LVL	809 488 LVL	1 815 248 LVL
Criminal Police Main Department	13 180 LVL	7 390 LVL	7 390 LVL	27 960 LVL
State Firefighting and Rescue Service	36 100 LVL	46 750 LVL	37 250 LVL	120 100 LVL
State Probation Service		402 705 LVL	388 729 LVL	791 434 LVL
Ministry of Education and Science	398 600 LVL	398 600 LVL	398 600 LVL	1 195 800 LVL
Ministry of Welfare		1 054 645 LVL	1 271 565 LVL	2 326 210 LVL
Ministry of Defense	209 950 LVL	284 250 LVL	285 250 LVL	779 450 LVL
Total	1 107 174 LVL	2 750 756 LVL	3 198 272 LVL	7 056 202 LVL

Source: Ministry of Interior.

35. On 3 March 2005 the Cabinet of Ministers adopted a program *State Program Against Human Trafficking for 2004-2008*. One of the aims of the program is to facilitate the implementation of Article 20 of *the Child's Rights Protection Law*, which require that cases concerning the alleged abuse of children's rights should be examined by specially trained specialists. The program prescribes increasing of the number of the staff in the Inspection of Juvenile Affairs of the State Police to reach 164 staff members. In 2004 the amount of 180,072 LVL was allocated to implement this program. In 2005 the total amount allocated was less that actually needed. According to *the Law on the 2005 State Budget* to facilitate development of Inspection of Juvenile Affairs of the State Police the amount of 8,784 LVL was allocated for additional 2 staff posts.

36. The Ministry for Children and Family Affairs in 2004 has implemented the following projects within the framework of the State program for the Improvement of the State of the Child and Family for the Improvement of the State of the Child and Family amounting to **432,171 LVL**:

- (i) Informative campaign for the prevention of violence against children (**2,200 LVL**);
 - (ii) Training of specialists for the support of children in crisis situation (training of 782 specialists of law enforcement institutions, development of methodical material for the prevention of violence) (**25,000 LVL**);
 - (iii) Programme *A Child-friendly school*.
- (h) Juvenile justice and the recovery and social reintegration of juvenile offenders**

37. Unfortunately, there is no precise data of the budget allocated for juvenile justice, recovery and social reintegration of juvenile offenders. According to the information available, in 2004 the amount of 32,134 LVL was allocated to of social rehabilitation centres, which, in their turn, were able to provide social rehabilitation to 4 underage persons.

38. In 2005 more than 250,472 LVL were allocated to the State Probation Service for coordination of children's public and community services. In addition to the mentioned 125,301 LVL were allocated in 2005 to social rehabilitation centres, which, in their turn, were able to provide social rehabilitation to 4 underage persons.

39. In 2006, the budget of the State Probation Service has received 200,000 LVL for supervising of convicted persons. In addition, in 2006 the budget of the State Probation Service has received 192,149 LVL for coordination of children's public and community services. In addition to the mentioned 125,300 LVL were allocated in 2006 to social rehabilitation centres, which, in their turn, were able to provide social rehabilitation to 7 underage persons.

3. With reference to children deprived of a family environment and separated from their parents, please provide disaggregated data (by sex, age, ethnic groups and other minorities, urban and rural areas) for 2003, 2004 and 2005 on the number of children:

(a) Children separated from their parents

40. The data below concerns the number of children, deprived of parental care on the basis of a Orphans or Parish Court decision:

Table 17

2003				
	Total number of children	Age 0-6 years	Age 7-15 years	Age 16-17 years
Republic cities	600	236	295	69
Regions	1 700	668	825	207
Total	2 300	924	1 120	276

Source: State Statistical Surveys, Survey of Orphans and Parish Courts, 2003.

Table 18

2004				
	Total number of children	Age 0-6 years	Age 7-15 years	Age 16-17 years
Republic cities	658	291	289	78
Regions	1 260	530	579	151
Total	1 918	821	868	229

Source: State Statistical Surveys, Survey of Orphans and Parish Courts, 2004.

(b) Number of children placed in institutions

Table 19

Year	Age 0-2 years			Age 3-4 years			Age 5-6 years			Age 7-15 years			Age 16-17 years			Age 18 and older		
	Total	Boys	Girls	Total	Boys	Girls	Total	Boys	Girls	Total	Boys	Girls	Total	Boys	Girls	Total	Boys	Girls
2003	608	135	134	66	36	30	40	24	16	182	110	76	41	20	21	10	6	4
Republic cities																		
Regions	375	35	35	68	38	30	53	26	27	145	76	69	36	21	15	4	3	1
Total	983	169	169	134	74	60	93	50	43	327	186	141	77	41	36	14	9	5
2004	618	144	129	78	37	41	38	20	18	170	107	63	51	28	23	8	3	5
Republic cities																		
Regions	548	41	41	91	44	47	87	49	38	213	111	102	71	35	36	4	3	1
Total	1 166	185	170	169	81	88	125	69	56	383	218	165	122	63	59	12	6	6

Source: Social Board of the Welfare Ministry.

(c) **Placed with foster families**

Table 20

Number of children placed in foster families			
Year	2003	2004	2005
Republic cities	17	23	-
Regions	4	33	-
Total	21	56	154

Source: State Statistical Surveys, Survey of Orphans` and Parish Courts, 2003, 2004 and 2005.

(d) **Adopted domestically and through inter-country adoptions**

Table 21

	Adopted from institutions, total:	Adopted in Latvia				Adopted to foreign countries			
		Total	Boys	Girls	Children with disabilities	Total	Girls	Boys	Children with disabilities
Year	2003	2003	2003	2003	2003	2003	2003	2003	2003
Republic cities	71	13	7	6	0	58	38	20	8
Regions	15	2	1	1	0	13	7	6	0
Total	86	15	8	7	0	71	45	26	8
Year	2004	2004	2004	2004	2004	2004	2004	2004	2004
Republic cities	133	36	13	23	0	95	41	54	11
Regions	40	7	4	3	1	35	15	20	1
Total	173	43	17	26	0	130	56	74	12

Source: Social Service Board of the Welfare Ministry.

41. According to the Ministry for Children and Family Affairs, in 2005 the total of 202 children have been adopted, out of which 88 children were adopted in Latvia (from institutions and guardianship), while 114 children from institutions were adopted to foreign countries.

4. Please specify the number of children with disabilities, up to the age of 18, disaggregated by sex, age, ethnic groups and other minorities, urban and rural areas, covering the years 2003, 2004 and 2005 who were:

(a) **Children with disabilities living with their families**

Table 22

Year	Total	Number of disabled children for whom additional payment to family state benefit is granted	Number of disabled children in institutions of social care
2003	11 011	10 264 ⁴	747 ⁵
2004	10 355	9 643 ⁴	712 ⁵

Source: Ministry for Children and Family Affairs.

(b) Children with disabilities living in institutions

42. Orphans up to 2 years of age, children with physical and mental disabilities aged up to 4 years, as well as disabled children with mental disorders from 4 to 18 years of age are provided with social care and social rehabilitation in centres funded by the state. Care for orphans from 2 to 18 years of age is organized at care institutions funded by local governments.

43. Long-term social care and social rehabilitation institutions provide housing, social care and social rehabilitation. Social services in an institution are provided for orphans and children deprived of parental care in cases where it is not possible to provide the child with care and upbringing in a foster home or under the care of a guardian. In order to facilitate the development of alternative forms of care at social care and social rehabilitation institutions, during the first four years of their operation the state provides financial support to day care centres intended for persons (including children) with mental disorders.

44. Depending on their age and condition of health, children are provided with social care at three types of long-term child care and upbringing institutions:

- (i) Childcare centres for orphans - provide the necessary care for orphans and children deprived of parental care up to 2 years of age and for children with physical and mental development problems up to 4 years of age;
- (ii) Specialized children social care institutions - provide care for disabled children with severe mental disorders from age of 4 years up to 18 years of age;
- (iii) Orphanages - shelters - provide a home for orphans and children deprived of parental care aged between 2 and 18 years. These institutions are run by local governments or non-governmental organizations.

Table 23**Number of institutions and children placed in institutions**

	Child care centres for orphans			Orphanages - shelters			Specialized children social care institutions			Total		
	2003	2004	2005	2003	2004	2005	2003	2004	2005	2003	2004	2005
Number of institutions	6	5	5	61	61	59	3	3	3	70	69	67
Number of children	647	564	485	2 382	2 182	2 040	367	359	356	3 396	3 105	2 881

Source: Ministry of Welfare.

Table 24
Number and age of disabled children living in institutions

Year	Age 0-2 years			Age 3-4 years			Age 5-18 years			Placed during the year					
	Total	Boys	Girls	Total	Boys	Girls	Total	Boys	Girls	Total	Boys	Girls			
Total in the country															
2003	747	435	312	58	30	28	82	45	37	607	360	247	98	56	42
2004	712	410	302	55	35	20	63	33	30	594	342	252	84	45	39
2005	683	397	286	53	33	20	51	32	19	579	332	247	73	39	34
Child care centres for orphans															
2003	300	177	123	58	30	28	76	43	33	166	104	62	47	30	17
2004	242	141	101	55	35	20	49	25	24	138	81	57	20	10	10
2005	223	139	84	51	32	19	35	24	11	137	83	54	21	14	7
Specialized children social care institutions															
2003	367	211	156	0	0	0	2	1	1	365	210	155	30	14	16
2004	359	205	154	0	0	0	6	2	4	353	203	150	29	16	13
2005	351	203	148	0	0	0	14	6	8	337	197	140	32	15	17
Orphanages - shelters															
2003	80	47	33	0	0	0	4	1	3	76	46	30	21	12	9
2004	111	64	47	0	0	0	8	6	2	103	58	45	35	19	16
2005	109	55	54	2	1	1	2	2	0	105	52	53	20	10	10

Source: Ministry Welfare.

Table 25
Number of children placed in institutions

Year	Childcare centres for orphans			Orphanages - shelters			Specialized children social care institutions			Total		
	2003	2004	2005	2003	2004	2005	2003	2004	2005	2003	2004	2005
Number of children	327	343	293	626	794	883	30	29	32	983	1 166	1 208

Source: Ministry of Welfare.

(c) Children with disabilities placed with foster families

45. Developing foster families as one of alternatives for out-of-family childcare was started in the year 2004 under Regulation No. 766 of 10 November 2003 *On the Concept of Foster Families* establishing preconditions for building up the foster family movement in Latvia and accordingly diminishing the number of children in out-of-family childcare institutions.

46. There is no aggregated data yet about the number of disabled children in foster families. Taking into consideration that the foster family movement has started only recently, at the moment the training program of foster families does not include information of how to care for a disabled child and there is no additional financial support for foster families if they are caring for a disabled child. It is supposed that there are very few children with disabilities living in foster families.

(d) Children with disabilities attending regular schools

Table 26

School year	Total	General full-time schools				Evening secondary schools	Vocational schools	
		Pre-primary	Primary	Secondary	Of which children with disability		Total	Of which children with disability
2003/04	364 325	8 238	78 326	216 103	1 633	14 869	46 789	295
2004/05	310 491	7 580	74 272	209 022	1 662	14 966	44 651	236
2005/06	331 562	7 083	69 181	197 992	1 663	14 569	42 737	297

Source: Annual Statistical Information, the Ministry of Education and Science.

Table 27

Disaggregated data on children with disability up to the age of 18, attending regular schools

School year	Grade 1-12	Total number of children with disability attending regular full-time schools	Of which		Belonging to ethnic minorities
			Girls	Children of urban/rural areas	
2003/04	7-18	1 633	697	947/686	Data is not aggregated
2004/05	7-18	1 662	707	1 085/577	
2005/06	7-18	1 663	697	1 055/608	

Source: Annual Statistical Information, the Ministry of Education and Science.

(e) Children with disabilities, attending special schools and classes for children with disability

Table 28

School year	General full-time special schools, ⁶ boarding schools and classes for children with disability
2003/04	9 822
2004/05	9 793
2005/06	9 691

Source: Annual Statistical Information, the Ministry of Education and Science.

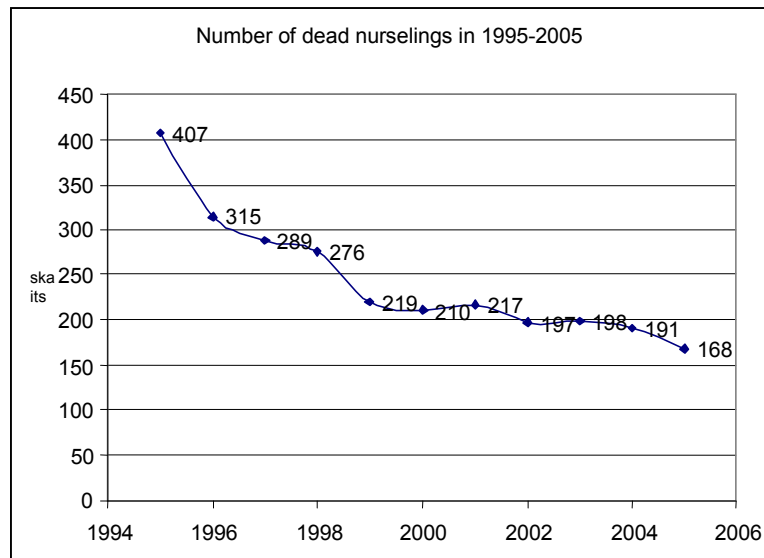
(f) Children with disabilities not attending any school

47. According to the data provided by Education Development Guidelines 5.6% of children under age of 18 are not attending any school.

5. Please provide disaggregated statistical data (by sex, age, ethnic groups and other minorities, urban and rural areas) covering the years 2003, 2004 and 2005 on:

(a) Rates of infant and child mortality

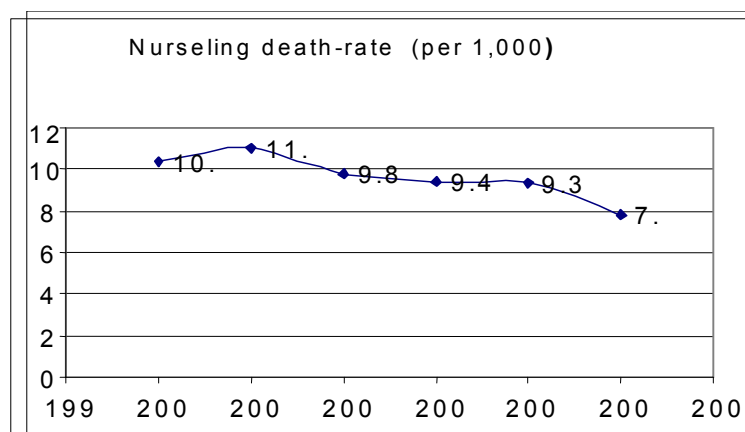
Table 29



Source: Ministry of Health.

48. The overall rate of infant mortality (age 0-1 years) in 2005 decreased. Comparing with 2003 when 198 infants died, in 2004 only 191 infants died. Respectively, rate of infant and children mortality decreased by 7.8 cases per 1,000 born- alive infants (9.39 cases in 2004 and 9.43 cases in 2003 per 1,000 born-alive infants).

Table 30



Source: Ministry of Health.

49. In general, the rate of the children's mortality is observed among the age group 0-4 years. The level of mortality among the boys is higher than among the girls. Compared to 2003 when the rate of mortality among the boys was 2.93 cases per 1,000 born-alive boys, in 2005 the rate of mortality among the boys decreased till 0.21 cases per 1,000 born-alive boys. Also, the overall rate of girls' mortality in this age group is the highest.

Table 31**Rates of mortality**

Year	2003				2004				2005			
Age years	0-4	5-9	10-14	15-17	0-4	5-9	10-14	15-17	0-4	5-9	10-14	15-17
Died (absolute numbers):												
Boys	147	21	29	63	121	25	26	63	108	21	31	60
Girls	109	11	10	38	109	15	7	40	95	10	15	23
Mortality (number per 1 000 in respective gender group):												
Boys	2.93	0.40	0.35	0.82	2.36	0.50	0.34	0.83	0.21	0.04	0.04	0.08
Girls	2.27	0.22	0.13	0.52	2.23	0.32	0.09	0.55	1.94	0.21	0.20	0.32

Source: Ministry of Health.

(b) Rates of immunization

50. In 2005 the level of immunization against all infections, except *Haemophilus influenzae* type B, among the children has reached 95%.

- *Immunization against hepatitis*

51. Vaccination of neonates against hepatitis B in Latvia started in 1997. In 2005 98.1% of children in the group of age pf 0-1 years received 3 vaccines against hepatitis B. Compared to 2000, in 2005 the level of vaccination had increased by 3.1%. No cases of infection with hepatitis B were registered in Latvia in 2005 among the children under the age of 1 year.

Table 32**Immunization against hepatitis B (%)**

Age/vaccine	2000	2001	2002	2003	2004	2005
1 year/3 rd vaccine	95.0	96.1	97.8	98.1	98.1	98.1

Source: Ministry of Health.

- *Immunization against tuberculosis*

52. Vaccination of neonates against tuberculosis in Latvia started in 1937. In 2005 99.9% of children in the age group of 0 till 1 year were vaccinated against tuberculosis. Compared to 2000, in 2005 the level of vaccination is on the same high level (>99%). There were no registered cases of infection with tuberculosis in Latvia in 2005 among the children under the age of 1 year.

Table 33

Immunization against tuberculosis (%)

Age/vaccine	2000	2001	2002	2003	2004	2005
1 year/3 rd vaccine	99.9	99.9	99.9	99.9	99.9	99.9

Source: Ministry of Health.

- *Immunization against diphtheria and tetanus*

53. Vaccination against diphtheria and tetanus in Latvia started in 1958. In 2005 98.5% of children in the age group of 0-1 years were vaccinated against diphtheria and tetanus (received 3 vaccines) and, compared to 2000, in 2005 the level of vaccination had increased by 2.6%. 95.6% of children age group 0-2 years received the 4th vaccine and, compared to 2000 in 2005 the level of vaccination in this group has increased per 4.1%. At the age of 8 years 95.6% of children received the 5th vaccine and, compared to 2000 in 2005 the level of vaccination has increased by 5%. At the age of 15 years 96.1% of children received their 6th vaccine and, in comparison with 2000, in 2005 the level of vaccination has increased by 4.5%.

Table 34

Immunization against diphtheria and tetanus

Age/vaccine	2000	2001	2002	2003	2004	2005
1 year/3 rd vaccine	95.9	97.2	97.2	97.7	98.1	98.5
2 years/4 th vaccine	91.5	92.6	94.1	95.0	95.4	95.6
8 years/5 th vaccine	92.3	93.9	94.8	96.2	96.4	97.3
15 years/6 th vaccine	91.6	93.8	93.9	93.6	95.1	96.1

Source: Ministry of Health.

- *Immunization against whooping cough*

54. Vaccination against whooping cough in Latvia started in 1958. In 2005 98.5% of children age group of 0-1 years were vaccinated against whooping cough (received 3 vaccines). Compared to 2000, in 2005 the level of vaccination had increased by 2.9%. In the age group of 2 years 95.6% of the children received their base vaccine. Compared to 2000, in 2005 the level of vaccination had increased by 5.5%.

Table 35

Immunization against whooping cough (%)

Age/vaccine	2000	2001	2002	2003	2004	2005
1 year/3 rd vaccine	95.6	96.9	97.2	97.7	98.0	98.5
2 years/4 th vaccine	89.7	92.3	93.9	94.7	94.7	95.6

Source: Ministry of Health.

- *Immunization against poliomyelitis*

55. Since 1963 no cases of poliomyelitis have been registered in Latvia. On 22 June 2002 Latvia was registered as a state free from poliomyelitis. Vaccination against poliomyelitis in Latvia started in 1957. In 2005 98.5% of children in the age group 0-1 years were vaccinated against poliomyelitis (received 3 vaccines). Compared to 2000, in 2005 the level of vaccination has increased by 2.7%. In the age group of 0-2 years 95.4% of children received their base vaccine and, compared to 2000, in 2005 the level of vaccination has increased by 3.8%. At the age of 8 years 97.3% of children received their 5th vaccine and, compared to 2000, in 2005 the level of vaccination has increased by 4.3%. At the age of 15 years 96.8% of children received the 6th vaccine and, compared to 2000, in 2005 the level of vaccination has increased by 3.6%.

Table 36

Immunization against poliomyelitis (%)

Age/vaccine	2000	2001	2002	2003	2004	2005
1 year/3 rd vaccine	95.8	97.3	97.5	97.8	97.2	98.5
2 years/4 th vaccine	91.6	92.7	94.1	94.9	94.7	95.4
8 years/5 th vaccine	93.0	94.0	95.0	96.2	96.5	97.3
15 years/6 th vaccine	93.2	95.5	95.1	94.9	95.8	96.8

Source: Ministry of Health.

- *Immunization against Haemophilus influenzae type B*

56. Vaccination against Haemophilus influenzae type B in Latvia began in 1994. In 2005 93.6% of children age 0-1 years were vaccinated against Haemophilus influenzae type B (received 3 vaccines). In comparison with 2000, in 2005 the level of vaccination has increased by 14.7%. While compared to 2004, in 2005 the level of vaccination has decreased by 1.3%.

Table 37

Immunization against Haemophilus influenzae type B (%)

Age/vaccine	2000	2001	2002	2003	2004	2005
1 year/3 rd vaccine	78.9	83.7	86.9	92.3	94.9	93.6

Source: Ministry of Health.

- *Immunization against measles*

57. Vaccination against measles in Latvia started in 1968. In 2005 95.0% of children age group of 16-23 months were vaccinated against measles (received the 1st vaccine) and, compared to 2000, in 2005 the level of vaccination has increased by 2.8%. At the age of 8 years 98.3% of children received their base vaccine and in this age group compared to 2000, in 2005 the level of vaccination has increased by 5.2%. At the age of 15 years 98.6% of children received the second base vaccine and, in comparison with 2000, in 2005 the level of vaccination has increased by 3.6%. While compared to 2004, in 2005 the level of vaccination has decreased by 0.2%.

Table 38
Immunization against measles (%)

Age/vaccine	2000	2001	2002	2003	2004	2005
16-23 months/1 st vaccine	92.2	93.4	94.3	93.5	95.2	95.0
8 years/2 nd vaccine	93.1	94.8	95.9	97.1	97.5	98.3
15 years/2 nd vaccine	95.0	97.9	98.3	98.4	98.8	98.6

Source: Ministry of Health.

- *Immunization against mumps*

58. Vaccination against Mumps in Latvia started 1983. In 2005 95.0% of children of the age group 16-23 months were vaccinated against Mumps (received the 1st vaccine). Compared to 2000, in 2005 the level of vaccination has increased by 2.8%. At the age of 8 years 98.3% of children received the 2nd vaccine and, compared to 2000, in 2004 the level of vaccination has increased by 6.2%. At the age of 15 years 98.4% of children received the second base vaccine and in this age group, compared to 2000, in 2005 the level of vaccination has increased by 67.9%.

Table 39
Immunization against mumps (%)

Age/vaccine	2000	2001	2002	2003	2004	2005
16-23 months/1 st vaccine	92.2	93.4	94.3	93.5	95.2	95.0
8 years/2 nd vaccine	92.1	95.0	95.5	97.0	97.4	98.3
15 years/2 nd vaccine	30.5	91.9	95.5	96.7	97.4	98.4

Source: Ministry of Health.

- *Immunization against rubella*

59. Vaccination against rubella in Latvia started 1993. In 2005 95.0% of children age group from 16 till 23 months were vaccinated against rubella (got the 1st vaccine). Compared to 2000, in 2005 the level of vaccination has increased by 3.2%. At the age of 8 years 98.3% of children received base vaccine and, in comparison with 2000, in 2004 the level of vaccination has increased by 98.2%. At the age of 13 years 94.8% of girls received the second base vaccine and, in comparison with 2000, in 2005 the level of vaccination has increased by 68%.

Table 40
The level of Immunization against rubella (%)

Age/vaccine	2000	2001	2002	2003	2004	2005
16-23 months/1 st vaccine	91.8	93.4	94.3	93.5	95.2	95.0
8 years/2 nd vaccine	0.1	7.9	41.7	95.7	97.3	98.3
13 years/2 nd vaccine	26.8	30.1	59.0	87.1	93.1	94.8

Source: Ministry of Health.

(c) Rates of malnutrition**(d) Children infected with and/or affected by HIV/AIDS**

60. In 2005 the overall number of children who have been infected by HIV/AIDS has decreased. In 2005 only one case of infection by HIV/AIDS has been registered among the nursing. Three cases of infection by HIV/AIDS have been registered among junior girls in the age group between 15 and 17 years; this is by 5 cases less than in 2004.

Table 41**Level of HIV infection in relevant gender and age groups**

Age group	2003		2004		2005	
	Female	Male	Female	Male	Female	Male
0-12 months	1	0	1	0	0	1
1-9 years	1	0	1	1	1	0
10-14 years	0	0	0	0	0	0
15-17 years	5	3	8	1	3	0
18-49 years	121	264	100	192	94	186
>=50	4	4	4	13	7	7
Age is not known	0	0	1	1	0	0
Total	132	271	115	208	105	194

Source: Ministry of Health.

(e) Early pregnancies, abortions, sexually transmitted infections (STIS), mental health problems (e.g. suicide rates, eating disorders, depression), tobacco use, alcohol and drug abuse

- *Early pregnancy*

61. In 2005 451 girls between 15 and 17 years of age, who gave the birth, were registered, which is by 13 cases more than in 2003 and by 11 cases more than in 2004. At the same time, the number of girls, who birth at the age under 14, has decreased. In 2004 3 girls and in 2003 6 girls under the age of 14 gave birth.

Table 42**Number of lying-in women (absolute numbers)**

2003		2004		2005	
Under 14 years of age	15-17 years	Under 14 years of age	15-17 years	Under 14 years of age	15-17 years
6	438	3	440	2	451

Source: Ministry of Health.

62. The number of artificial abortions has decreased among the under-age girls. In 2005 in the age group of 15 - 17 years the number of artificial abortions was 374. Compared to 2004, the number has decreased by 48 cases. Besides, in 2005 only in 11 cases artificial abortions were performed on the girls in the age group under 14 years, in 2004 in 12 cases artificial abortions were performed on the girls in age group under 14 years.

- *Children with sexually transmitted infections*

63. It has been observed that the number of cases of the first sexually transmitted infections among the girls aged from 0 till 17 years is higher than among the boys of the same age. In 2005 infection with syphilis had slightly decreased, both among the boys and among the girls in all age groups.

Table 43

Children with sexually transmitted infections (first time; absolute numbers)

Year	2003		2004		2005	
Age	0-14 years	15-17 years	0-14 years	15-17 years	0-14 years	15-17 years
Syphilis:						
Male	3	5	3	4	1	2
Female	6	21	1	28	3	11
Gonorrhea:						
Male	0	14	0	6	0	10
Female	2	17	1	10	1	12

Source: Ministry of Health.

- *Children affected by mental diseases*

Table 44

Children affected by mental diseases (first time; absolute numbers)

Year	2003		2004		2005	
Age	0-14 yrs	15-17 yrs	0-14 yrs	15-17 yrs	0-14 yrs	15-17 yrs
Organic, including symptomatic, mental disorders	259	92	278	83	213	77
Schizophrenia, schizotypal and delusional disorders	22	22	16	34	10	26
Mood (affective) disorders	6	10	4	21	5	9
Neurotic, stress-related and somatoform disorders	99	87	89	59	93	77
Behavioural syndromes associated with physiological disturbances and physical factors	13	10	15	6	13	3
Behavioural and emotional disorders with onset usually occurring in childhood and adolescence (F90-F98)	299	67	311	83	312	70

Source: Ministry of Health.

- *Statistics of suicide*

64. The number of suicides in 2005 has increased among the boys in the age group of 15-17 years; 13 suicide cases were registered making 0.17 cases per 1,000 boys. Compared to 2004, the number of suicides among the boys in the same age group has increased by 5 cases, and compared to 2003, the number has increased by 9 cases.

Table 45

The number of suicides among the persons under 18 years of age

Year			2003			2004				2005		
Age years	0-4	5-9	10-14	15-17	0-4	5-9	10-14	15-17	0-4	5-9	10-14	15-17
Death-rate (absolute number):												
Boys	0	0	3	4	0	1	1	8	0	0	4	13
Girls	0	0	1	3	0	0	0	1	0	0	1	3
Statistic per 1 000 - persons of the same gender:												
Boys	0	0	0.04	0.05	0	0.02	0.01	0.11	0	0	0.05	0.17
Girls	0	0	0.01	0.04	0	0	0	0.01	0	0	0.01	0.04

Source: Ministry of Health.

- *Statistics of drug abuse*

65. Compared to 2003 and to 2004, in 2005 the number of cases of psychoactive substances abuse among the children has decreased. Notably, the number of cases of tranquillizing and sleeping pill abuse has decreased from 40 cases in 2003 to 10 cases in 2005.

Table 46

Drug abuse among children (absolute numbers)

Year	2003	2004	2005
Total, with intoxication due to psychoactive substance use or harmful use	177	185	144
Including use of opioids	3	0	1
Use of cannabinoids	43	44	33
Use of sedatives and hypnotics	40	30	10
Use of amphetamine	9	23	18
Use of hallucinogens	5	6	2
Use of volatile solvents	15	14	13
Multiple drug use and use of other psychoactive substance	62	68	65

Source: Ministry of Health.

(f) **The percentage of health professionals working in health-care services for children**

Table 47

Specialist (% of the total amount of medical doctors in Latvia)	Year		
	2003	2004	2005
Children's gynaecologists	0.04	0.01	0.01
Children's surgeons	0.32	0.35	0.36
Paediatricians	4.17	3.23	2.94
Neonatalogists	0.88	0.88	0.91
Children's psychiatrists	0.09	0.15	0.24
Children's infectologists	0.06	0.05	0.09
Family doctors	13.32	15.22	15.60
Otorhinolaryngologists	2.03	1.95	1.97
Ophthalmologists	2.51	2.76	2.69
Emergency care physicians	2.09	2.03	2.05
Dentists	16.33	17.19	17.76

Source: Ministry of Health.

6. With reference to child abuse, please provide disaggregated data (by sex, age, ethnic groups and other minorities, and types of violations reported) covering the years 2003, 2004 and 2005 on the:

(a) Reported cases of child abuse

66. Since October 2005, according to the new statistic accounting methods the data on cases of child abuse are not being gathered.

Table 48

Year	2003	2004	2005 (Jan.-Sept.)
Number of reported cases of child abuse received by Prosecutor General Office	55	68	34
Number of cases of child abuse forwarded to other institutions	20	17	8
Number of cases of child abuse forwarded to Public Prosecutor Offices	4	5	8

Source: Prosecutor General Office.

(b) Number and percentage of reports which have resulted in a court decision or other form of follow-up

Table 49

Year	2003	2004	2005 (Jan.-Sept.)
Number of reports which have resulted in court decision or other form of follow-up	32	42	22
Number of reports which have resulted in court decision or other form of follow-up and decision has defined the violation of the law	4	14	5

Source: Prosecutor General Office.

(c) Number of child victims that have received counseling and assistance in recovery

Table 50

Number of children-victims of violence who have received social rehabilitation

Year	Number of children	
	Institutional	At place of residence
2003	473	839
2004	560	941
2005	562	872

Source: Ministry of Welfare.

Table 51

Budget allocated for the social rehabilitation for children-victims of violence

Year	Budget (LVL)		
	Institutional	At place of residence	Total
2003	114 705.71	4 260.73	154 966.44
2004	132 140.11	45 172.82	177 312.93
2005	151 498.63	41 865.60	193 364.23

Source: Ministry of Welfare.

7. Criteria of "Poverty" and number of children living below the poverty line.

67. Since 1998, the Latvian Government has declared its intention to combat poverty and social exclusion. This political will resulted in acceptance of *the Joint Inclusion Memorandum (JIM)*. On 18 December 2003 the Minister of Welfare signed JIM in Brussels thus approving the commitment of the Latvian government to combat poverty and social exclusion. *The National Plan for Reduction of Poverty and Social Exclusion for 2004-2006* was approved in 2004 and supported by the national and EU Structural Funds funding.

68. In Latvia, official poverty line is not defined. Since 2003, social assistance is regulated by the *Law on Social Services and Social Assistance*, which prescribes different approach from that used previously in regard to the granting of social assistance by local governments. The foundation for the new system is built on means-tested local government benefits for the poorest inhabitants resided in municipalities - a guaranteed minimum income benefit (GMI benefit).

69. According to the Regulation of the Cabinet of Ministers No.97 *Procedure on How a Family or a Separately Living Person is Recognized as Needy*, criteria have been established in order to define whether a person or a family is needy. If a person or a family meets the criteria, she/he are entitled to receive social assistance, the purpose of which is to provide material support to needy families (persons) in a crisis situation in order to satisfy their basic needs and promote the participation of able-bodied persons in the improvement of their situation as stipulated in Section 32 of *the Law on Social Services and Social Assistance*.

70. In 2004, 37.4% of all children under 18 years of age lived in households of 1st quintile, i.e., in the poorest households. While in 2004, 32% large families with three or more children were subjected to poverty risk, the risk of poverty of the single parent families with one ore more children in 2004 reached 41%.

71. In 2004 3,497,133 LVL were used for GMI, which is 18.8% of the total amount of all the allowances paid from local government budget, while in 2003 it was 2,554,675 LVL or 16.4%.

Table 52

Index of the risk of poverty in different groups of population (%)

	2000	2001	2002	2003	2004
Of the total population	16	...	16	16	19
Respectively by gender and age					
Male	17	...	16	15	18
Female	16	...	16	17	21
Age 0-15 years	19	19	21
Age 16-24 years	18	19	21
Male	18	19	21
Female	18	20	20
By housekeeping type					
Single household	21	25	40
Single household age 65 years or older	17	28	53
Housekeeping type of 2 adults under the age of 65 without dependent children	15	14	15
Housekeeping type of 2 adults aged under 65 years, while other older 65 years, without dependent children	7	10	13
Other housekeeping types without dependent children	10	12	14
Incomplete family with 1 or more dependent children	35	35	41
2 adult, 1 dependent child	14	13	11
2 adult, 2 dependent children	19	13	17
2 adult, 3 and more dependent children	22	32	32
Other housekeeping types with dependent children	15	18	19

Source: Ministry of Economics.

72. The index of the poverty risk is defined as 60% of income median of the equivalent household member; it is calculated for the entire state and is not linked to any social groups, including to families with children. The mentioned poverty risk threshold has an illustrative value only and may not be used for determining poverty level, as well as it is not related to the implementation of state social policies.

8. With reference to the right to education please provide disaggregated statistical data (by sex, age, ethnic groups, including minorities and immigrant children, urban and rural areas) covering the years 2003, 2004 and 2005 in percentages in the relevant age groups on:

(a) Literacy rates

Table 53
Illiterate population

	1989			2000		
	Total	Male	Female	Total	Male	Female
Total	12 133	2 729	9 404	5 361	2 146	3 215
Age groups (years)						
7-9	-	-	-	588	359	229
10-14	544	336	208	316	186	130
15-19	445	272	173	415	245	170
Total for age group 7-19 years	989	608	589	1 907	790	529
70 +	7 634	698	6 936	1 597	163	1 434

Source: Population and Housing Census, 2000.

(b) The rates of enrolment and completion

Table 54
Enrolment of children in grade 1

Academic year	Number of pupils
2003/04	20 521
2004/05	19 539
2005/06	18 904

Source: Data of the Statistical Bureau of the Ministry of Education and Science.

(c) The number and percentage of drop-outs, repetition and retention

Table 55
Dropout in general full-time schools

Academic year	Total	Per cent of enrolment	Of which	
			Female	Urban children
2003/04	10 424	3.33	4 400	7 171
2004/05	10 838	3.6	4 242	7 579

Source: Central Statistical Bureau of Latvia, 2005.

Table 56

Pupils repeating the year in general full-time schools

Academic year	Total	Per cent of enrolment	Of which girls
2003/04	10 246	3.28	2 807 (1.81%)
2004/05	8 348	2.79	2 377 (1.59%)

Source: Central Statistical Bureau of Latvia, 2005.

(d) The teacher per child ration and number of children per class

73. The teacher per child ratio in general full-time schools in the academic year 2004 was 9.15.

74. Average number of children per class in general full-time schools in the year 2005 was 19.

9. Please provide disaggregated statistical data (including by sex, age, ethnic group and other minorities, urban and rural areas and type of crime) covering the years 2003, 2004 and 2005, in particular on the:

(a) Number of persons below 18 who have allegedly committed a crime and been reported to the police

- 2003

75. According to the Statistical Centre of the Ministry of Interior, in 2003 among the total number of resolved criminal offences of 25,283, underage persons have committed 4,255 crimes or 16.8%. 2,539 crimes or 71.8% of the crimes committed by underage persons were grave crimes.

76. In Riga there were 835 registered crimes committed by underage persons, making 19.6% out of the total number of registered crimes. In the district centres underage persons committed 969 crimes or 22.8% of all registered crimes, while in rural areas the number was 2,402 or 56.5%.

77. Most frequent crimes committed by underage persons were: theft - 2,490, hooliganisms- 257, robbery - 256. Less frequent crimes included 88 serious bodily injuries, 11 murders and 10 rapes.

78. In 2003, 48.3% of crimes committed by underage persons was committed in a group, 23.5% was committed under alcohol intoxication and 1.6% was committed under narcotic intoxication. 35% was committed by youth with previous criminal record.

79. Three thousand, three hundred and ninety-five underage persons were brought to trial, 1,190 of them were at the age of 14-15 years, while 1,337 were at the age of 16-17 years. Out of the mentioned total number, 287 or 8.5% were girls.

- 2004

80. In 2004 the total number among the total number of resolved criminal offences of 30,062, underage persons have committed 4,189 cases of crime or 13.9%. 2,564 cases or 56.4% of crimes committed by underage persons was grave crimes.

81. In Riga there were 790 registered crimes committed by underage persons, making 18.9% out of the total number of registered crimes. In the district centres underage persons committed 918 crimes or 21.9% of all registered crimes, while in rural areas the number was 2,425 or 57.9%.

82. Most frequent crimes committed by underage persons were: theft - 2,413, hooliganisms - 296, robbery - 212. Less frequent crimes included 75 serious bodily injuries, 10 murders and 7 rapes.

83. In 2004, 40.5% of crimes committed by underage persons was committed in a group, 22.8% was committed under alcohol intoxication and 2.6% was committed under narcotic intoxication. 32.7% was committed by youth with previous criminal record.

84. Three thousand, six hundred and ninety-three underage persons were brought to trial, 1,516 of them were at the age of 14-15 years, while 2,177 were at the age of 16-17 years. Out of the mentioned total number, 365 or 9.9% were girls.

- 2005

85. With the new Law on Criminal Procedure coming into force on 1 October 2005 the new data collection system also came into force. The new information system *The Register of Criminal Offences* will start its operation during the first quarter 2006. Thus, for the moment, statistical data is available only for the period of first nine months of 2005.

86. According to the Statistical Centre of the Ministry of Interior, in 2005 among the total number of resolved criminal offences of 7,510, underage persons have committed 2,465 crimes or 14.1%. 1,342 crimes or 54.4% of the crimes committed by underage persons were grave crimes.

87. In Riga there were 485 registered crimes committed by underage persons, making 19.7% out of the total number of registered crimes. In the district centres underage persons committed 514 crimes or 20.9% of all registered crimes, while in rural areas the number was 1,433 or 58.1%.

88. Most frequent crimes committed by underage persons were: theft - 1,427, hooliganisms - 190, robbery - 144. In the first 9 months of 2005 there was still high level of crimes committed by underage persons in organized groups - 41.7%. Also, underage persons have committed such crimes as 41 intentional serious bodily injuries, 9 murders and 4 rapes.

89. In 2005, 41.7% of crimes committed by underage persons was committed in a group, 22.2% was committed under alcohol intoxication and 1.1% was committed under narcotic intoxication. 33.7% was committed by youth with previous criminal record.

90. Two thousand, four hundred and ninety-two underage persons were brought to trial, 1,017 of them were at the age of 14-15 years, while 1,475 were at the age of 16-17 years.

Table 57

Juvenile delinquency

	2003	2004	2005 Jan.-Sept.
Total in Latvia	2 927	3 693	2 492
In Riga	666	767	468
In cities-district centres	708	759	506
In urban areas	1 520	2 113	1 484

Source: Ministry of Interior.

Table 58

Types of crimes committed by underage persons

Types of crimes \ Areas	Year	Total in Latvia	In Riga	In cities-district centres	In urban areas
Murder	2003	11	3	5	3
	2004	10	1	2	7
	Jan.-Sept. 2005	9	2	3	4
Intentional bodily injury	2003	88	11	20	56
	2004	75	14	10	51
	Jan.-Sept. 2005	41	8	10	23
Incl. intentional serious bodily injury	2003	20	3	3	13
	2004	18	5	3	10
	Jan.-Sept. 2005	10	2	3	5
Rape	2003	10	1	3	6
	2004	7	2	1	4
	Jan.-Sept. 2005	4	-	1	3
Robbery	2003	256	122	63	70
	2004	212	115	37	57
	Jan.-Sept. 2005	144	75	49	19
Theft	2003	2 490	395	612	1 459
	2004	2 413	362	579	1 457
	Jan.-Sept. 2005	1 427	283	269	866

Source: Ministry of Interior.

(b) Number of persons below 18 who have been convicted of crime, sentenced and the types of punishment or sanctions including length of deprivation of liberty

91. There is no detailed breakdown yet available concerning belonging to ethnic groups or other minorities, urban or rural areas of convicted persons.

Table 59
Juvenile convicts, 2003

Convicted persons		Age years		Persons with previous criminal record				Imprisonment as a base sanction						Other sanctions								
Total	Including girls	Crimes committed in org. groups	Underage persons out of family care	Incl. students and employed	14-15 years of age	16-17 years of age	Not tried	Released from criminal liability	Convicted with criminal record removed	Convicted with criminal record not removed	Up to 1 year	1-3 years	3-5 years	5-10 years	10-15 years	Suspended sentence	Fine	Incl. fine conditionally	Community service	Incl. community service conditionally	Release from liability and sentence	Compulsory measures of a correctional nature

Source: Ministry of Justice.

Table 60
Juvenile convicts, 2004

Convicted persons		Age years		Persons with previous criminal record						Imprisonment as a base sanction						Other sanctions							
Total	Including girls	Crimes committed in org. groups	Underage persons out of family care	Incl. students and employed	14-15 years of age	16-17 years of age	Not tried	Released from criminal liability	Convicted with criminal record removed	Convicted with criminal record not removed	Up to 1 year	1-3 years	3-5 years	5-10 years	10-15 years	Suspended sentence	Fine	Incl. fine probationary	Community service	Incl. community service conditionally	Release from sentence	Compulsory measures of a correctional nature	Compulsory measures of a medical nature

Source: Ministry of Justice.

(c) Number of persons below 18 who have been tried as adults

(d) Number of detention facilities for persons below 18 and their capacity

92. There is one separate detention facility for juvenile male offenders - Cesu Educational Institution for Juveniles having a capacity of 124 units. Juvenile female offenders serve their sentence in Female prison of Ilģuciemis in a separate section, which is adjusted to the requirements for correction institutions for juvenile offenders and has a capacity of 10 units.

(e) Number of persons below 18 detained in these facilities and minors detained in adult facilities

Table 61

	Cēsu Educational Institution for Juveniles	Female prison of Ilģuciemis
2004 (as of 5 March)	102 convicted male underage persons	3 convicted female underage persons
2005 (as of 7 January)	91 convicted male underage persons	3 convicted female underage persons
2006 (as of 6 March)	94 convicted male underage persons	3 convicted female underage persons

Source: Ministry of Justice.

(f) Number of persons below 18 kept in pre-trial detention and average length of their detention

Table 62

Place/Year	As of 5 March 2004	As of 7 January 2005	As of 6 March 2006
Cēsu Educational Institution for Juveniles	5 underage male persons	8 underage male persons	10 underage male persons
Matīsa prison	85 underage male persons	76 underage male persons	64 underage male persons
Daugavpils prison	22 underage male persons	16 underage male persons	
Liepājas prison	17 underage male persons	22 underage male persons	
Female prison of Ilģuciemis	None	4 underage female persons	5 underage female persons

Source: Ministry of Justice.

(g) Number of reported cases of abuse and maltreatment of persons below 18 at the time of their arrest and detention

93. There is no precise data available about the number of reported cases of abuse and maltreatment of persons below 18 at the time of their arrest and detention. According to the information provided by the Latvian Administration of Places of Imprisonment, there are no reported cases of abuse and maltreatment of persons below 18 at the time of their arrest and detention, but this does not exclude that complaints may have been reported to other institutions. Underage persons also have the right and possibility to meet with the management of the place of imprisonment concerned, as a result, a significant number of complains is resolved on the spot.

10. With reference to special protection measures, please provide statistical data (including by sex, age, ethnic and other minorities, urban and rural areas) for the years 2003, 2004 and 2005 on the number of:

- (a) Children involved in sexual exploitation, including prostitution, pornography and trafficking and a number of those children provided with access to recovery, reintegration services and other forms of assistance**

Table 63

	2003	2004	2005
The number of underage victims in cases under article 154 ¹ of <i>Criminal Law, Human trafficking</i>	-	3	-
The number of underage victims in cases under article 165 ¹ of <i>Criminal Law, Sending a Person for Sexual Exploitation</i>	1	2	-

Source: Ministry of Interior.

94. Following the amendments to *the Latvian Criminal Law* in 2000, the number of underage persons involved in prostitution and number of underage persons sent abroad for human trafficking has decreased. In 2005 there were no children trafficking cases in Latvia and no cases of children being sent abroad for sexual exploitation.

95. Moreover, Section 51, *Protection of the Child from Illegal Activities*, of *the Law on the Protection of the Rights of the Child* stipulates that:

“(1) For violence against a child, encouraging or forcing a child to take part in sexual activities, exploitation or involvement of a child in prostitution, the persons at fault shall be held liable as prescribed by law.

(2) A child who is a victim of a criminal offence, exploitation, sexual abuse, violence or any other unlawful, cruel or demeaning acts, shall, in accordance with procedures prescribed by the Cabinet, be provided with emergency assistance free of charge, in order that a child may regain physical and mental health and reintegrate into society. Such medical treatment and reintegration shall take place in an environment favourable to the health, self-esteem and honour of a child, carefully guarding the child’s intimate secrets.

(3) Every person has the duty to inform the police or another competent institution regarding violence or any other criminal offence directed against a child. For failing to inform, the persons at fault shall be held to liability as prescribed by law.”

96. According to the Section 52. *Child Victims of Violence or Other Illegal Acts of the Law on the Protection of the Rights of the Child* stipulates that:

“(1) Special institutions or sections in general medical institutions shall be established and special resources allocated in the State budget for the medical treatment and rehabilitation of a child who has suffered as a result of violence. Expenditures for the medical treatment and rehabilitation of the child shall be covered by the State and shall be collected from the persons at fault by subrogation procedures.

(2) Special medical treatment shall be provided for a child who has become ill with a sexually transmitted disease. The adults at fault for the illness of the child shall be held liable as prescribed by law and the costs of the medical treatment shall be collected from them.

As of 2000, a child who is a victim of criminal acts (a criminal offence, exploitation, sexual abuse, violence or any other illegal, cruel or humiliating action) is provided assistance, financed by the national budget, which is necessary for the child to recover physical and mental health and to integrate into the community.”

97. Social rehabilitation is provided at the place of residence and in special social rehabilitation institutions where service of psychologist, psychotherapists or social worker, who has undergone special training in rehabilitation of abused children, is provided.

Table 64

Number of children-victims of violence who have received social rehabilitation

Year	Number of children	
	Institutional	At place of residence
2003	473	839
2004	560	941
2005	562	872

Source: Ministry of Welfare.

Table 65

Budget allocated for the social rehabilitation for children-victims of violence

Year	Budget (LVL)		
	Institutional	At place of residence	Total
2003	114 705.71	40 260.73	154 966.44
2004	132 140.11	45 172.82	177 312.93
2005	151 498.63	41 865.60	193 364.23

Source: Ministry of Welfare.

98. Training for specialists assisting children who have been subjected to violence is provided from the State budget. In 2003, 2,164.27 LVL were allocated for these training needs.

(b) The number of unaccompanied minors and asylum-seeking and refugee children

99. A reply to this question has already been provided under the Section A, question 1. C) of the present document.

(c) Children under the age of 16 involved in child labour

100. *The Law on Protection of the Rights of the Child* has been adopted by the Latvian Parliament on 19 June 1998. Section 15 *Rights of the Child to Protection from Exploitation* thereof envisages that:

“(1) A child has the right to be protected from economic exploitation, and from employment in conditions that are dangerous or harmful to his or her health or physical, psychological or moral development, or in night work or during such working periods as hinder his or her education.

(2) A child has the right to be protected from physical and mental exploitation, from sexual exploitation and seduction, and from any other forms of exploitation, which may in any way harm the child.”

101. The Labour Law anticipates certain protection for children to prevent from illegal child labour. Section 37, *Prohibitions and Restrictions of Employment*, thereof stipulates that:

“(1) It is prohibited to employ children in permanent work. Within the meaning of this Law, a child shall mean a person who is under 15 years of age and who until reaching the age of 18 continues to acquire a basic education.

(2) In exceptional cases children from the age of 13, if one of the parents (guardian) has given written consent, may be employed outside of school hours doing light work not harmful to the safety, health, morals and development of the child. Such employment shall not interfere with the education of the child. Work in which children may be employed from the age of 13 shall be determined by the Cabinet.

(3) In exceptional cases if one of the parents (guardian) has given written consent and a permit from the State Labour Inspection has been received, a child as a performer may be employed in cultural, artistic, sporting and advertising activities if such employment is not harmful to the safety, health, morals and development of the child. Such employment shall not interfere with the education of the child. The procedures for issuing permits for the employment of children as performers in cultural, artistic, sporting and advertising activities, as well as the restrictions to be included in such permits with respect to working conditions and employment conditions, shall be determined by the Cabinet.

(4) It is prohibited to employ adolescents in jobs in special conditions which are associated with increased risk to their safety, health, morals and development. Within the meaning of this Law, an adolescent shall mean a person between the ages of 15 and 18 who is not to be considered a child within the meaning of Paragraph one of this Section. Work in which the employment of adolescents is prohibited and exceptions when employment in such jobs is permitted in connection with occupational training of the adolescent shall be determined by the Cabinet.”

102. In addition Latvia has launched the process of ratification of the 1999 C182 Worst Forms of Child Labour Convention. The ratification draft law has been submitted to the Cabinet of Ministers, which afterwards will have to be adopted by the Parliament.

(d) Street children

103. Under Article 1 Subparagraph 14 of the *Law on Protection of the Rights of the Child*, street children are children who have insufficient connection to family and who spend most of their time in the street or in other conditions not suitable for development of a child.

Table 66

Rehabilitated children in 2004

Type of violence	Number of rehabilitated children
Emotional violence which includes also leaving a child unattended	819 ⁷

Source: Statistical publication “Children in Latvia 2005”.

104. According to the Analysis of statistical reports of Orphan’s Courts and Parish Courts for the year 2004 (www.bm.gov.lv), as of 1 January 2004 the number of unfavourable families was 9,436, in which 18,451 children were living. The number of children in unfavourable families comparing to 2003 has decreased by 487 children and in comparison with the year 2002 - by 726 families.

105. The number of persons who have received social services provided by local governments at day care centres in 2004 was 1,542, in 2003 - 3,132.⁸

Section B

GENERAL MEASURES OF IMPLEMENTATION

1. Information on intended or planned activities related to recommendations contained in the committee's previous concluding observations (CRC/C/15/Add.142) on the initial report of Latvia (CRC/C/11/Add.22).

The committee would appreciate receiving information on intended or planned activities related to recommendations contained in the committee's previous concluding observations (CRC/C/15/Add.142) on the initial report of Latvia (CRC/C/11/Add.22) which have not yet been fully implemented. In particular, the committee would like information related to the implementation of its concluding observations regarding:

- **The amendment and enactment of relevant legislation (paras. 7, 21);**
- **Coordinated policies relating to the rights of children (para. 9);**
- **The allocation of budgetary resources (paras. 11);**
- **The development of a system of disaggregated data collection and indicators (paras. 15, 24);**
- **And the participation and involvement of relevant non-governmental organizations (para. 19).**

Please explain the obstacles to implementation of the convention and how the state party envisages overcoming them.

106. Detailed replies to this question have already been provided in the second periodic report of Latvia submitted to the committee.

2. Please provide information on the current status of:

- *The national program for improving the situation of children and family*

107. In accordance with Article 65, first paragraph, subparagraph 1 of *the Law Protection of the Rights of the Child*, Ministry for Children and Family Affairs approves the annual National Program for Improving the Situation of Children and Family. State program is an action plan document having the purpose to promote the state of child and family by implementing activities focusing on protection and promotion of the rights of the child. The priorities of the action plan in 2005 were support activities for families, as well as collaboration of children and youth in development of policy and friendly environment. According to the program *Latvia Fit for Children for the Year 2004-2007* and an action plan approved on 30 November 2004 for the implementation of the concept *National Family Policy for the Year 2004-2013*, priorities of the *National Program for Improving the Situation of Children and Family* for the year 2006 are support for families with children and collaboration of children and youth in promoting development of friendly environment. The activities of the National Program are implemented by the Ministry for Children and Family Affairs, recipients of the State earmarked subsidies or persons carrying out the given activities.

- *The principal positions Latvia fit for children (2004-2005)*

108. The Ministry for Children and Family Affairs in order to integrate the principles of the outcome document of the United Nations Special Session on Children *A World Fit for Children*⁹ in the policy planning documents of Latvia and to improve the quality of life for children from different social groups, including to diminish the negative occurrences which influence the child's wholesome upgrowth, drafted Principal Positions *Latvia Fit for Children* approved by the Cabinet of Ministers on 31 March 2004.

109. On the basis of this Principal Positions, a program *Latvia Fit for Children for the Year 2004-2007* was drafted setting out short-term goals, which was approved by the Cabinet of Ministers on 21 September 2004.

110. Ministry for Children and Family Affairs annually collects information about the activities that have been implemented in the framework of the abovementioned policy documents, on the basis of which an annual report is prepared.

- *The framework document on national family policy*

111. In 2002 the Cabinet of Ministers approved the concept *National Family Policy* in order to substantiate the necessity for a joint family support policy, making concrete proposals for further development of this policy, indicating principles for distribution of responsibilities among the family, society and the State, identifying possible institutional solutions for the coordination of family support policy.

112. In order to determine a set of concrete activities in the field of national family policy in compliance with the principles set out in the conception on *Action Plan for the Implementation of the National Family Policy Concept for the Year 2004-2013* was approved on 30 November 2004.

113. The main goals of the Action Plan are as follows:

- (i) Development of family friendly environment;
- (ii) Improvement of employment for family members;
- (iii) Provision of support for solving family housing problems;
- (iv) Guarantees of financial aid for family;
- (v) Securing support for families in the educational process;
- (vi) Accommodation of the education system for the needs of the family;
- (vii) Improvement of child care system for children at the age of preschool and primary school;
- (viii) Informative support for the family;

- (ix) Advancement of family health care;
- (x) Provision of support for family where there is a person with special needs;
- (xi) Ensuring support for families fighting against different addictions;
- (xii) Ensuring support for families in crisis situations;
- (xiii) Combating violence in the family;
- (xiv) Improvement of the institutional system for the family support.

114. The Ministry for Children and Family Affairs collects information about the course of the implementation of the Action Plan, on the basis of which it drafts an annual activity report and submits it to the Cabinet of Ministers.

- *The action plan for the implementation of the strategy for healthcare of mother and child*

115. The *Action Plan for the Implementation of Strategy for Healthcare of Mother and Child 2004-2007* is under the responsibility of the Ministry of Health. The Plan has been approved by a decree of the Ministry of Health on 30 January 2004. According to the plan, different health programs in the area of children and youth health, sexual and reproductive health, and maternity nurse health are being implemented in Latvia.

116. To improve youth health, a number of consultations took place between Latvian experts and the Ministry of Health, UNFPA, representatives of non-governmental organizations, youth organizations. As a result, a conception *Health Care Services for Youth* has been drafted.

117. To facilitate the development of health care system for youth, the Latvian University provides a post-graduate study program for health-care specialists. At the moment, 119 specialists are enrolled in this program, mainly gynaecologists, maternity specialists, general practitioners, paediatricians and maternity nurses. During their study, specialists are educated about specific youth problems and tools to identify them.

118. To facilitate the start of healthy life style and breast-feeding, 10 hospitals have received a certificate 'Baby-friendly Hospital', and 3 hospitals have temporary certificates.

- *Please also indicate what measures are planned or in place to establish a comprehensive, long-term national policy and national plan of action on children*

119. In addition, the Ministry for Children and Family Affairs has drafted a strategy for the year 2006-2008, in order to improve the Ministry's medium term budgetary planning process directly connecting the policy planning documents and activities for their implementation to the available and necessary budgetary resources. An extensive information on various long, medium and short term programs have been provided in the periodic report, as well as in the present document.

3. Please provide information on cases, if any, where the convention has been directly invoked in domestic courts in Latvia, including the Satversme court, and if so, please provide examples of such cases.

120. Since 1 May 2004 Latvian Courts have referred in their judgments/decisions to the Convention in more than 113 cases. More detailed information is provided in Annex Nr. 1 to this document. The Convention has also been invoked in a number of Satversme Court judgments, for example:

- (i) On 11 October 2004, the Satversme Court reviewed the case **No. 2004-02-0106** “On the Compliance of Article 155 (part six) of the Civil Law with the First Sentence of Article 110 of the Republic of Latvia Satversme (Constitution) and Article 4 of the European Convention on the Legal Status of Children Born Outside of Wedlock”.

The Satversme Court declared the sixth part of Article 155 of the Civil Law as not being in conformity with the first sentence of Article 110 of the Satversme and Article 4 of the European Convention on the Status of Children Born out of Wedlock and null and void as of the day of publishing the judgment.

In the mentioned judgment, the Satversme Court has made a reference to **Article 3 (first part) of the *Convention of the Rights of the Child***.¹⁰

- (ii) 13 May 2005 judgement, in the case **No. 2004-18-0106** “On the Compliance of Section 9, Paragraph 3 of the Education Law Transitional Provisions with Articles 1, 91 and 114 of the Republic of Latvia Satversme, Article 2 of the First Protocol of the European Convention for the Protection of Human Rights and Fundamental Freedoms as well as its Article 14 (linked with Article 2 of the First Protocol), Articles 26 and 27 of the International Covenant on Civil and Political Rights, Article 5 of the International Convention on Elimination of any Form of Race Discrimination, **Articles 2 and 30 of the Convention on the Rights of a Child** as well as Article 18 of the Vienna Convention on the Law of Treaties.

The Satversme Court declared Section 9, Paragraph 3 of the Education Law Transitional Provisions being compatible with Articles 1, 91 and 114 of the Satversme; Article 2 of the First Protocol of the European Convention for the Protection of Human Rights and Fundamental Freedoms and its Article 14 (in conjunction with Article 2 of the First Protocol); Articles 26 and 27 of the International Covenant on Civil and Political Rights; Article 5 of International Convention on Elimination of Race Discrimination of any Kind; **Articles 2 and 30 of the Convention on the Rights of a Child**, as well as Article 18 of the Vienna Convention on the Law of Treaties.

In the mentioned judgment the Satversme Court made a reference to the **Article 2 and 30 of the *Convention of the Rights of the Child***.¹¹

- (iii) 22 December 2005 in the case **No. 2005-19-01** “On the Compliance of **Section 4 Paragraph 5 Point 2** Law on State Social Allowances wording and has been living in the Republic of Latvia not less than 60 months, the last 12 months of which continuously” with the Article 110 of the Republic of Latvia Satversme”.

The Satversme Court declared **Section 4 Paragraph 5 Point 2** Law on State Social Allowances wording „and has been living in the Republic of Latvia not less than 60 months, the last 12 months of which continuously” as being incompatible with Article 110 of the Republic of Latvia Satversme.

In the mentioned judgment the Satversme Court made a reference to **Article 2 and 3 of the *Convention of the Rights of the Child***. In Paragraph 11 of the judgement’s concluding that it is the state’s duty to respect and ensure the rights of children within its jurisdiction without discrimination on any ground and the priority of the rights of the child.¹²

4. Please provide information on the steps which have been taken to address the disparities that exist between law and practice.

121. The Ministry for Children and Family Affairs:

- (i) Supervises and methodically administers work of Orphans Courts (Parish Courts) in the area of guardianship, adoption, protection of the child’s personal and property rights and interests;
- (ii) Provides methodical support for local government specialists in the field of protection of the rights of the child and organization of extra-familial care;
- (iii) Provides supervision and methodical administration of extra-familial care (child care) institutions in the field of protection of the rights of the child.

5. With regard to the Latvian national human rights office’s section for protection of the rights of the child, please provide detailed information on the number, type and outcomes of individual complaints and indicate the extent to which efforts have been undertaken to widely publicize the availability of this procedure. please also provide an update of the status of the draft law on public advocate to establish an ombudsman in Latvia.

122. Since 2003 Children Rights Protection Department of the Latvian National Human Rights Office (LNHRO) is a member of ENOC (The European Network of Ombudsmen for Children). Every year Children Rights Protection Department participates in annual ENOC meetings. Children Rights Protection Department takes part in drafting, and discussing amendments to the Law on the Children Rights Protection, actively cooperates with several governmental, local governmental and non-governmental organizations while performing their activities.

123. **In 2004 Children Rights Protection Department** has investigated 203 written and 681 oral complaints regarding alleged violations of children rights and visited 15 educational institutions (schools, boarding schools, care institution). The aim of the visits was to verify information mentioned in complaints, as well as to organize *Children's Opinion Day*.

The practice shows that the most frequent violations of the rights of the child are caused by difficult socio-economic situation in the country. In 2004 Children Rights Protection Department investigated 83 written complaints alleging violations of social and economic rights (property rights, the right to adequate housing, social rights and guarantees). Significant number of complaints (17) was about the right to good public administration. Children Rights Protection Department also investigated applications concerning alleged violations of the rights of the child to grow up in the family, as well as disrespect of children's dignity in educational and care establishments etc.

124. **In 2005 Children Rights Protection Department** investigated 215 written applications and 946 oral complaints, as well as visited 12 educational institutions (schools, boarding schools, closed door institutions for juvenile offenders etc). As it may be seen, there is an increase in the number of complaints received by the Children Rights Protection Department. Again, the majority of complaints are caused by difficult socio-economic situation in Latvia.

125. **The statistics** about the number, type and outcomes of individual complaints received by Latvian National Human Rights Office's Children Rights Protection Department in 2004 and 2005 is provided in Annex No. 2 to the present document.

126. **To educate the society** about their rights is the one of the most important tasks of the Latvian National Human Rights Office.

127. The efforts that have been undertaken to widely publicize the possibility to complain to LNHRO include handouts, booklets and posters. For example, in November 2005 LNHRO published a poster for children *Where to Seek a Help*, which includes information where or from which person in school, social department, municipality, state institution or NGO the necessary assistance may be obtained.

128. LNHRO also organizes lectures for the pupils, their parents, teachers, and specialists working with children rights issues.

129. LNHRO's Children Rights Protection Department is developing separate section on children rights at the LNHRO's web page which will be available in Latvian, Russian and English. As the internet has become very popular among the youth, such separate section for children at the LNHRO's web page is expected to become good instrument in educating children in an attractive way about their rights, LNHRO and how to find help if it is needed.

130. Finally, one of LNHRO tasks is to make public statements in situations of serious or massive violations of human rights including children's rights. The aim of such statements is to draw the public attention to the problem, to exercise pressure in order to solve them, to recommend the steps to be taken in order to resolve the situation, as well as to advise on the available assistance.

131. **The draft law on Public Advocate.** Latvian Parliament adopted the Law on Public Advocate on 1 April 2005 and the law will come into force on 1 January 2007.

6. Please provide specific information on the nature and role of non-governmental organizations in the implementation of the convention as well as in the preparation process of State party reports.

132. In order to protect the rights of the child the Ministry for Children and Family Affairs cooperates with nongovernmental organizations, for example, Large Family Association of Liepāja “Dēkla”, Latvian Society of Parents, “Parents for Education, Cooperation and Development”. To facilitate implementation of the Convention and children policies, the Ministry has supported a number of projects by the non-government organizations. For example:

- (i) Financial contribution to support the operation of the children’s hotline at the NGO Crisis centre “Skalbes”;
- (ii) Financial contribution to support organization of a campaign Let’s Not Leave Any Child Disregarded! by the NGO “Glābiet bērnu!”;
- (iii) Financial contribution to support the implementation of the project Research on the Suggestions of Different Children Problem Groups for the Latvian Government According to the Perspectives which Open for the Improvement of the Child’s State After Joining the European Union” by NGO “Glābiet bērnu”;
- (iv) Financial contribution to support the NGO “Glābiet bērnu” for implementation the project ‘Shooting of an Educational Film about healthy food, sexual health and ethics in mutual communications between the child and the pedagogue’;
- (v) Financial contribution to support the centre “Dardedze” for children who have suffered from violence for developing course of TV broadcasts Save the Child!;
- (vi) Financial contribution to running and repair of premises of the NGO Support Centre for Children and Family Affairs “Kurzemes talanti”;
- (vii) Financial contribution to cover partial costs of public utilities and up keeping of premises for the *Latvian Portige Learning System Association*.

7. Please indicate the status of plans to disseminate the convention and the State party report and on efforts that have been undertaken to provide training, awareness on the convention and on human rights in general, to children, parents, teachers, social workers and other professionals working with and for children in all areas of the State party.

133. According to Article 20, Paragraph one of the *Law Protection of the Rights of the Child*, matters related to the protection of the rights of the child in all institutions of state and local governments shall be under responsibility of specialists who have special knowledge in this field. Regulation No. 729 adopted by the Cabinet of Ministers on 27 September 2005 *Regulation*

on the Procedure of Acquiring Special Knowledge in the Field of the Protection of the Rights of the Child and Content of this Knowledge provides that in order to gain special knowledge in the field of the protection of the rights of the child, the specialist concerned must undergo a training program consisting of 40 teaching modules. The training program inter alia includes the following subjects: system of the protection of the rights of the child, including national and international legislation in this field.

134. The Ministry for Children and Family Affairs supervises and methodically administers the work of extra-familial child-care institutions in the field of protection of the rights of the child, as well as supervises and methodically administers work of Orphans' Courts (Parish Courts). Furthermore, the Ministry for Children and Family Affairs provides methodical support for children rights specialists working at the local government institutions.

135. The Minister for Children and Family Affairs chairs the Council for Demographic and Family Affairs which supervises and coordinates the implementation of state demographic and family support policy, as well as provides information to mass media about matters related to family support policy.

136. In 2005 the Ministry for Children and Family Affairs organized several discussions on state policy development in the field of family support to consult the opinion of families and their associations on improving family-related situation and provide information about the state policy in the field of family support.

137. In 2005 Ministry for Children and Family Affairs conducted a public information campaign to combat physical and emotional violence against children (27 materials, 5 TV and radio broadcasts, discussion). At the end of 2005 a social advertisement campaign against abuse took place in three TV channels; a video-clip has been shot about violence's disastrous impact.

138. In the framework of the State Program for the Improvement of the Situation of Children and Family for the year 2005 non-governmental organization "Dardedze" implemented the project *The Child's Emotional Education*, where 216 parents were educated about education principles and methods applicable to children.

139. The Ministry for children and Family Affairs cooperates with non-governmental organizations, for example, Large Family Association of Liepāja "Dēkla", Latvian Society of Parents. Parents for Education, Cooperation and Development" in order to improve the level of protection of the rights of the child.

140. The Ministry for Children and Family Affairs has implemented a public information campaign for promotion of children extra-familial care (informative seminar for directors of local governments, bilateral consultations for directors of local governments, 20 publications); in cooperation with private enterprise Hansamedia has shot and demonstrated in Latvian National TV channel two films *All My Children* about adoption and *Love Me* about matters related to foster families; a video-clip has been created, where an appeal to the society is delivered to participate more actively in extra-familial child care.

141. In 2005 five consultants of the Ministry for Children and Family Affairs give consultations in the regions of Latvia in matters related to family support and extra-familial alternative care. As a result, 166 families have acquired a foster family status (in comparison with the year 2004 when only 47 families acquired foster family status).

142. In 2005 Ministry for Children and Family Affairs organized 16 informative seminars for foster families. Within the framework of the State Program for the Improvement of the Situation of Children and Family for the year 2005 non-governmental organizations and local governments implemented projects - 8 seminars and 8 support groups for guardians and adopters. This activity will be continued also in 2006.

143. In 2004 education of guardians took place in all regions of Latvia (a total of 250 guardians were trained). 132 families attended the training program for foster families in 2005.

8. Please indicate the issues affecting children that the State party considers to be priorities requiring the most urgent attention with regard to the implementation of the convention.

144. For 2005 the Ministry for Children and Family Affairs established the following priorities in the area of protecting children's rights:

- (i) Development of a single network of family support and crisis centres;
- (ii) Further development of the movement of foster families and repositories;
- (iii) Implementation of Project "Children Friendly Schools" at schools in Latvia;
- (iv) Drafting the state youth policy for the nearest 5 years;
- (v) Continuing the implementation of the present Family Policy document.

PART II

Please provide the committee with copies of the text of the convention on the rights of the child in all official languages of the state party as well as in other languages or dialects, when available, if possible, please submit these texts in electronic form.

145. According to the Satversme (the Constitution of the Republic of Latvia) and Official Language Law, the official language in the Republic of Latvia is the Latvian language. The Convention is available on Latvian, Russian and English at the national legislative database NAIS <http://pro.nais.dati.lv/naiser/start.cfm> (available for registered users only).

146. The convention is available for free on the Representative of the Government of the Republic of Latvia before International Human Rights web page: <http://www.mkparstavis.am.gov.lv/lv/?id=20>.

147. The convention is also available for free on the Ministry for Children and Family affairs web page: http://www.bm.gov.lv/lat/normativie_akti/starptautiskie_dokumenti/?doc=681 and on the Latvian National Human Rights Office's web page: <http://www.vcb.lv/index.php?open=cilvektiesibudok&this=080903.28>.

148. The Convention also is available in a number of State and non-government organization web pages, for example on Latvian University Human Rights Institute's web page: <http://www.humanrights.lv/doc/vispaar/bernkonv.htm> and on the Riga's City Children Protection Centre's web page: http://www.bernutiesibas.lv/?gr_id=6&id=43.

PART III

Under this section, the state party is invited to briefly (3 pages maximum) update the information provided in its report with regard to:

- *New bills or enacted legislation:*

149. International documents:

- (i) On 20 January 2004 Council Framework Decision 2004/68/JHA of 22 December 2003 on Combating the Sexual Exploitation of Children and Child Pornography came into force;
- (ii) On 20 March 2003, the Protocol Against the Smuggling of Migrants by Land, Sea and Air, Supplementing the United Nations Convention Against Transnational Organized Crime was ratified;
- (iii) On 7 April 2004, the Protocol to Prevent, Suppress and Punish Trafficking in Persons, Especially Women and Children, Supplementing the United Nations Convention Against Transnational Organized Crime was ratified;
- (iv) On 2 December 2004 WHO Framework Convention on Tobacco Control was ratified;

- (v) On 2 June 2005 *the Convention defining the statute of the European Schools* was ratified;
- (vi) On 22 September 2005 the Optional Protocol To The Convention On The Rights Of The Child On The Involvement Of Children In Armed Conflicts was ratified;
- (vii) On 26 January 2006 the Optional Protocol to the Convention on the Rights of the Child on the Sale of Children, Child Prostitution and Child Pornography has been ratified;
- (viii) Council Directive 2004/81/EC of 29 April 2004 on the residence permit issued to third-country nationals who are victims of trafficking in human beings or who have been the subject of an action to facilitate illegal immigration, who cooperate with the competent authorities is binding upon Latvia;
- (ix) Recommendation No. R (2000) 11 of the Committee of Ministers of the Council of Europe to member states on action against trafficking in human beings for *the purpose of sexual exploitation*.

151. Amendments to the national laws:

- (i) According to *the Law on Social Services and Social Assistance*, starting from July 2003, social rehabilitation in specialized institutions for children addicted to various substances is financed from the State budget.

Table 67

Budget allocated for social rehabilitation for children addicted to substance abuse

Year	2003	2004	2005
Budget (LVL)	180 449.05	340 418.48	409 230.59

Source: Ministry of Welfare.

- (ii) On 25 February 2004, amendments to *the State Social Allowance Law* were adopted, which introduce two new types of allowances to adopters from Latvia, which is paid by the Ministry for Children and Family Affairs (first is during pre-adoption care period - 35LVL per month, second is single payment allowance of 1000 LVL after the court judgment approving the adoption comes into force);
- (iii) According to the Amendments to the Law on Social Services and Social Assistance adopted in June 2004, social rehabilitation for victims of human trafficking is provided from the State budget. On 22 November 2005 Regulation of the Cabinet of Ministers has been adopted setting out the procedure for providing such services to victims of human trafficking (including children). State funded social rehabilitation for victims of human trafficking is available as of 2006;

- (iv) A number of amendments to *the Latvian Code on the Execution of Sentences* have been adopted, including essential amendments regarding to status of underage persons in detention. The amendments of 11 November 2004 allow long-time (36-48 hours) meetings between detained underage persons and their relatives.
- (v) Amendments to the *Civil Law of the Republic of Latvia*, adopted on 10 March 2005 introduced a principle that for the purpose of adoption the consent of parents who have been deprived of their parental authority by a court's judgment is not needed. The Amendment also clarify some other questions on procedure of adoption;
- (vi) Amendments to *the Law on the Protection of the Rights of the Child* were adopted on 17 March 2005. The amendments introduce stricter requirements to state and municipal child's rights protection specialists and guardians, as well as secures child's rights to place of residence and rights to grow up in a family. They inter alia provide that eviction of a family from its dwelling is not a reason to separate the child from the parents;
- (vii) On 1 October 2005 the new *Criminal Procedure Law* entered into force, which reflects the development in human rights law in the area of criminal proceeding;
- (viii) On 1 January 2005 the new *Law On Application of Compulsory Measures of a Correctional Nature to Children* was adopted. The bill defines coercive measures, which may be applied to aged 11 till 18 years who have committed a misdemeanor or a criminal offence include the following:
 - Warning;
 - A duty to apologise to the victims if they agree to meet with the guilty party;
 - To place a child in the custody of parents or guardians, as well as other persons, authorities or organisations;
 - To impose a duty to eliminate by his or her work the consequences of the damage caused;
 - For a child who has reached the age of 15 and who has income - to impose a duty to compensate for the damage;
 - To specify behaviour restrictions;
 - To impose a duty to perform community services; or
 - To place a child in an educational establishment for social correction.

152. Amendments to the bylaws:

- (i) Amendments to the Regulation No. 111 of the Cabinet of Ministers *Procedure of Adoption*, which were adopted on 17 May 2005 and introduce a compulsory conclusion by a psychologist on potential adopter's suitability for adopting as part of the adoption on proceedings, as well as introduce an obligation up on the

Ministry for Children and Family Affairs, when issuing a permission of adoption, to inform foreign adopters about an obligation to submit to the Ministry during two years following the confirmation of adoption by court an annual report on living conditions of a child in the adopting family prepared by the competent institution of the country of adoption;

- (ii) Regulation No 586 of the Cabinet of Ministers adopted on 9 August 2005 Procedure of Providing Under-Age Children of Refugee and Asylum-Seekers, and Under-Age Asylums With Education Facilities, which determines the procedure how refugee and asylum-seeking children and under-age asylums are provided with primary and secondary education;
- (iii) Regulation No. 668 of the Cabinet of Ministers of 6th September, 2005 Regulation On Procedure And Amount Of Payment For Extra-Familial Care Services, which sets out the procedure, how a parent whose child is in the extra-familial care pays for services and care which is provided to the child;
- (iv) Regulation No. 729 of the Cabinet of Ministers 27 September, 2005 Regulations on Special Procedure of Acquiring and *Content of Knowledge in the Field of Child's Right Protection*, which determines the required amount of knowledge for the specialists working in the field of child's rights protection in order to ensure a better observation of child's interests;
- (v) Regulation No. 822 of the Cabinet of Ministers of 1 November 2005 Regulation on compulsory requirements enrolling or moving to a higher grade a pupil of a general education establishment (except boarding schools and special education establishments), which inter alia determines the procedure for enrolling pupils from foreign countries.
- (vi) Regulation No. 857 of the Cabinet of Ministers of 15 November 2005 Regulation on Social Guarantees for Orphans or Children Left Without Parental Care, Who are in the Extra-Familial Care, as Well as After Termination of Extra-Familial Care", which provides to increase the support to orphans, who have attained full age and continue studies in general or professional educational institution.

- *New institutions*

153. On 1 January 2004 the State Probation service started its operation, which since 17 March 2005 coordinates the execution of community service. The State Probation Service provides also such services as post-penitentiary aid, assistance, evaluation reports. Since 1 January 2006 State Probation Service monitors persons released on parole.

154. In August 2004 the Administration of the Maintenance Guarantee Fund started its operation work. The institution is the holder of the resources of the Maintenance Guarantee Fund - the amount allocated from the State budget for providing maintenance to a child when the implementation of the court decision on the collection of child support payments is recognized impossible.

155. In September 2005 the State Agency for Assessment Quality of General Education has started its work with the aim to ensure everyone's right to acquire quality education. The Agency develops evaluation system of the quality of general education, including in minority schools.

156. In December 2005 State Inspectorate for the Protection of Children's Rights (hereafter - Inspectorate) started its work. The Inspectorate supervises and controls compliance with the *Law on the Protection of the Rights of the Child* and other legislative acts that regulate protection of the rights of the child, as well as performs other functions.

- *Newly implemented policies*

157. The information regarding newly implemented policies has been incorporated throughout the text above.

- *Newly implemented programmes and projects and their scope*

158. The program was developed to provide the probation clients with basic social knowledge and skills through a flexible, motivation and practical training course facilitating cooperation among the parties thereto. The final goal of the program was to facilitate the re-integration of the former convicts in the society, to provide practical knowledge on various legal formalities, as well as job-seeking, self-education and communication skills.

List of Annexes

Annex No. 1	Domestic court judgments containing a reference to the 1989 Convention on the Rights of the Child
Annex No. 2	Statistics on the applications received by the Latvian National Human Rights Office's Children Rights Protection Department

Notes

- ¹ *Source:* Ministry of Economics, Report on the Progress of Implementing the Single Economics Strategy, 2005.
- ² According to the Summary of State Statistical Surveys the volume of the national budget in 2004 was 2,522.2 million LVL.
- ³ According to the Summary of State Statistical Surveys the volume of the national budget in 2005 was 2,522.2 million LVL.
- ⁴ According to amendments to the law On Social Assistance, which came into effect on 1 July 2002, supplementary payments are also granted for children with disabilities aged 16 - 18 years.
- ⁵ As of 2002 the mentioned number of disabled children also includes disabled children living in foster families and private social institutions.
- ⁶ Special schools - schools for children with physical or mental disabilities.
- ⁷ One child may have been rehabilitated several times over the year.
- ⁸ Data provided by the Social Services Board.
- ⁹ Adopted on 8-10 May 2002 and providing that every State party until the end of 2003 should draft a national policy planning document in the field of children's rights, and until 2005 - to implement the targets set therein.
- ¹⁰ Paragraph 11 of the judgment ([http://www.satv.tiesa.gov.lv/LV/Spriedumi/02-0106\(04\).htm](http://www.satv.tiesa.gov.lv/LV/Spriedumi/02-0106(04).htm)).
- ¹¹ Paragraph 5.1, 5.2 and 16 of the judgement ([http://www.satv.tiesa.gov.lv/LV/Spriedumi/18-0106\(04\).htm](http://www.satv.tiesa.gov.lv/LV/Spriedumi/18-0106(04).htm)).
- ¹² [http://www.satv.tiesa.gov.lv/LV/Spriedumi/19-01\(05\).htm](http://www.satv.tiesa.gov.lv/LV/Spriedumi/19-01(05).htm).
