



**Convention on the
Rights of the Child**

Distr.
GENERAL

CRC/C/WSM/Q/1/Add.1
15 August 2006

Original: ENGLISH

COMMITTEE ON THE RIGHTS OF THE CHILD
Forty-third session
11 – 29 September 2006

**WRITTEN REPLIES BY THE GOVERNMENT OF SAMOA CONCERNING THE LIST
OF ISSUES (CRC/C/WSM/Q/1) RECEIVED BY THE COMMITTEE ON THE RIGHTS
OF THE CHILD RELATING TO THE CONSIDERATION OF THE INITIAL REPORT
OF SAMOA (CRC/C/WSM/1)**

[Received on 14 August 2006]

*In accordance with the information transmitted to States parties regarding the processing of their reports, the present document was not formally edited before being sent to the United Nations translation services.

PART I**A. Data and statistics, if available**

1. Please provide disaggregated data (by sex, age groups and by islands) for the years 2003, 2004 and 2005, on the number and proportion of children under 18 living in the Samoa.

Projection Data 2003*			
AGE	Total	MALE	FEMALE
Total Population	179963	93744	86218
0	5596	2960	2636
1	5285	2799	2486
2	5316	2760	2556
3	5102	2683	2419
4	5208	2679	2529
5	5602	2951	2651
6	5259	2685	2575
7	4972	2643	2329
8	4723	2458	2265
9	4819	2527	2292
10	4388	2351	2037
11	4570	2357	2213
12	4118	2148	1971
13	4150	2148	2002
14	4145	2146	1999
15	3842	2063	1779
16	3844	2040	1805
17	3607	1942	1665
18	3482	1900	1582
Total 0-18	88030	46241	41789

Projection Data 2004*			
AGE	Total	MALE	FEMALE
Total Population	181612	94603	87008
0	5751	2988	2660
1	5431	2824	2509
2	5464	2785	2580
3	5244	2708	2441
4	5353	2704	2552
5	5758	2978	2675
6	5405	2709	2598
7	5110	2667	2350
8	4854	2481	2286
9	4953	2550	2313
10	4510	2373	2055
11	4696	2378	2233
12	4233	2167	1989
13	4265	2167	2021
14	4260	2165	2017
15	3949	2082	1795
16	3951	2059	1821
17	3707	1960	1680
18	3579	1918	1596
Total 0-18	90472	46664	42172

Projection Census Data 2005*			
AGE	Total	MALE	FEMALE
Total Population	183276	95470	87805
0	5965	3015	2684
1	5633	2850	2532
2	5667	2811	2603
3	5439	2733	2463
4	5552	2729	2575
5	5972	3006	2700
6	5606	2734	2622
7	5300	2691	2372
8	5035	2504	2307
9	5137	2573	2335
10	4678	2395	2074
11	4871	2400	2254
12	4390	2187	2007
13	4424	2187	2039
14	4418	2185	2036

15	4096	2101	1812
16	4098	2077	1838
17	3845	1978	1696
18	3711	1935	1611
Total 0-18	93834	47092	42558

Source: Statistical Services Department, MOF * Population projection was based on the annual growth rate of 0.9 percent.

2. In light of article 4 of the Convention, please provide additional disaggregated data for the years 2004, 2005 and 2006 on budget allocations and trends (in absolute figures and percentages of the national budget or GDP) allocated to the implementation of the Convention, evaluating also the priorities for budgetary expenditures given to the following areas:

- (a) education (different types of education, i.e. pre-primary, primary and secondary education);

Note: not able to provide specific information as requested.

Government Expenditures				
Ministry of Education				
Items	2003	2004	2005	
Teaching Services	\$ 16,864,408	\$ 19,769,313	\$ 22,575,688	
Teaching Development	\$ 562,806	\$ 772,587	\$ 447,026	
School Improvement Service	\$ 538,997	\$ 659,532	\$ 866,528	
Curriculum Services	\$ 999,759	\$ 785,503	\$ 986,772	
Assessments/Examinations	\$ 471,108	\$ 421,181	\$ 530,910	
Policy/ Planning and Research	\$ 295,499	\$ 288,713	\$ 349,450	
Public Library Service	\$ 387,954	\$ 371,331	\$ 399,994	
Secondary Schools	\$ 2,604,953			
Sub Total (1)	\$ 22,725,484	23,068,160	26,156,368	
Grants / Subsidies				
Private / Mission School	\$ 3,000,000	\$ 3,000,000	\$ 4,000,000	
Village School Stationery	\$ 1,421,690	\$ 1,721,890	\$ 2,500,000	
Sub Total (2)	\$ 4,421,690	4,721,890	6,500,000	
Total {Sub total(1) + Sub total (2)}	\$ 27,147,174	27,790,050	32,656,368	
Ministry of Health				
Items	2003	2004	2005	
Health Strategic Planning / Development	\$ 866,069	\$ 705,868	\$ 705,684	

Health Promotion / Preventive Health (<i>formerly public health services</i>)	\$		\$	1,353,142	\$	1,314,781
Health Service (Medical / Allied)	\$		\$	34,270	\$	34,270
Health Service (Nursing / Midwifery)			\$	651,511	\$	1,000,224
Sub Total (1)	\$	866,069		2,744,791		3,054,959

- (b) health care (different types of health services, i.e. primary health care, vaccination programmes, adolescent health care and other health-care services for children);
- (c) programmes and services for children with disabilities;
- (d) support programmes for families;
- (e) support for children living below the poverty line;
- (f) protection of children who are in need of alternative care including the support of care institutions;
- (g) programmes and activities for the prevention of and protection from child abuse and child sexual exploitation and child labour;

Output for the Protection of Children – 2004, 2005, 2006

- (h) programmes and services for street children and abandoned children; and
- (i) juvenile justice and the rehabilitation of juvenile offenders.

Please also indicate the expenses of the private sector, in particular for health and education.

3. With reference to children deprived of a family environment and separated from parents, please provide disaggregated data (by sex, age groups, and by islands) for the years 2003, 2004 and 2005 on the number of children:

- (a) separated from their parents;
- (b) placed in institutions;
- (c) placed with foster families; and
- (d) adopted domestically or through intercountry adoptions.

4. Please specify the number of children with disabilities, disaggregated by sex, age groups, and islands for the years 2003, 2004 and 2005:

- (a) living with their families;
- (b) in institutions;
- (c) attending regular schools;
- (d) attending special schools; and
- (e) not attending schools.

5. With reference to child abuse, please provide disaggregated data (by age, sex, by islands, and types of abuses reported) for the years 2003, 2004 and 2005 on the:

- (a) number of reports received per year;
- (b) number and percentage of reports per year which have resulted in either a court decision or other types of follow-up; and
- (c) number and percentage of child victims that have received counselling and assistance in recovery.

6. Please specify the criteria for 'poverty' and indicate the number of children living below the poverty line.

7. Please provide disaggregated data (by sex, age groups, and by islands) for the years 2003, 2004 and 2005 on:

(a) enrolment, attendance and completion rates in percentages of the relevant group in pre-primary schools, in primary schools and in secondary schools;

Primary Enrolment by Sex and by Gender						
		Year				
Region	Data	2003	2004	2005	2006	Grand Total
Apia Urban	Sum of MYr1	948	962	1002	969	3881
	Sum of FYr1	893	928	929	913	3663
	Sum of MYr2	936	903	881	891	3611
	Sum of FYr2	863	851	849	877	3440
	Sum of MYr3	920	915	874	860	3569
	Sum of FYr3	843	878	837	810	3368
	Sum of MYr4	946	905	905	902	3658
	Sum of FYr4	862	858	844	845	3409
	Sum of MYr5	866	941	869	927	3603
	Sum of FYr5	837	859	842	841	3379
	Sum of MYr6	884	849	921	846	3500
	Sum of FYr6	768	805	854	848	3275
	Sum of MYr7	812	848	841	895	3396
	Sum of FYr7	795	770	824	899	3288
	Sum of MYr8	785	794	794	865	3238
	Sum of FYr8	767	792	775	832	3166
	Sum of M Total	7097	7117	7087	7155	28456
	Sum of F Total	6628	6741	6754	6865	26988
	Sum of Total	13725	13858	13841	14020	55444
Rest of Upolu	Sum of MYr1	1305	1202	1094	1179	4780
	Sum of FYr1	1134	1062	973	1010	4179
	Sum of MYr2	1100	1118	1094	998	4310
	Sum of FYr2	1018	963	935	916	3832
	Sum of MYr3	995	1122	1082	1068	4267
	Sum of FYr3	909	972	956	877	3714
	Sum of MYr4	1039	1012	1069	1062	4182
	Sum of FYr4	921	909	991	937	3758
	Sum of MYr5	963	1043	984	1045	4035
	Sum of FYr5	904	907	900	960	3671
	Sum of MYr6	971	955	1020	946	3892
	Sum of FYr6	854	910	901	844	3509
	Sum of MYr7	822	933	927	938	3620
	Sum of FYr7	756	823	891	865	3335

	Sum of MYr8	737	809	880	885	3311
	Sum of FYr8	748	766	836	811	3161
	Sum of M Total	7932	8194	8150	8121	32397
	Sum of F Total	7244	7312	7383	7220	29159
	Sum of Total	15176	15506	15533	15341	61556
Savaii	Sum of MYr1	858	810	787	706	3161
	Sum of FYr1	755	740	686	691	2872
	Sum of MYr2	797	755	721	669	2942
	Sum of FYr2	710	667	650	561	2588
	Sum of MYr3	691	795	752	686	2924
	Sum of FYr3	761	701	652	631	2745
	Sum of MYr4	693	712	761	748	2914
	Sum of FYr4	643	738	678	650	2709
	Sum of MYr5	611	654	703	746	2714
	Sum of FYr5	588	641	743	662	2634
	Sum of MYr6	676	569	618	663	2526
	Sum of FYr6	597	564	607	714	2482
	Sum of MYr7	627	655	555	627	2464
	Sum of FYr7	578	591	553	586	2308
	Sum of MYr8	622	634	648	533	2437
	Sum of FYr8	531	583	586	535	2235
	Sum of M Total	5575	5584	5545	5378	22082
	Sum of F Total	5163	5225	5155	5030	20573
	Sum of Total	10738	10809	10700	10408	42655
Total Sum of MYr1		3111	2974	2883	2854	11822
Total Sum of FYr1		2782	2730	2588	2614	10714
Total Sum of MYr2		2833	2776	2696	2558	10863
Total Sum of FYr2		2591	2481	2434	2354	9860
Total Sum of MYr3		2606	2832	2708	2614	10760
Total Sum of FYr3		2513	2551	2445	2318	9827
Total Sum of MYr4		2678	2629	2735	2712	10754
Total Sum of FYr4		2426	2505	2513	2432	9876
Total Sum of MYr5		2440	2638	2556	2718	10352
Total Sum of FYr5		2329	2407	2485	2463	9684
Total Sum of MYr6		2531	2373	2559	2455	9918
Total Sum of FYr6		2219	2279	2362	2406	9266
Total Sum of MYr7		2261	2436	2323	2460	9480

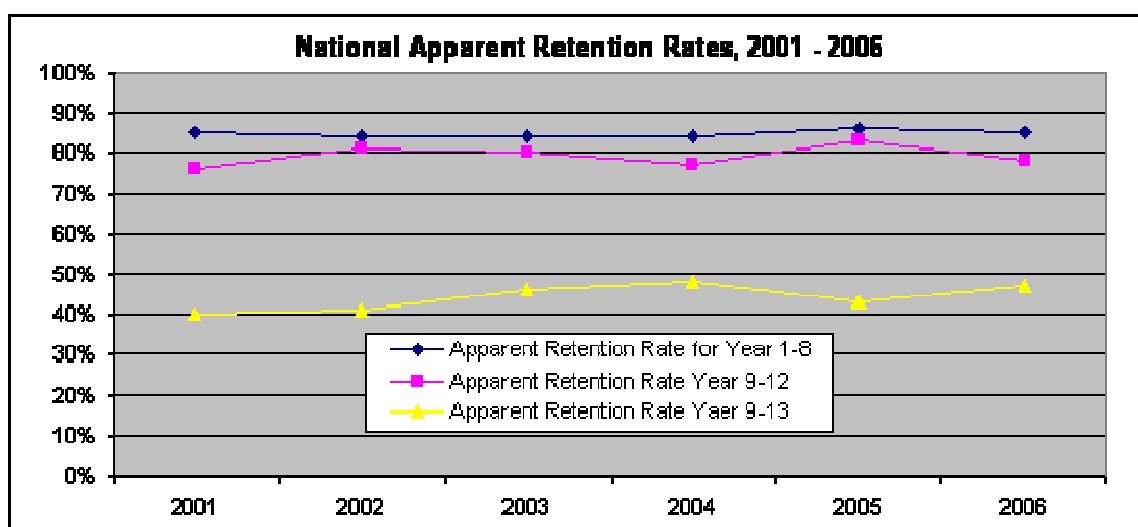
Total Sum of FYr7		2129	2184	2268	2350	8931
Total Sum of MYr8		2144	2237	2322	2283	8986
Total Sum of FYr8		2046	2141	2197	2178	8562
Total Sum of M Total		20604	20895	20782	20654	82935
Total Sum of F Total		19035	19278	19292	19115	76720
Total Sum of Total		39639	40173	40074	39769	159655
Secondary Enrolment by Sex and by Gender						
		Year				
Region	Data	2003	2004	2005	2006	Grand Total
Apia Urban	Sum of MYr9	799	795	856	848	3298
	Sum of FYr9	837	816	841	857	3351
	Sum of FYr10	811	806	780	831	3228
	Sum of MYr10	760	717	758	766	3001
	Sum of MYr11	640	595	571	489	2295
	Sum of FYr11	638	667	680	649	2634
	Sum of FYr12	730	723	775	751	2979
	Sum of MYr12	676	679	693	738	2786
	Sum of FYr13	745	729	585	687	2746
	Sum of MYr13	562	576	564	540	2242
	Sum of Total M	3437	3362	3442	3381	13622
	Sum of Total F	3761	3741	3661	3775	14938
	Sum of Total	7198	7103	7103	7156	28560
Rest of Upolu	Sum of MYr9	628	565	596	641	2430
	Sum of FYr9	645	624	584	664	2517
	Sum of FYr10	606	549	533	526	2214
	Sum of MYr10	540	501	468	520	2029
	Sum of MYr11	472	498	455	422	1847
	Sum of FYr11	510	510	473	469	1962

	Sum of FYr12	452	429	455	420	1756
	Sum of MYr12	350	376	342	315	1383
	Sum of FYr13	66	112	104	110	392
	Sum of MYr13	62	84	56	72	274
	Sum of Total M	2052	2024	1917	1970	7963
	Sum of Total F	2279	2224	2149	2189	8841
	Sum of Total	4331	4248	4066	4159	16804
Savaii	Sum of MYr9	411	484	539	515	1949
	Sum of FYr9	416	396	465	497	1774
	Sum of FYr10	418	406	384	444	1652
	Sum of MYr10	430	380	438	446	1694
	Sum of MYr11	360	456	375	430	1621
	Sum of FYr11	424	427	419	433	1703
	Sum of FYr12	366	351	436	396	1549
	Sum of MYr12	312	264	400	296	1272
	Sum of FYr13	100	145	168	220	633
	Sum of MYr13	81	106	107	127	421
	Sum of Total M	1594	1690	1859	1814	6957
	Sum of Total F	1724	1725	1872	1990	7311
	Sum of Total	3318	3415	3731	3804	14268
Total Sum of MYr9		1838	1844	1991	2004	7677
Total Sum of FYr9		1898	1836	1890	2018	7642
Total Sum of FYr10		1835	1761	1697	1801	7094
Total Sum of MYr10		1730	1598	1664	1732	6724
Total Sum of MYr11		1472	1549	1401	1341	5763
Total Sum of FYr11		1572	1604	1572	1551	6299
Total Sum of		1548	1503	1666	1567	6284

FYr12						
Total Sum of MYr12		1338	1319	1435	1349	5441
Total Sum of FYr13		911	986	857	1017	3771
Total Sum of MYr13		705	766	727	739	2937
Total Sum of Total M		7083	7076	7218	7165	28542
Total Sum of Total F		7764	7690	7682	7954	31090
Total Sum of Total		14847	14766	14900	15119	59632

(b) number and percentage of dropouts and repetitions;

Completion Rates in Percentage (%) for Primary and Secondary						
Apparent Retention Rate for All Schools						
Year Level	2001	2002	2003	2004	2005	2006
Apparent Retention Rate for Years 1-8	85%	84%	84%	84%	86%	85%
Apparent Retention Rate for Years 9-12	76%	81%	80%	77%	83%	78%
Apparent Retention Rate for Yrs.9-13	40%	41%	46%	48%	43%	47%



Dropout Rates (%) by year level												
Year	<i>yr1-yr2</i>	<i>yr2-yr3</i>	<i>yr3-yr4</i>	<i>yr4-yr5</i>	<i>yr5-yr6</i>	<i>yr6-yr7</i>	<i>yr7-yr8</i>	<i>yr8-yr9</i>	<i>yr9-yr10</i>	<i>yr10-yr11</i>	<i>yr11-yr12</i>	<i>yr12-yr13</i>
2002/3	5	1	0	4	1	3	2	9	4	12	4	38
2003/4	8	0	0	1	2	3	3	9	11	14	15	31
2004/5	7	2	3	2	2	2	4	10	9	13	8	39
2005/6	7	4	0	1	3	2	5	9	9	18	3	41

Number of repeaters in all schools by level																
Year	Primary								Tota l	Secondary					Tota l	Gran d Total
	1	2	3	4	5	6	7	8		9	10	11	12	13		
2003	345	70	58	66	40	62	45	155	841	19	8	139	279	143	588	1429
2004	234	234	69	51	55	63	43	33	782	9	32	112	339	96	588	1370
2005	223	51	34	41	36	24	41	105	555	32	28	88	274	148	570	1125
2006	206	51	46	44	31	25	28	130	561	24	25	176	204	120	549	1110

(c) ratio of teachers to students.

Student Teacher Ratio by Level, Government Schools		
Level	Primary Student Teacher Ratio	Secondary Student Teacher Ratio
2003	29.2	19.9
2004	30.8	19.1
2005	32.5	21.2
2006	32.5	20.7

8. Please provide disaggregated statistical data (by sex, age groups, and by islands) on infant and child mortality, malnutrition, early pregnancy, sexually transmitted infections (STIs), suicide, drug, alcohol, tobacco and other substance abuse for the years 2003 and 2004 and 2005. Also, please provide numbers of health professionals working in the health-care services for children.

Births

The number of live births that were delivered in all public health facilities in FY 2004/2005 added up to 3567, and 307 or 8.6% of these births were given by teenage mothers.

A number of 249 live births were delivered at home by the Traditional Birth Attendants, so the total number of live births counting multiple births (twins) recorded for both public health facilities and home deliveries is 3816.

The efforts of the MOH to capture as much information from outside the public health facilities had not been so easy, thus the limited details to information that was collected such as the

absence of age range of mothers that gave birth at home, which would have presented more enlightening information on teenage pregnancy rates in the whole of Samoa.

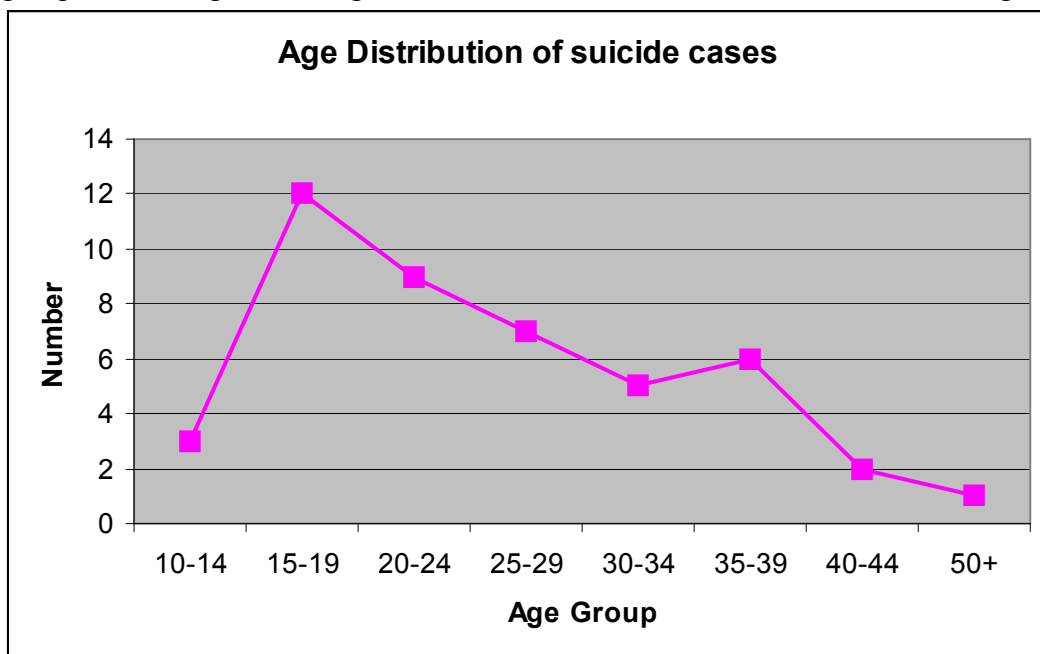
Outcome of births that were delivered in all public health facilities in FY2004/2005

Outcome of delivery, unspecified	Total
Single live birth	3496
Single stillbirth	35
Twins, both live born	34
Twins, one live born and one stillborn	3
Grand Total	3568

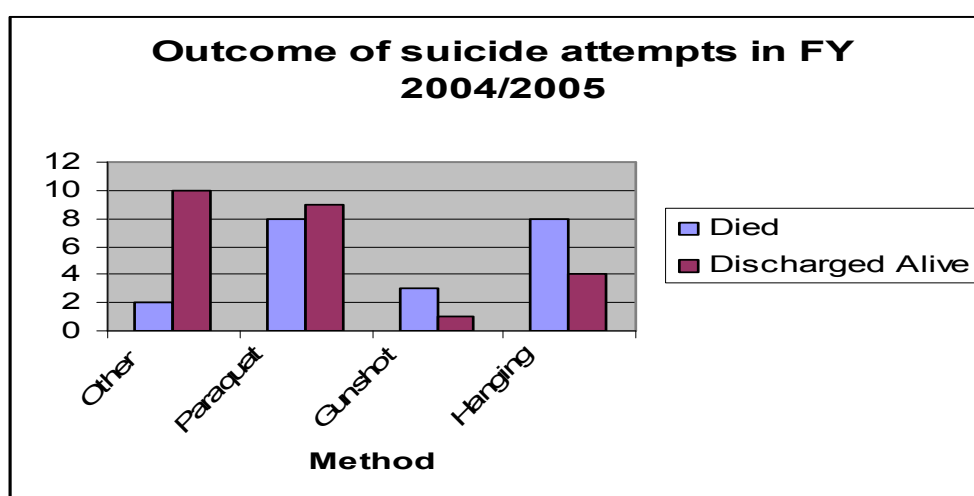
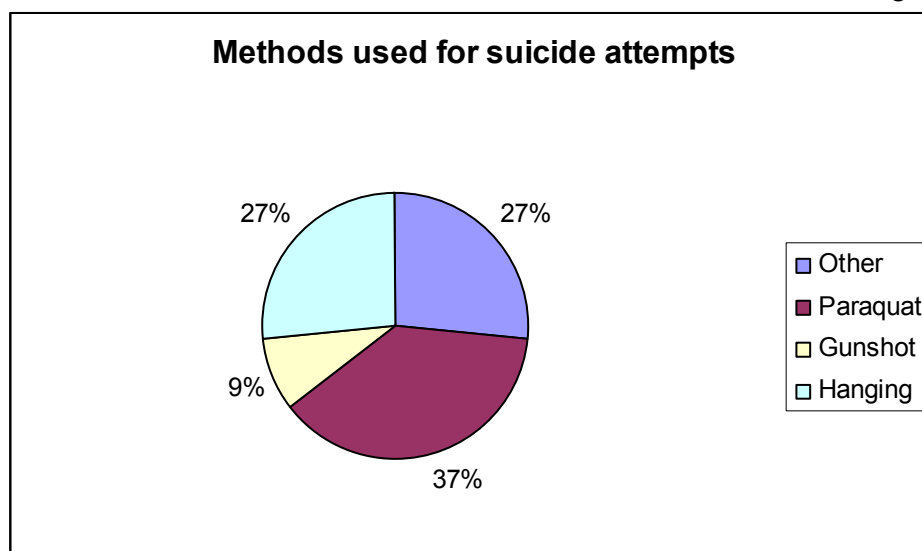
SUICIDE

The tables and graphs shown below provide information on the methods used by all the suicide cases that were reported to the national public health facilities, and also the outcome according to sex and age. From the data of FY04/05, a number of suicide cases have declined compared to the past years. Out of the total of 45 reported cases, males account for 57% while females account for 43%.

The age-group accounting for the highest number of suicide cases and is between the age of 15



and 19.



Main causes for hospitalization of neonates and infants in 2003

Types of diseases	Males	Females	Grand Total
Pneumonia, unspecified	220	199	419
Acute bronchiolitis, unspecified	159	95	254
Neonatal aspiration of meconium	69	80	149
Diarrhoea and gastroenteritis of presumed infectious origin	39	35	74
Observation for other suspected diseases and conditions	21	26	47
Other heavy for gestational age infants	26	18	44
Other general examinations	21	19	40
Fetus and newborn affected by premature rupture of membranes	13	21	34
Bacterial sepsis of newborn, unspecified	12	20	32
Other preterm infants	11	19	30
Intrauterine hypoxia, unspecified	17	9	26
Bronchopneumonia, unspecified	15	7	22
Neonatal jaundice, unspecified	11	10	21
Meningitis, unspecified	8	8	16

Birth asphyxia, unspecified	5	10	15
General medical examination	6	9	15
Other low birth weight	7	8	15
Small for gestational age	2	11	13
Acute upper respiratory infection, unspecified	7	4	11
Viral infection, unspecified	9	2	11
Other and unspecified convulsions	6	4	10
Exceptionally large baby	3	6	9
Febrile convulsions	5	4	9
Fever, unspecified	4	5	9

Main causes for hospitalization of neonates and infants in 2004

Types of diseases	Male	Female	Total
Pneumonia, unspecified	205	141	346
Acute bronchiolitis, unspecified	141	86	227
Neonatal aspiration of meconium	89	57	146
Observation for other suspected diseases and conditions	54	51	105
Diarrhoea and gastroenteritis of presumed infectious origin	67	35	102
Bacterial sepsis of newborn, unspecified	30	22	52
Bronchopneumonia, unspecified	25	21	46
Other heavy for gestational age infants	27	17	44
Examination and observation for other specified reasons	22	19	41
Fetus and newborn affected by premature rupture of membranes	14	19	33
Other preterm infants	15	17	32
Neonatal jaundice, unspecified	10	13	23
Small for gestational age	12	11	23
Exceptionally large baby	12	10	22
Omphalitis of newborn with or without mild haemorrhage	10	4	14
Intrauterine hypoxia, unspecified	7	6	13
Other low birth weight	7	6	13
Meningitis, unspecified	5	7	12
Acute upper respiratory infection, unspecified	4	8	12
Birth asphyxia, unspecified	6	6	12
Light for gestational age	4	7	11

Main causes for hospitalization of neonates only in 2005

Types of Diseases	Males	Females	Total
Observation for other suspected diseases and conditions	44	65	109
Neonatal aspiration of meconium	57	50	107
Other heavy for gestational age infants	24	28	52
Fetus and newborn affected by premature rupture of membranes	22	21	43
Neonatal jaundice, unspecified	14	18	32
Intrauterine hypoxia, unspecified	11	13	24
Other preterm infants	9	13	22
Bacterial sepsis of newborn, unspecified	11	7	18
Small for gestational age	7	4	11
Other low birth weight	5	3	8
Slow fetal growth, unspecified	4	4	8
Birth asphyxia, unspecified	3	4	7
Fetus and newborn affected by breech delivery and extraction	2	3	5
Omphalitis of newborn with or without mild haemorrhage	2	2	4
Fetus and newborn affected by malpresentation before labour	1	2	3
Light for gestational age	3		3

Main causes for hospitalization of infants in 2005

Types of Diseases	Males	Females	Total
Pneumonia, unspecified	108	78	186
Acute bronchiolitis, unspecified	70	56	126
Diarrhoea and gastroenteritis of presumed infectious origin	29	15	44
Bronchopneumonia, unspecified	17	10	27
Meningitis, unspecified	7	3	10
Bacterial sepsis of newborn, unspecified	5	3	8
Other and unspecified convulsions	5	2	7
Lobar pneumonia, unspecified	4	2	6
Unspecified protein-energy malnutrition	4	2	6
Viral infection, unspecified	3	3	6
Talipes equinovarus	3	2	5
Acute upper respiratory infection, unspecified	4	1	5

Main causes for hospitalization of 1-5 year old children in 2003

Types of Diseases	Males & Age group						Females & Age groups					
	<i>Diseases</i>	1	2	3	4	5	Total	1	2	3	4	5
Pneumonia, unspecified	92	34	18	8	11	163	94	24	22	7	7	154
Acute bronchiolitis, unspecified	35	6	2	5		48	30	7	6	2		45
Diarrhoea and gastroenteritis of presumed infectious origin	27	12	6	2	3	50	18	9	4	4		35
Asthma, unspecified	18	13	7	3	2	43	4	11	4	8		27
Febrile convulsions	10	3	2		1	16	12	6	4	2	1	25
Cellulitis of other parts of limb	1	1	1	1		4	4	3	4	3	1	15
Typhoid fever	2	7	4	2	4	19	2	5	1	3	2	13
Other and unspecified convulsions	5	4	3	1	2	15	2	9	1	1		13
Bronchopneumonia, unspecified	9	2	2			13	6	3			1	10
Unspecified injury of head	2	2	1	4	2	11	1	1	1	3	2	8

Main causes for hospitalization of 1-5 year old children in 2004

Types of Diseases	Males and Age groups						Females & Age Groups						Grand Total
	1	2	3	4	5	Total	1	2	3	4	5	Total	
Pneumonia, unspecified	99	36	12	12	3	162	104	24	19	10	6	163	325
Diarrhoea and gastroenteritis of presumed infectious origin	45	22	14	4	4	89	30	8	9	4	4	55	144
Acute bronchiolitis, unspecified	47	1	2	1	2	53	33	4	3	1	1	42	95
Asthma, unspecified	3	10	6	5	1	25	7	6	4	2	2	21	46
Typhoid fever	1	3	8	9	8	29	3	4	4	4	1	16	45
Bronchopneumonia, unspecified	14	6	2		1	23	8	4	3	3	3	21	44
Other and unspecified convulsions	7	4				11	3	3				6	17
Meningitis, unspecified	3	4				7	4	2	3			9	16
Epilepsy, unspecified	1	1	3	3	3	11			3			3	14

Unspecified injury of head	3	1	1	2	1	8	1	3	2			6	14
Cellulitis of other parts of limb		1	1	1		3	4	2	2	2		10	13
Acute upper respiratory infection, unspecified	1	3	2			6	3	2	1			6	12
Cutaneous abscess, furuncle and carbuncle of limb	1	1		2	3	7	1	1		1	2	5	12
Unilateral or unspecified inguinal hernia, without obstruction or gangrene	1	3	5	3		12							12
Viral infection, unspecified		1		2		3	2	2	1	3		8	11
Cutaneous abscess, furuncle and carbuncle of buttock		1		3	1	5		1	2		1	4	9

Main causes for hospitalization of 1-5 year old in 2005

Types of Diseases	Males and Age group						Females						Grand Total
	1	2	3	4	5	Total	1	2	3	4	5	Total	
Pneumonia, unspecified	82	25	8	3	3	121	29	16	8	5	4	62	183
Acute bronchiolitis, unspecified	29	4	1			34	27	5	1			33	67
Asthma, unspecified	5	10	3	2		20	1	9	6	4	3	23	43
Diarrhoea and gastroenteritis of presumed infectious origin	10	5	2	2		19	9	2	6	4	2	23	42
Bronchopneumonia, unspecified	11	5			1	17	3	3	3	1		10	27
Typhoid fever	2	2	1	3	3	11	2	5	2		1	10	21
Other and unspecified convulsions	5	1	2	2		10	4	4		1	1	10	20
Epilepsy, unspecified	1		5	3	2	11			1			1	12
Acute upper respiratory infection, unspecified	2			1	2	5	3		1	2		6	11
Cellulitis of other parts of limb		1	3			4	2	2			2	6	10
Lobar pneumonia, unspecified	1	1	1			3	2			1	1	4	7
Viral infection, unspecified	1	1			1	3	1	1	1	1		4	7
Cutaneous abscess, furuncle and carbuncle of other sites	2		1			3	1		1		1	3	6
Cutaneous abscess, furuncle and carbuncle of buttock	1	1				2	1	2	1			4	6

Main causes for hospitalization of 6-12 year old children in 2003

Diseases	Males & Age Group								Females & Age Group								Grand Total
	6	7	8	9	10	11	12	Total	6	7	8	9	10	11	12	Total	
Typhoid fever	4	5	3	7	3	5	1	28	3	7	6	5	1	5	7	34	62
Pneumonia, unspecified	9	4	5	6	4	2	2	32	2	6	3	3	3	3	2	22	54
Cellulitis of other parts of limb	3	3	1	1	2	1	2	13	2	2	1			1		6	19
Diarrhoea and gastroenteritis of presumed infectious origin			1	2	2	1	1	7	1	3		1	2	1		8	15
Unspecified injury of head	2	2	3	1	1	1	1	11	1	1		1				3	14
Cutaneous abscess, furuncle and carbuncle of limb	3	1	1	3	2	2		12	1				1			2	14
Asthma, unspecified	3	3				1		7	2	1	1			1		5	12
Other and unspecified convulsions	3	2	1	1			1	8	1	2						3	11

Epilepsy, unspecified				7			1	8									8
Unilateral or unspecified inguinal hernia, without obstruction or gangrene	1	3	1		1	1		7	1							1	8
Viral infection, unspecified		2						2		1		1	1	1	2	6	8
Meningitis, unspecified	4					1		5			1		1			2	7
Febrile convulsions	3	1					1	5	1		1					2	7
Rheumatic heart disease, unspecified		2						2				3	1	1		5	7

Main causes for hospitalization of 6-12 year old children in 2004

Types of Diseases	Males & Age Groups								Females & Age groups								Grand total
	6	7	8	9	10	11	12	Total	6	7	8	9	10	11	12	Total	
Typhoid fever	10	3	5	3	6	6	7	40	3	3	4	3	9	3	5	30	70
Pneumonia, unspecified	6	2	2	3		4	2	19	4	4		2	4			14	33
Diarrhoea and gastroenteritis of presumed infectious origin	2		2	2		2	3	11	3	4	4	2	2	1	1	17	28
Unspecified injury of head	2	2	1	1	1	4	1	12	1	2	1	1	2	1		8	20
Cellulitis of other parts of limb		1	3	1	1		4	10	1	1		1	2	1		6	16
Asthma, unspecified	2	4	2	1				9	1	3						4	13
Unilateral or unspecified inguinal hernia, without obstruction or gangrene			3		5			8	3							3	11
Unspecified appendicitis		1		2	1	2	2	8	1					1		2	10
Epilepsy, unspecified	1		1		2	1		5				1	1	2		4	9
Cutaneous abscess, furuncle and carbuncle of limb				4	2	1		7					1	1		2	9
Fracture of lower end of both ulna and radius		1	2	1	2	1		7	1				1			2	9
Viral infection, unspecified				1			1	2		3	1		2			6	8
Cutaneous abscess, furuncle and carbuncle of trunk			1		1	1		3	1	1		1	1			4	7

Main causes for hospitalization of 6-12 year old children in 2005

Types of Diseases	Males and Age Groups								Females and Age groups								Grand Total	
	6	7	8	9	10	11	12	Total	6	7	8	9	10	11	12	Total		
Diseases	6	7	8	9	10	11	12	Total	6	7	8	9	10	11	12	Total		
Typhoid fever	1	8	2	3	3	6		23		2	5	6	3	4	7	27	50	
Pneumonia, unspecified	4		2	2	1	1	1	11	1		1				1	3	14	
Diarrhoea and gastroenteritis of presumed infectious origin			1	2	2		1	6			1	3			1	1	6	12
Viral infection, unspecified	2	2	1	2				7				1	2	1			4	11
Cellulitis of other parts of limb	1	1		1	3	2		8										8
Asthma, unspecified		2			1			3	1	2					1		4	7
Cutaneous abscess, furuncle and carbuncle of trunk		1			1	2		4				3					3	7

Unspecified injury of head			1	1		3		5		2				2	7
Epilepsy, unspecified			1	2			3		1	2				3	6
Cutaneous abscess, furuncle and carbuncle of limb	1		2	2	1		6								6
Fracture of lower end of humerus	1	2	1				4	1						1	5

MORTALITY

Causes of neonatal deaths in 2003

Types of Diseases	Male	Female	Total
Other preterm infants	6	2	8
Pneumonia, unspecified	3	3	6
Neonatal aspiration of meconium	2	3	5
Meningitis, unspecified	2	2	4
Birth asphyxia, unspecified	1	2	3
Extremely low birth weight	1	1	2
Cellulitis of other sites	1		1
Congenital malformation of heart, unspecified		1	1
Congenital pneumonia, unspecified	1		1
Diarrhoea and gastroenteritis of presumed infectious origin	1		1
Down's syndrome, unspecified		1	1
Fistula of intestine	1		1
Other specified congenital malformations of heart	1		1
Rubella without complication	1		1
Slow fetal growth, unspecified	1		1
Total	22	15	37

Causes of neonatal deaths in 2004

Types of Diseases	Male	Female	Total
Extreme immaturity	1	5	6
Diarrhoea and gastroenteritis of presumed infectious origin	2	1	3
Neonatal aspiration of meconium	2	1	3
Other preterm infants	2	1	3
Pneumonia, unspecified	2	1	3
Birth asphyxia, unspecified	1	1	2
Pneumonitis due to food and vomit	1	1	2
Volume depletion	2		2
Bacterial sepsis of newborn, unspecified	1		1
Congenital pneumonia, unspecified	1		1
Fetus and newborn affected by other malpresentation, malposition and disproportion during labour and delivery		1	1
Fetus and newborn affected by polyhydramnios		1	1
Intrauterine hypoxia, unspecified		1	1
Neonatal jaundice, unspecified	1		1

Neoplasm of uncertain or unknown behaviour of other specified sites		1	1
Other congenital anaemias, not elsewhere classified		1	1
Other specified intestinal obstruction of newborn	1		1
Unspecified protein-energy malnutrition		1	1
Unspecified spina bifida with hydrocephalus		1	1
Total	17	18	35

Causes of neonatal deaths in 2005

Types of Diseases	Males	Females	Total
Other preterm infants	3	1	4
Volume depletion	2	1	3
Meningitis, unspecified	1	1	2
Neonatal jaundice, unspecified	1	1	2
Bacterial sepsis of newborn, unspecified		1	1
Congenital pneumonia, unspecified	2	2	4
Neonatal aspiration of meconium		1	1
Other low birth weight	1		1
Extreme immaturity	3	1	4
Extremely low birth weight	1		1
Fetus and newborn affected by prolapsed cord	1		1
Severe birth asphyxia	1	1	2
Intracranial haemorrhage (nontraumatic), unspecified	1		1
Megacolon, not elsewhere classified	1		1
Meningococcaemia, unspecified	1	2	3
Other specified congenital malformations of heart		1	1

Causes of neonatal deaths in 2005

Types of diseases	Males	Females	Total
Other preterm infants	3	1	4
Volume depletion	2	1	3
Meningitis, unspecified	1	1	2
Neonatal jaundice, unspecified	1	1	2
Bacterial sepsis of newborn, unspecified		1	1
Congenital pneumonia, unspecified	2	2	4
Neonatal aspiration of meconium		1	1
Other low birth weight	1		1
Extreme immaturity	3	1	4
Extremely low birth weight	1		1
Fetus and newborn affected by prolapsed cord	1		1
Severe birth asphyxia	1	1	2
Intracranial haemorrhage (nontraumatic), unspecified	1		1
Megacolon, not elsewhere classified	1		1
Meningococcaemia, unspecified	1	2	3
Other specified congenital malformations of heart		1	1
Head injury (fall)	1		1

Sudden Infant Death Syndrome	2		2
Dehydration		1	1
Anencephaly	1		1
Total	13	10	37

Causes of deaths for 1-5 year old children in 2003

Types of Diseases	Males	Females	Total
Pneumonia, unspecified	3		3
Diarrhoea and gastroenteritis of presumed infectious origin	1	1	2
Febrile convulsions		1	1
Leukaemia, unspecified	1		1
Marasmic kwashiorkor	1		1
Meningococcal infection, unspecified	1		1
Septicaemia, unspecified		1	1
Total	7	3	10

Causes of deaths for 1-5 year old children in 2004

Types of Diseases	Males	Females	Total
Pneumonia, unspecified	1	2	3
Diarrhoea and gastroenteritis of presumed infectious origin	1	1	2
Dyspnoea		1	1
Foreign body in other and multiple parts of alimentary tract	1		1
Meningitis, unspecified	1		1
Unspecified protein-energy malnutrition		1	1
Unspecified severe protein-energy malnutrition	1		1
Total	5	5	10

Causes of deaths for 1-5 year old children in 2005

Types of Diseases	Males	Females	Total
Diseases			
Unspecified protein-energy malnutrition	1	2	3
Unspecified severe protein-energy malnutrition		2	2
Leukaemia, unspecified	1		1
Cutaneous abscess, furuncle and carbuncle of other sites	1		1
Burn of unspecified thickness of head and neck	1		1
Total	4	4	8

9. Please provide disaggregated statistical data for the years 2003, 2004 and 2005 (by sex, age groups, and by islands) on the number of children, if any, who are:

- infected by HIV/AIDS;
- affected by HIV/AIDS;
- heading households due to HIV/AIDS; and
- orphans of HIV/AIDS living in extended families or institutions.

There have been no reported cases of HIV/AIDS in the years 2003, 2004 and 2005. The 2 children (both infected at birth from their mothers) were in 1995 and 1996; there have been no new HIV cases reported since these data were compiled

10. Please provide appropriate disaggregated data (including by sex, age and Islands, and type of crime) for the years 2003, 2004 and 2005, in particular on the number of:

- persons under 18 who have allegedly committed a crime, reported to the police;

Supreme Court - Juvenile Offenders: Crime by Gender: 2003 - 2005										
Crimes	Age 14		Age 15		Age 16		Age 17		Age 18	
	Male	Female	Male	Female	Male	Female	Male	Female	Male	Female
Dealing in Narcotics										1
Indecent Assault					1					
Murder									1	
Possession	1		3		1		4		6	
Robbery							2		1	
SIYG							1		2	
Total	1	0	3	0	2	0	7	0	10	1

District Court - Juvenile Offenders: Crime by Gender: 2003 - 2005												
Crimes	Age 13		Age 14		Age 15		Age 16		Age 17		Age 18	
	Male	Female	Male	Female	Male	Female	Male	Female	Male	Female	Male	Female
Armed with a weapon					1				2		1	
Arson							1					
Breach of probation			2				7		2		3	
Insulting/Threatening words					1		1		1			
Other					1		1		3		7	
Property Offences	7		11		16		32		49		36	
Serious Traffic Offences					1		2		3		3	
Throwing stones or objects	2				1		4		10		3	
Traffic Offences					1		1		3		8	
Violent Offences Against			2		3		11		17		17	
Total	9	0	15	0	25	0	60	0	90	0	78	

FF Court - Juvenile Offenders: Crime by Gender: 2003 - 2005						
Crimes	Age 15		Age 17		Age 18	
	Male	Female	Male	Female	Male	Female
Breach of peace			5		5	
Drunkenness			2		10	
Insulting/Threatening words	1		1		1	
Property Offences	1		0		1	
Traffic Offences	1	1	2	1	7	
Violent Offences against persons					2	
Total	3	1	10	1	26	0

(b) persons under 18 who have been sentenced and type of punishment or sanctions related to offences including length of deprivation of liberty;

Supreme Court - Juvenile Offenders: Punishment by Gender: 2003 - 2005										
Punishment	Age 14		Age 15		Age 16		Age 17		Age 18	
	Male	Female	Male	Female	Male	Female	Male	Female	Male	Female
Community Service	1									
Dismissed			1	1			1		4	
Imprisonment								2	5	

Imprisonment for life										1	
Probation	1		2				3				
Suspended Sentence							1				
Withdrawn										1	
Total	2	0	2	1	1	0	5	2	11	0	

District Court - Juvenile Offenders: Punishment by Gender: 2003 - 2005												
Punishment	Age 13		Age 14		Age 15		Age 16		Age 17		Age 18	
	Male	Female	Male	Female	Male	Female	Male	Female	Male	Female	Male	Female
Convicted & Disregarded							1	1	4		1	
Discharged without conviction									3			
Dismissed	1		3		4	1	12		13		9	
Fine							2		1		3	
Imprisonment			1		1		8		18	1	20	
Other							1		1		1	
Probation			5		10		19		33		26	
Suspended Sentence	2	1	3		6		11		10		7	1
Withdrawn by leave	5		3		3		5		6		10	
Total	8	1	15	0	24	1	59	1	89	1	77	1

FF Court - Juvenile Offenders: Punishment by Gender: 2003 - 2005						
Punishment	Age 15		Age 17		Age 18	
	Male	Female	Male	Female	Male	Female
Convicted & Discharged	1					
Dismissed			6		6	
Fine	2		4	1	16	
Withdrawn by leave	1				3	1
Total	4		10	1	25	1

- (c) detention centres for juvenile offenders (under 18) and their capacity;
- (d) persons under 18 detained in these facilities and minors detained in adult facilities;
- (e) persons under 18 kept in pretrial detention and the average length of their detention;
- (f) reported cases of abuse and maltreatment of persons under 18 during their arrest and detention; and
- (g) persons under 18 tried and sentenced as adults.

11. With reference to special protection measures, please provide statistical data (including by sex, age, and by islands) per year for 2003, 2004 and 2005 on the number of:

- (a) children sexually exploited, including prostitution, pornography and/or trafficking;
- (b) street children and number of children who received assistance;
- (c) children victims who received recovery, counselling and other forms of assistance;
- (d) children under the age of 15 who are employed, or working; and
- (e) children abusing alcohol and using narcotics and drugs and number of children who received assistance.

B. General measures of implementation

1. Please indicate whether the Convention on the Rights of the Child has been invoked directly in domestic courts, and if so, please provide examples of such cases.

The Convention has been invoked many times in criminal matters before both the Supreme and District Courts particularly in closing submissions and sentencing submissions where the Court is requested to consider the Articles of the Convention and how the interests of the child should be one of the primary considerations in passing sentencing.

The Convention is also invoked and applied by the Courts of Samoa in maintenance and affiliation matters, marriage and custody petitions. The Courts of Samoa place much weight on the Convention in these civil matters particularly as our Infants Ordinance puts a statutory obligation on the courts as provided under section 3 of the Infants Ordinance 1961. Section 3 states that:

“Where in any proceedings in Court the custody or upbringing of a child is in question the Court in deciding that question shall regard the welfare of the child as the first and paramount importance”.

In *Police v Soolefai Taivale* (Sentence) [2000] WSSC 33 (29 September 2000), Justice Vaai (of the Supreme Court of Samoa) stated:

“This court is obliged to impose deterrent sentence to reflect our society’s obligation to protect the interest of children under the Convention on the Rights of the Child ratified in 1994.”

In *Police v Howard Masimasi* CA 7/99 (27/8/99) a case involving the death of a child at the hands of his father, the Court of Appeal of Samoa, Samoa’s highest Court stated in respect of the Convention of the Rights of the Child:

“All Samoan Courts should have regard to this convention in cases within its scope.”

2. Please provide information on the activities of the Law Reform Commission and on other measures taken for a comprehensive review of all legislation to ensure compatibility with the Convention.

At the time of writing this report, The Law Reform Commission has not been set up although the Law Reform Commission Act 2002 was passed by Parliament in 2002. In terms of other measures taken to review legislative compatibility with the Convention, the Division for Women took the initiative to utilise the expertise of its Australian Youth Ambassador/ Legal Officer– Ms Penelope Taylor to conduct a Legislative Compliance Review for Samoa in relation to the Convention on the Rights of the Child. The first part of this initiative comprised the development of indicators for the Convention and the second part was the legislative

compliance review that was done with the assistance from the Office of the Attorney General. A copy of the list of indicators developed and report on the compatibility of Samoa's legislations to the Convention is Attachment 1.

It is anticipated that once the Law Reform Commission is established efforts towards reviewing legislations pertaining to children will be advocated for in future. Amendments and/or development of legislations will focus on the following existing legislations:

- the Infants Ordinance 1960 and amendments to date
- the Marriage Ordinance 1961
- Maintenance and Affiliation Act 1961
- Ministry of Women Affairs Act 1990.

2. Please provide information on the system of data collection and whether it covers all persons below 18 and all areas referred to in the Convention.

The Pacific Children's Program's Child Protection Information System contains information on the following risk indicators areas (following the UNICEF cluster framework on child protection and decided upon by the members of the CRC Partnership) from 1986 to 2001;

1. children not living with biological parents
2. children not attending school
3. children working for wages
4. number of children living in broken homes
5. Literacy Rate
6. marital status of the head of household
7. children living in the urban areas
8. Access to sanitation
9. access to water supply
10. Number of households living below the poverty line.

While the system needs improvement in terms of data collection, the development of indicators and maintenance, it is important to note there is now a Child Protection Information System and that this is the first of its kind in Samoa. One of the priorities for the Pacific Children's Programme is the work on the Child Protection Information System, so that it captures all the relevant and important information on the protection of children for the purposes of policy development and planning. It is also timely with the establishment of the Law Reform Commission as we hope the information will be readily available to support needed amendments and new legislations for the protection of children in future.

4. Please provide updated information on the National Coordinating Committee on the Rights of the Child (NCCRC), its mandate, resources and activities, both at national and local levels.

National Coordinating committee is a Cabinet approved committee with 7 members. The committee's mandate is as follows;

- Meet on a monthly basis
- Responsible for developing a National Plan of Action for the implementation of the Convention on the Rights of the Child in Samoa.
- Ensure that Government implements and honours all ratification obligations under the Convention on the Rights of the Child
- To table and recommend to Cabinet through the Minister of Women's Affairs policy and legislation matters to do with the Convention on the Rights of the child and its implementation.
- Each member will receive a sitting allowance as approved within the Ministry of Women Affairs

Activities include in the past year include;

- a. Finalising and endorsement of the country report on the Rights of the Child

5. Please provide updated information on activities to increase awareness and knowledge of the Convention among the public at large and children and parents in particular and on training programmes for teachers, social workers and other professionals working with/for children.

The Division for Women (DFW) and Pacific Children's Program (PCP) have been (and continuously) coordinating and implementing a number of awareness activities on the Convention at all levels in Samoa. These activities are implemented through different strategies built on the existing systems and structures and to really work on the mobilization of communities to take the work further. We are also working in close relationship and with collaborative effort with the CRC Partnership/PCP Taskforce and our stakeholders such as Community Based Organizations (CBOs); Village Council, Women's Committee & Youth Groups through sharing of resources (Human, Technical & Financial) to push the promotion and awareness.

The following are activities undertaken by the DFW & PCP on CRC;

- National Children's Forum (focus on understanding the convention)
- Capacity Building training for Stakeholders and CRC Partnership on CRC
- Sector Seminar on CRC (We have done seminars for Pre School Teachers Trainees, Pastors wives, Youth Directors and ongoing Village Council Advocacy)
- Training workshops for Community Facilitators on the child protection facilitation package (Train-the-Trainers)
- Small Grant Scheme for women's committees/NGOs to coordinate the conduct of activities on the protection of children issues

- Conduct Refresher Training of DFW Staff, CRC Partners and Stakeholders on Child Protection Facilitation Package
- Produce and Disseminate IEC materials on CRC and child protection for use of sector partners/CBOs
- Conduct Multi Media/Public Awareness Campaign on the International Day for Prevention of Child Abuse and Neglect and World Day for the Rights of the Child
- Maintain and Update Child Protection Information System. CPIS is used for policy making/activity implementation purposes
- Conduct Facilitation Package and Capacity Building processes on CRC and prevention of Child Abuse and Neglect
- Support the work of the CRC Partnership/PCP Taskforce and collaborate with NCCRC
- Conduct CRC Partnership monthly meetings

6. *Please provide updated information on the cooperation between the State party and the international community including non-governmental organizations, in the efforts to implement the Convention.*

The government of Samoa through the Ministry of Women, community & Social Development continues to liaise with the international community on the implementation of the CRC in particular UNICEF – which is the managing contractor for the Pacific Children’s Program. UNICEF continues to support the work of the Pacific Children’s Program and has extended the duration of the project to another 4 years in Samoa.

7. *Please indicate the issues affecting children that the State party considers to be priorities requiring the most urgent attention with regard to the implementation of the Convention.*

- Domestic Violence i.e sexual/incest abuse
- Inclusion of children with special needs in programming and activity implementation
- Children not attending school.
- Proper Information system for collection of data on all areas of the convention
- Note: check with the SITAN children for more issues and discuss with partners

Please provide copies of the text of the Convention on the Rights of the Child in all official languages of the State party as well as in other languages or dialects, when available. If possible, please submit these texts in electronic form.

A copy of the translation of the Convention to the Samoan language is attachment 2.

PART III

Under this section, the State party is to briefly (3 pages maximum) update the information provided in its report with regard to:

– new bills or enacted legislation;

i) Infants (Adoption) Amendment Act 2005

This came into effect on the Head of State's assent given on 28 June 2005. It amends the Infants Ordinance 1960 by adding provisions to provide for:

1. the regulation of adoption agencies carrying out adoption proceedings in Samoa; and
2. the regulation of 'overseas adoption'.

ii) Adoption Agency Code of Conduct 2006

The Code of Conduct was made upon signature of the Head of State on 7 March 2006. The Code of Conduct was made pursuant to the Infants (Adoption) Amendment Act 2005 where it is a requirement for the Adoption Agency applying for authorization to carry out adoption proceedings to undertake to comply with the Code of Conduct.

iii) Infants (Adoption) Regulations 2006

These Regulations came into effect on 17 July 2006. The Regulations are made pursuant to the Infants (Adoption) Amendment Act 2005 setting out the requirements for:

1. an application for the Attorney General's Certificate authorizing an 'overseas adoption'; and
2. a request for authorization to act as an adoption agency.

The procedures to follow to obtain authorization to act as an adoption agency and to carry out an 'overseas adoption' are set out in the Regulations.

Legislation currently being drafted

The Attorney General's Office is involved in the review of the following draft Bills which the relevant Ministries anticipate will be ready for tabling in Parliament by the end of 2006.

i) Young Offenders Bill

This Bill establishes a Young Offenders Division in the Ministry of Justice, makes provisions for a Youth Offender's Advocate and sets up a Young Offenders Advisory Panel. The purpose of this Bill is to legislate the separation of court proceedings involving young offenders from the general everyday court and criminal proceedings.

ii) Prisons and Parole Amendment Bill

This Bill aims at separating the parole provisions with regards to young offenders imprisoned upon conviction.

iii) Community Justice and Sentencing Bill

This Bill provides the courts with the sentencing option of ordering the offender to carry out community services under the supervision of community leaders.

iv) Domestic Violence Bill

This Bill provides power for the court to issue protection orders on conditions the court deems fit, in favour of the complainants or victims of domestic violence. It also provides for the Police Service and the Ministry of Justice and Courts Administration to provide assistance to the complainants or victims of domestic violence in instituting proceedings against a perpetrator.

- new institutions;
- newly implemented policies;
- newly implemented programmes and projects and their scope.

Part IV

The following is a preliminary list of major issues (that does not contain issues already covered in Part I) that the Committee intends to take up during the dialogue with the State party. They do not require written responses. This list is not exhaustive as other issues might be raised in the course of the dialogue.

1. Reservations.
2. Plan of action and coordination.
3. Budget allocations for children.
4. Non discrimination.
5. Birth registration.
6. Corporal punishment in the family.
7. Children deprived of family environment, alternative care and adoption.
8. Child abuse, neglect, and domestic violence.
9. Children with disabilities.
10. Adolescent health.
11. Education.
12. Alcohol and other substance abuse.
13. Sexual exploitation, child labour and street children.
14. Administration of juvenile justice.
15. Environmental problems and capacity to respond to natural disasters.
