

Annex 1

Section H: INDIVIDUAL COMMUNICATIONS

87. Communications Under the Optional Protocol to the CCPR
88. Communications Under CAT
89. Communications Under CERD
90. Communications Under the Optional Protocol: Categorization of Decisions Within Each Regional Group
91. Communications Under the Optional Protocol: Comparison of Decisions Across Regional Groups
92. Number of "Living Cases" at the Human Rights Committee
93. Number of Communications Dealt With/Decisions Taken in the 2000 Annual Report Year
94. Individual Communications Under the Optional Protocol to CCPR
95. Individual Communications Under the Convention Against Torture
96. Individual Communications Under CERD, Article 14
97. Caseload of the Human Rights Committee
98. Caseload of the Human Rights Committee - Registered Communications
99. Caseload of the Human Rights Committee - Pre-admissible Communications (Cumulative)
100. Caseload of the Human Rights Committee - Admissible Communications (Cumulative)
101. Caseload of the Human Rights Committee - Inadmissible Communications
102. Caseload of the Human Rights Committee - Discontinued Communications
103. Caseload of the Human Rights Committee - Final Views Communications
104. Average Annual Time Difference Between Initial Submission and Inadmissibility Decisions for Human Rights Committee Individual Communications
105. Average Annual Time Difference Between Initial Submission and Final Views for Human Rights Committee Individual Communications
106. Caseload of CAT
107. Caseload of CAT - Registered Communications
108. Caseload of CAT - Admissible Communications
109. Caseload of CAT - Inadmissible Communications
110. Caseload of CAT - Discontinued Communications
111. Caseload of CAT - Final Views Communications
112. Average Annual Time Difference Between Initial Submission and Inadmissibility Decisions for CAT Individual Communications
113. Average Annual Time Difference Between Initial Submission and Final Views for CAT Individual Communications
114. Caseload of CERD (table)
115. Caseload of CERD (graph)

#87

Communications Under the Optional Protocol to the CCPR

15 November 2000

1. Percentage Decisions Inadmissible: 43% (288 out of 669)
2. Percentage Decisions Admissible: 57% (381 out of 669)
3. Of those cases where Final Views Adopted (354)

Violations: 76.3% (270 out of 354)

No Violations: 23.7% (84 out of 354)

#88

Communications Under CAT

12 October 2000

1. Percentage of Decisions Inadmissible: 42.7% (35 out of 82)
2. Percentage of Decisions Admissible: 57.3% (47 out of 82)
3. Of those cases where Final Views adopted (45)

Violations: 40% (18 out of 45)

No Violations: 60% (27 out of 45)

#89

Communications Under CERD

10 January 2001

1. Percentage of Decisions Inadmissible: 26.7% (4 out of 15)
2. Percentage of Decisions Admissible: 73.3% (11 out of 15)
3. Of those cases where Final Views adopted (10):

Violations: 60% (6 out of 10)

No Violations: 40% (4 out of 10)

**Communications Under the Optional Protocol:
Categorization of Decisions Within Each Regional Group**

15 November 2000

	African Group	Asian Group	Eastern European Group	Latin American & Caribbean Group	Western European & Other Group
Admissible (pending plus those with Final Views)	34 (82.9%)	5 (100%)	22 (61.1%)	228 (74.0%)	92 (33.0%)
Inadmissible	7 (17.1%)	0	14 (38.9%)	80 (26.0%)	187(67.0%)

	African Group	Asian Group	Eastern European Group	Latin American & Caribbean Group	Western European & Other Group
Final Views - Violation	32(100%)	3 (60.0%)	10 (76.9%)	192 (89.7%)	33 (36.7%)
Final Views - No Violation	0	2 (40.0%)	3 (23.1%)	22 (10.3%)	57 (63.3%)

* Percentage figures are within each regional group. For example, 82.9% of cases from African states are found to be admissible, not 81% of admissible cases come from African states.

**Communications Under the Optional Protocol:
Comparison of Decisions Across Regional Groups**

15 November 2000

	African Group	Asian Group	Eastern European Group	Latin American & Caribbean Group	Western European & Other Group	Total
Pre-admissible Cases	15 (10.1%)	15 (10.1%)	38 (25.7%)	27 (18.2%)	53 (35.8%)	148
Admissible (but not yet decided by Final Views)	2 (7.4%)	0	9 (33.3%)	14 (51.9%)	2 (7.4%)	27
Inadmissible	7 (2.4%)	0	14 (4.9%)	80 (27.8%)	187(64.9%)	288
Discontinued	6 (4.4%)	2 (1.5%)	4 (2.9%)	73 (53.3%)	52 (37.9%)	137
Final Views - Violation	32 (11.9%)	3 (1.1%)	10 (3.7%)	192 (71.1%)	33 (12.2%)	270
Final Views - No Violation	0	2 (2.4%)	3 (3.6%)	22 (26.2%)	57 (67.8%)	84
Total	62 (6.5%)	22 (2.3%)	78 (8.2%)	408 (42.8%)	384(40.2%)	954

* Percentage figures are within each category of pre-admissible, admissible, inadmissible, discontinued, final views - violation, final views - no violation, and total. They are not derived within each regional group. For example, 10.1% of pre-admissible cases come from African states, not 10.1% of African cases are at the pre-admissible stage. Percentages may not total exactly 100%, due to the rounding of decimals.

Number of “Living Cases” at the Human Rights Committee

14 April 2000

Pre-admissible cases (not yet transmitted to the government for comments)	127
Transmitted to the government for response on admissibility and/or merits	16
Ready for decision (either on admissibility alone or on admissibility and merits)	34
TOTAL:	177

**Number of Communications Dealt With/Decisions Taken in the
2000 Annual Report Year**Human Rights Committee

	Inadmissible	Discontinued	Admissible	Final Views	Total
November session	7		1	5	13
March session	5		1	6	12
July session	4	5		7	16
TOTAL	16	5	2	18	41

Committee Against Torture

	Inadmissible	Discontinued	Admissible	Final Views	Total
April session	2	5		7	14
November session	4	1	1	5	11
TOTAL	6	6	1	12	25

Committee on the Elimination of Racial Discrimination

	Inadmissible	Final Views	Total
March session		2	2
August session	1	1	2
TOTAL	1	3	4

Individual Communications Under the Optional Protocol to CCPR

15 November 2000

States that have never been the subject of a communication: 30/95 = 31.6%*

1. Algeria
2. Armenia
3. Benin
4. Bosnia & Herzegovina
5. Burkina Faso
6. Cape Verde
7. Chad
8. Congo
9. El Salvador
10. Estonia
11. Gambia
12. Guinea
13. Kyrgyzstan
14. Liechtenstein
15. Luxembourg
16. Macedonia (Former Yugoslav Republic of)
17. Malawi
18. Malta
19. Mongolia
20. Nepal
21. Niger
22. Paraguay
23. Romania
24. San Marino
25. Seychelles
26. Slovenia
27. Somalia
28. Tajikistan
29. Turkmenistan
30. Uganda

* in addition to the current 95 States parties to the Optional Protocol, the states of Jamaica and Trinidad and Tobago both ratified the Optional Protocol and then later submitted notifications of denunciation, which became effective on 23 January 1998 and 27 June 2000 respectively.

Individual Communications Under the Convention Against Torture

12 October 2000

States that have never been the subject of a communication: 24/43 = 55.8%

1. Algeria
2. Belgium
3. Bulgaria
4. Cameroon
5. Croatia
6. Cyprus
7. Czech Republic
8. Finland
9. Ghana
10. Iceland
11. Italy
12. Liechtenstein
13. Luxembourg
14. Malta
15. Monaco
16. New Zealand
17. Poland
18. Portugal
19. Senegal
20. Slovakia
21. Slovenia
22. South Africa
23. Togo
24. Uruguay

Individual Communications Under CERD, Article 14

10 January 2001

States that have never been the subject of a communication: 25/32 = 78.1%

1. Algeria
2. Belgium
3. Bulgaria
4. Chile
5. Costa Rica
6. Cyprus
7. Czech Republic
8. Ecuador
9. Finland
10. Hungary
11. Iceland
12. Italy
13. Luxembourg
14. Macedonia (Former Yugoslav Republic of)
15. Malta
16. Peru
17. Poland
18. Portugal
19. Republic of Korea
20. Russian Federation
21. Senegal
22. South Africa
23. Spain
24. Ukraine
25. Uruguay

Caseload of the Human Rights Committee
Annual Report Years – July

Year ¹	Registered	Pre-admissible ² (cumulative)	Admissible ³ (cumulative)	Inadmissible	Discontinued	Final Views
2000	63	145	28	16	5	18
1999	50	111	38	22	5	35
1998	58	115	46	3	9	30
1997	49	100	45	18	0	24
1996	80	96	42	11	7	31
1995	49	68	39	12	14	15
1994	35	68	31	30	7	32
1993	38	94	39	16	7	23
1992	46	92	49	31	10	19
1991	50	109	46	16	6	9
1990	47	103	33	23	5	14
1989	55	98	33	14	5	11
1988	80	84	22	13	2	8
1987	25	34	15	3	1	5
1986	22	21	12	5	9	4
1985	15	16	13	10	10	12
1984	27	25	n/a ⁴	3	7	7
1983	23	22	12	8	13	17
1982	22	31	21	5	1	13
1981	30	36	23	6	2	12
1980	19	12	27	3	3	6
1979	13	28	20	8	4	1
1978	n/a	25	7	5	2	0
1977	n/a	n/a	n/a	2	0	0
Total	936	n/a	n/a	283	134	346

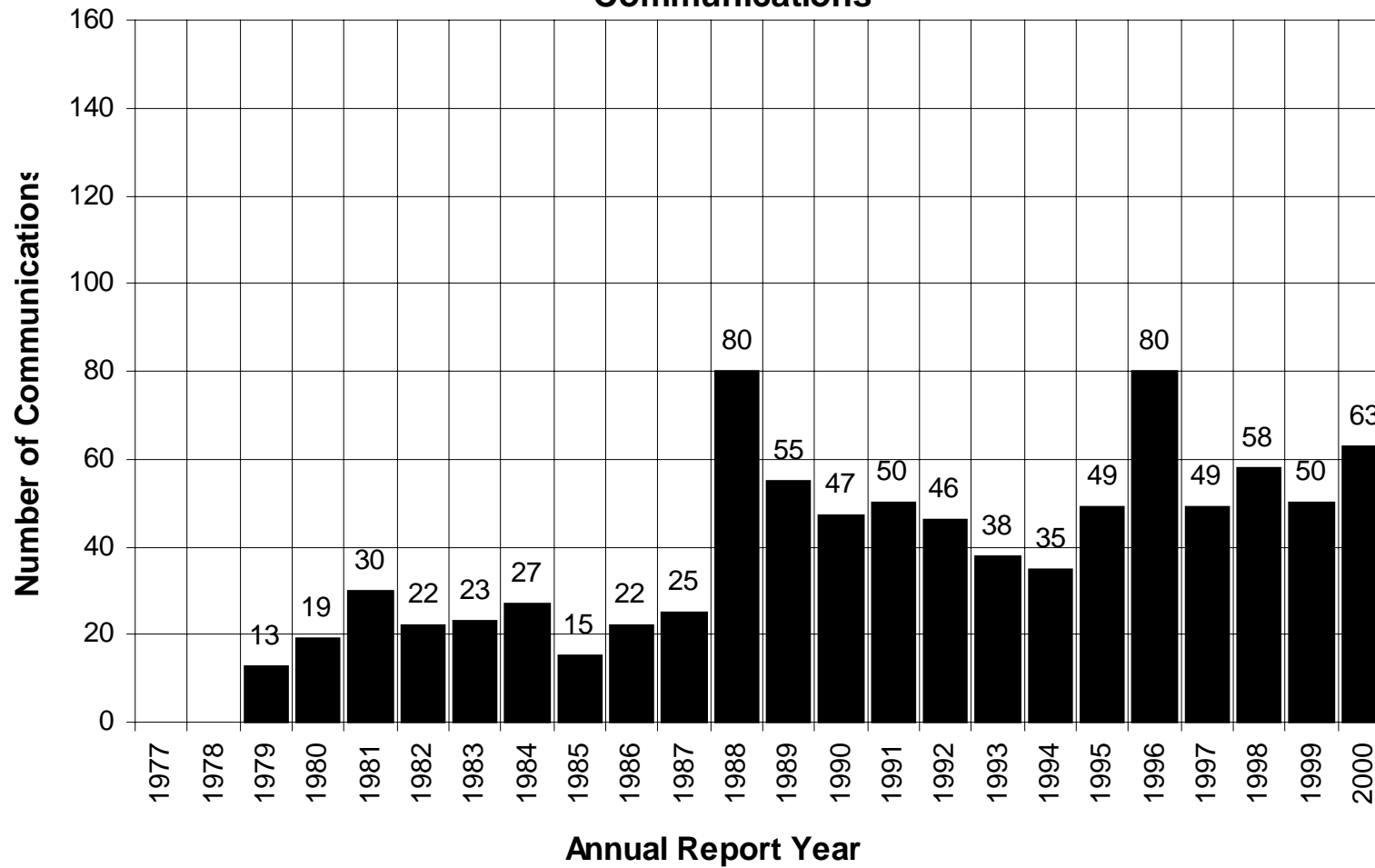
¹ End of July session annually.

² Pending admissibility decision.

³ Declared admissible, but not yet concluded.

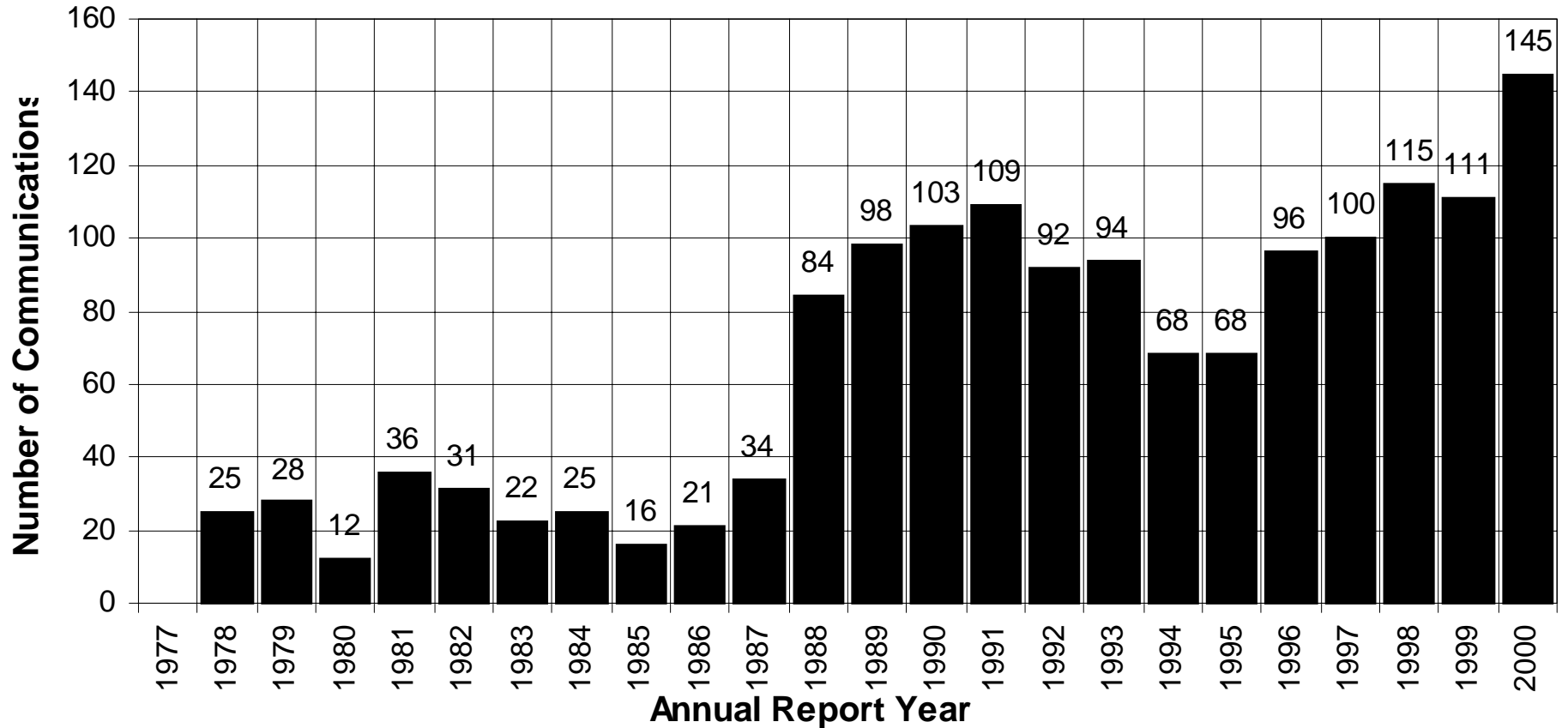
⁴ n/a where an annual report does not contain the relevant information.

Caseload of the Human Rights Committee - Registered Communications



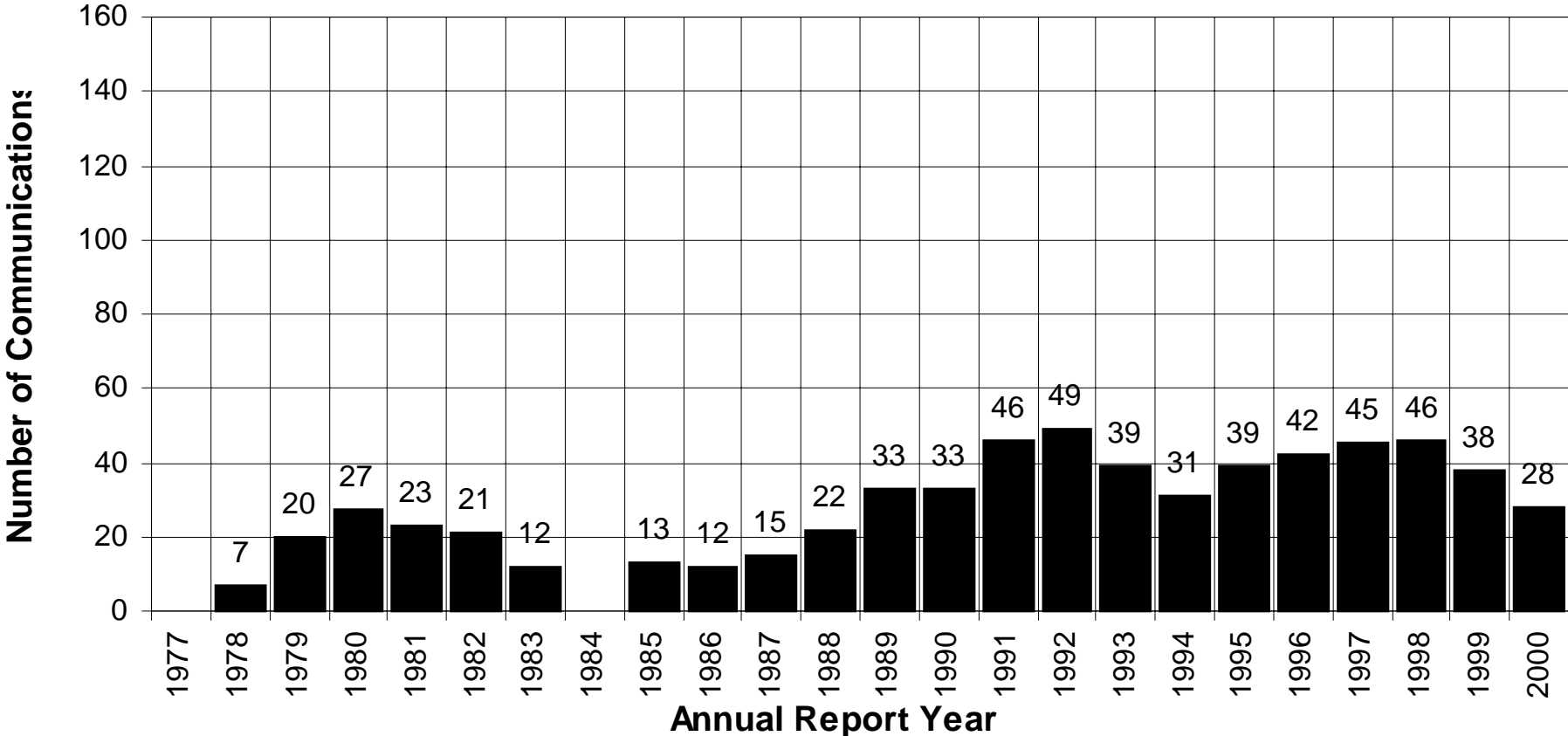
No figures for 1977 and 1978.

Caseload of the Human Rights Committee - Pre-admissible Communications (Cumulative)



"Pre-admissible" applies to registered communications pending admissibility decision.
No figures for 1977.

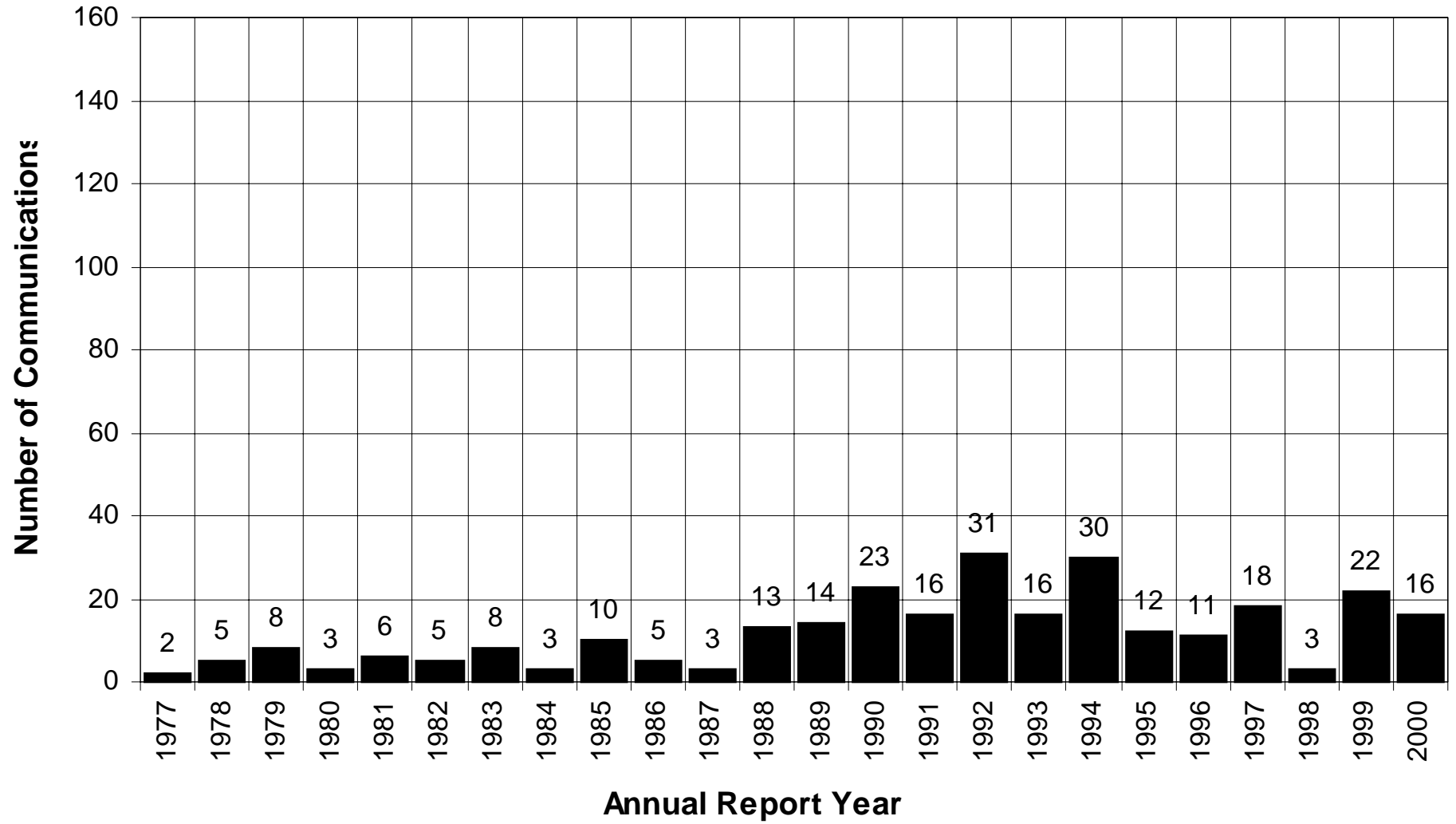
Caseload of the Human Rights Committee - Admissible Communications (Cumulative)



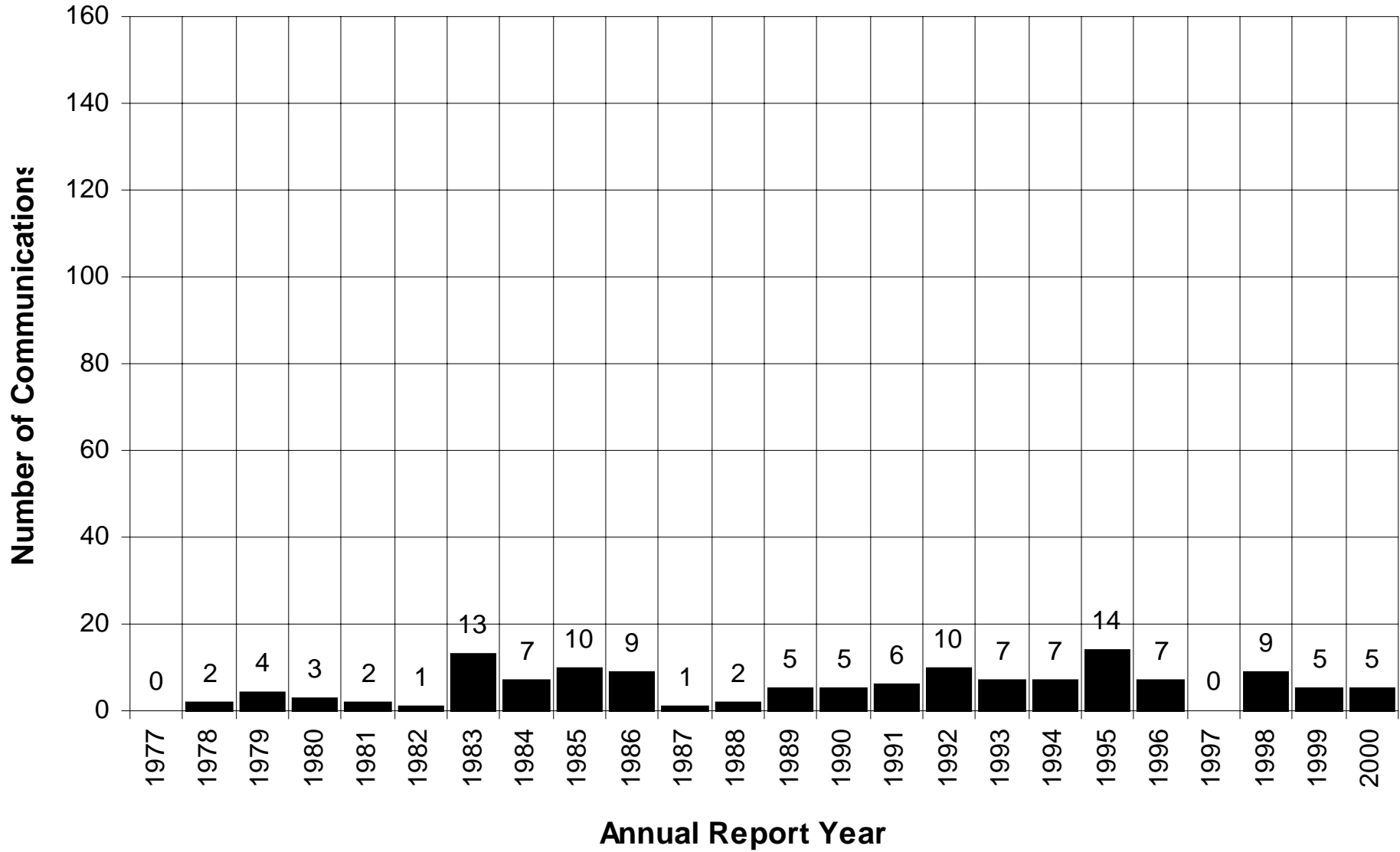
No figures for 1977 and 1984.

"Admissible" applies to registered communications declared admissible, but not yet concluded. For communications registered after 1 August 1997, the Committee usually decides on admissibility and merits together.

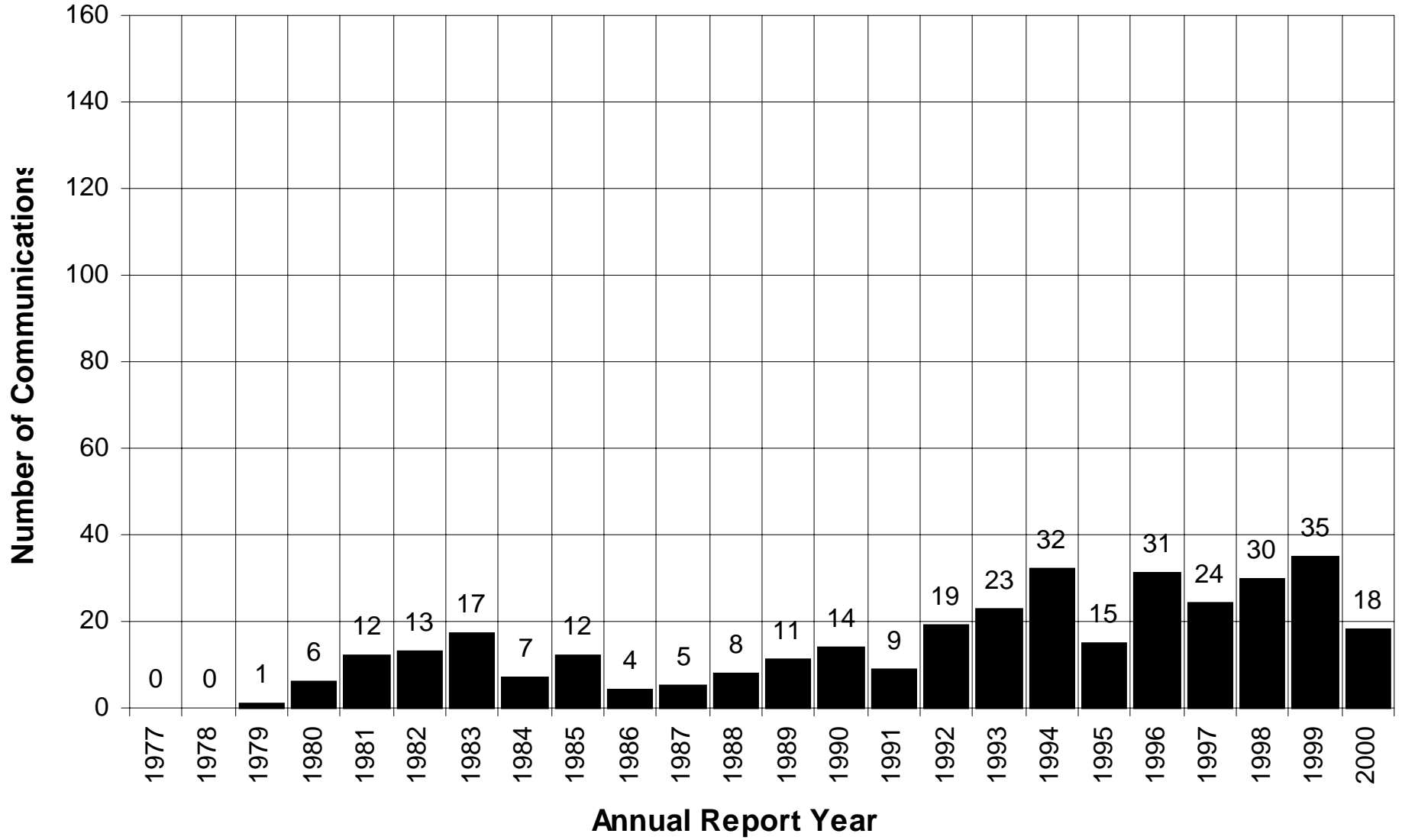
Caseload of the Human Rights Committee - Inadmissible Communications



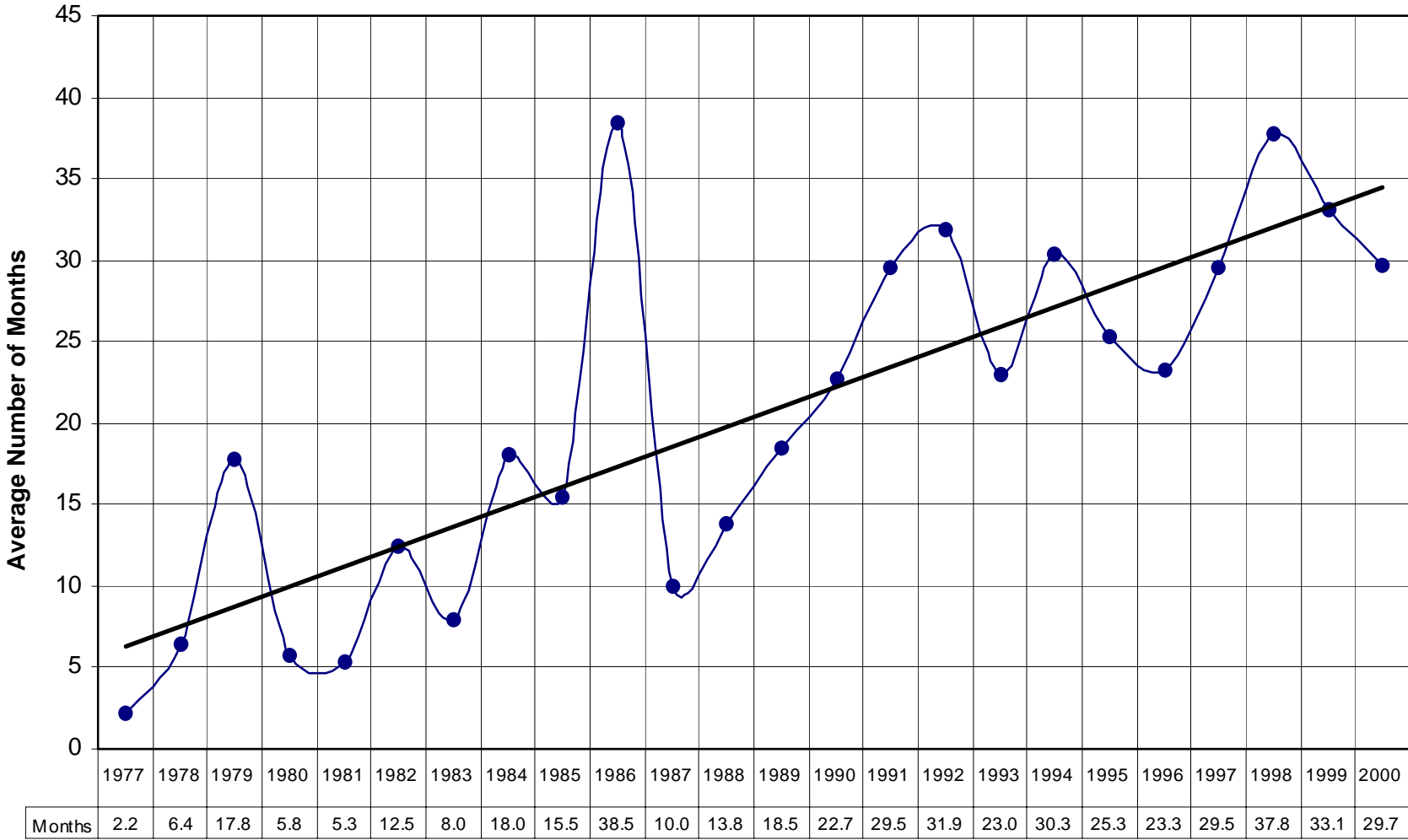
Caseload of the Human Rights Committee - Discontinued Communications



Caseload of the Human Rights Committee - Final Views Communications

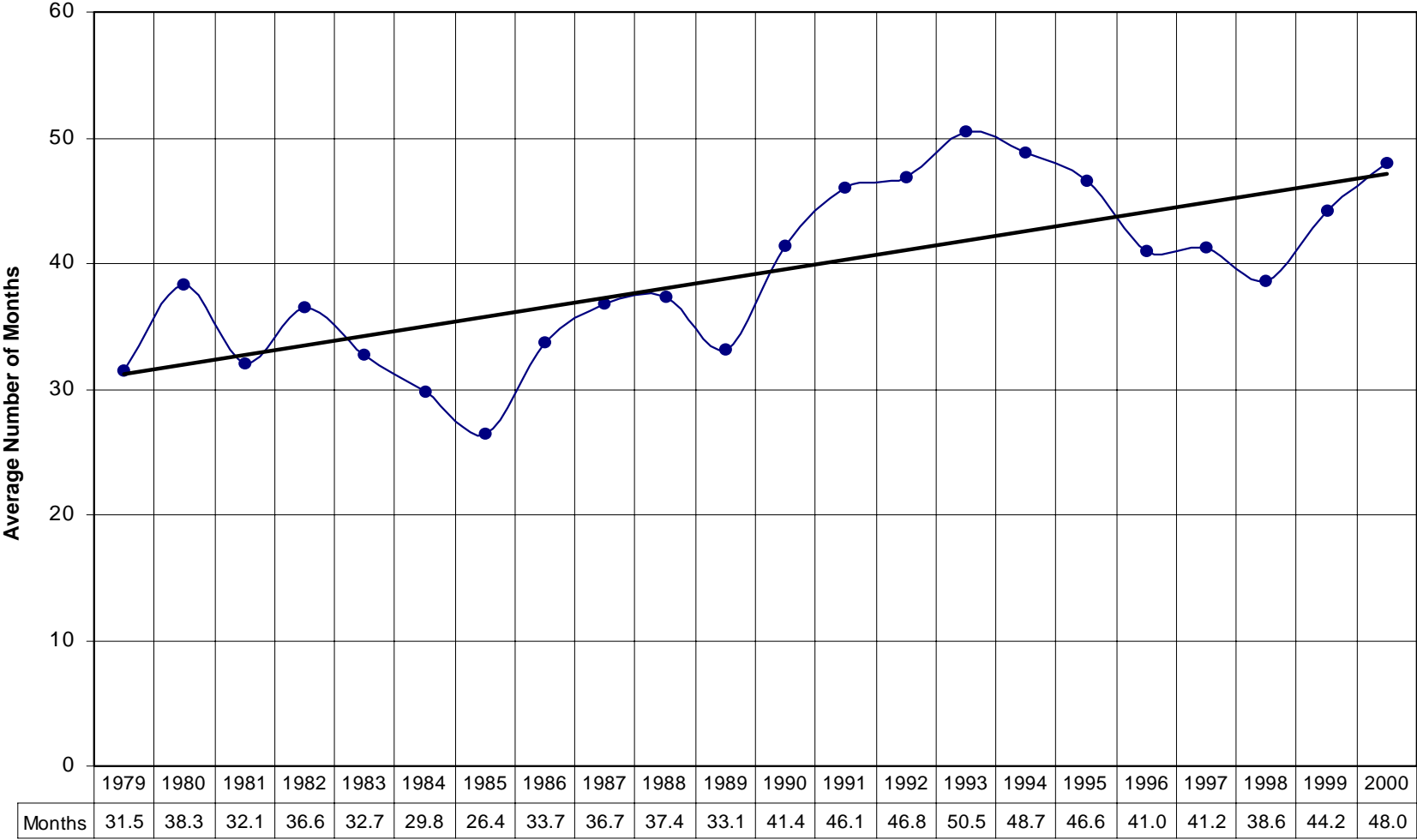


Average Annual Time Difference Between Initial Submission and Inadmissability Decisions
for Human Rights Committee Individual Communications



Calendar Year

Average Annual Time Difference Between Initial Submission and Final Views
for Human Rights Committee Individual Communications



Calendar Year

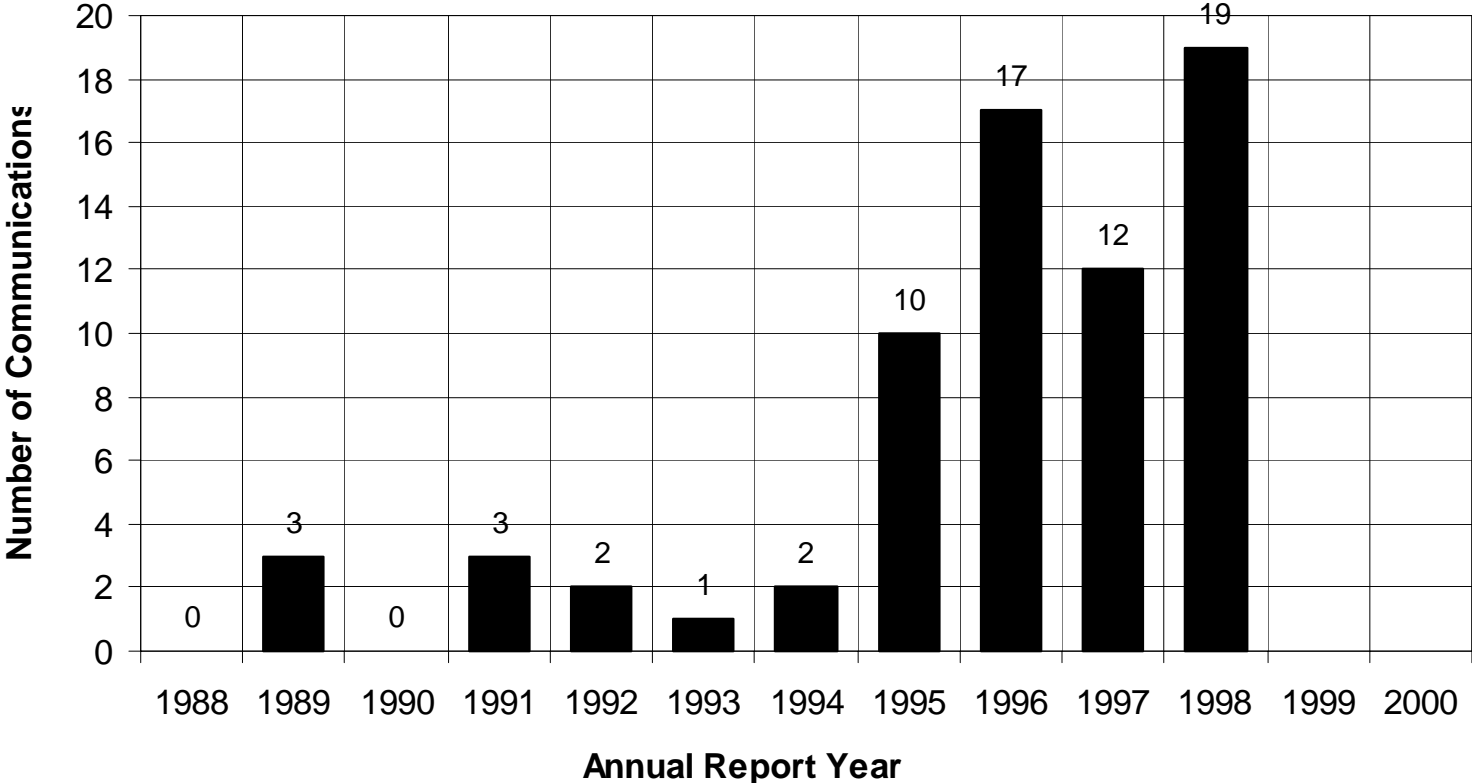
Caseload of CAT
Annual Report Years - May

Year	Registered¹	Admissible¹	Inadmissible	Discontinued²	Final Views
2000	n/a	1	6	6	12
1999	n/a	4	3	18	11
1998	19	5	7	4	9
1997	12	n/a	1	6	6
1996	17	2	6	4	3
1995	10	n/a	6	3	2
1994	2	1	1	1	2
1993	1	0	0	0	0
1992	2	1	1	0	0
1991	3	0	2	0	0
1990	0	0	3	0	0
1989	3	0	0	0	0
1988	0	0	0	0	0
Total			36	42	45

¹ n/a where annual report does not contain the relevant information.

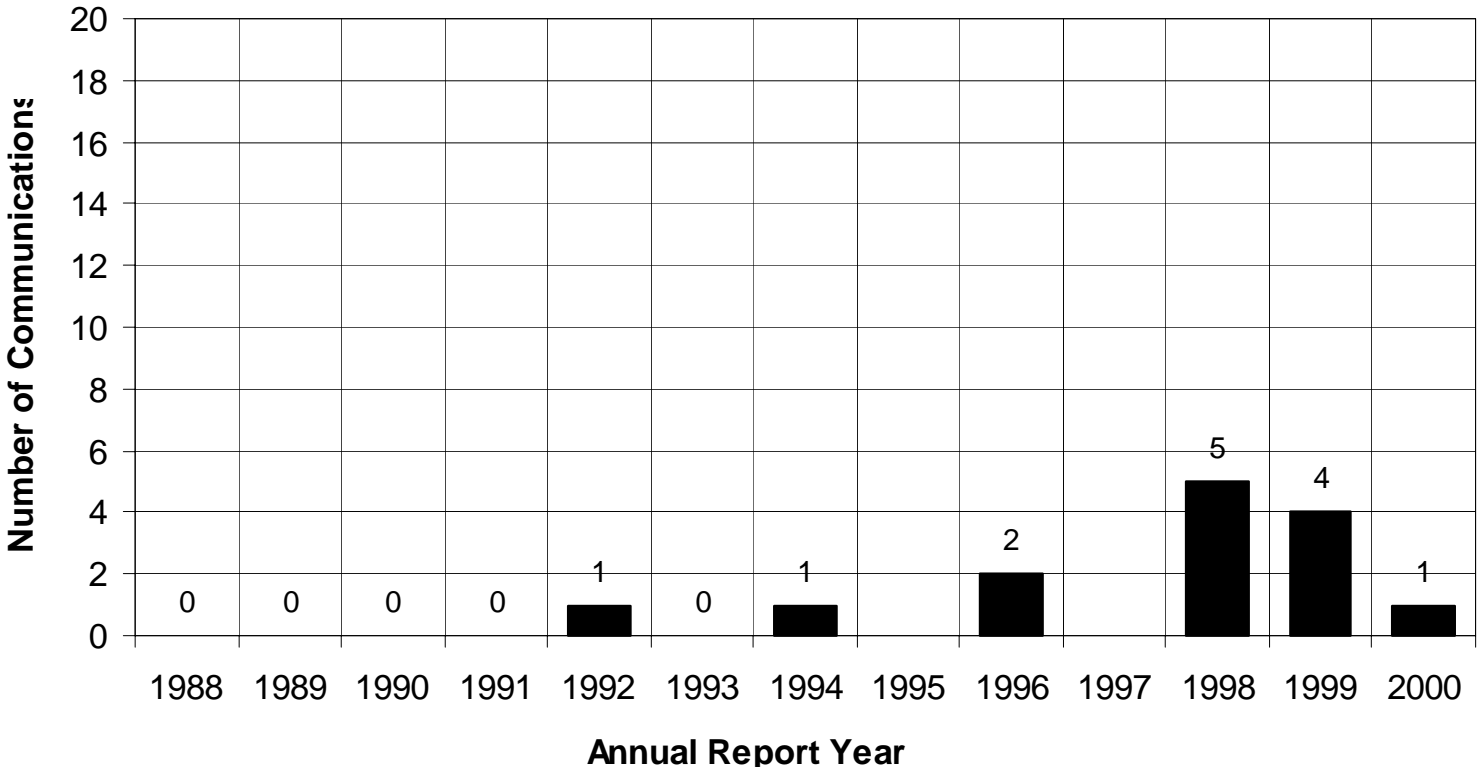
² Discontinued includes suspended communications.

Caseload of CAT - Registered Communications



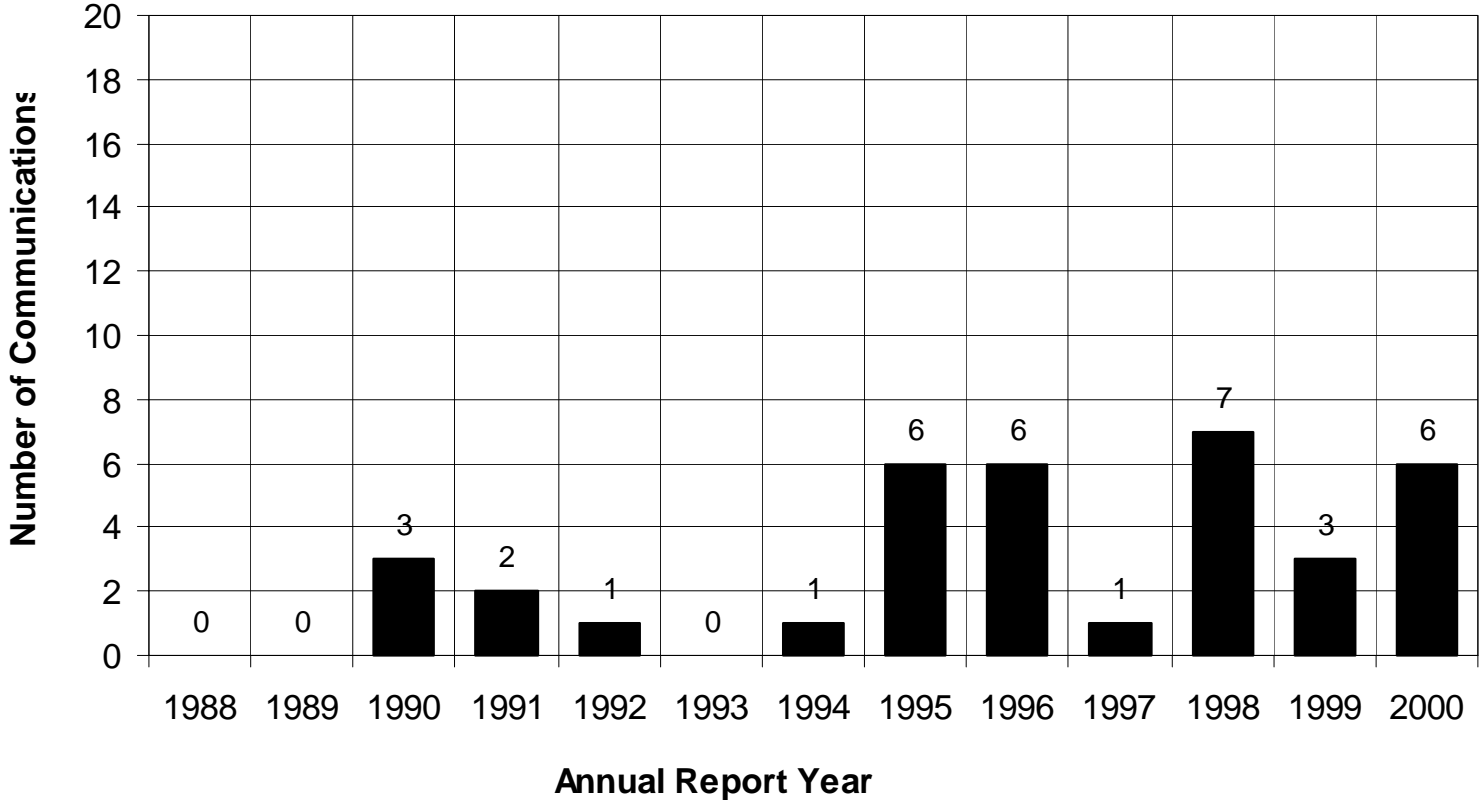
Figures for 1999 and 2000 unknown at this time.

Caseload of CAT - Admissible Communications

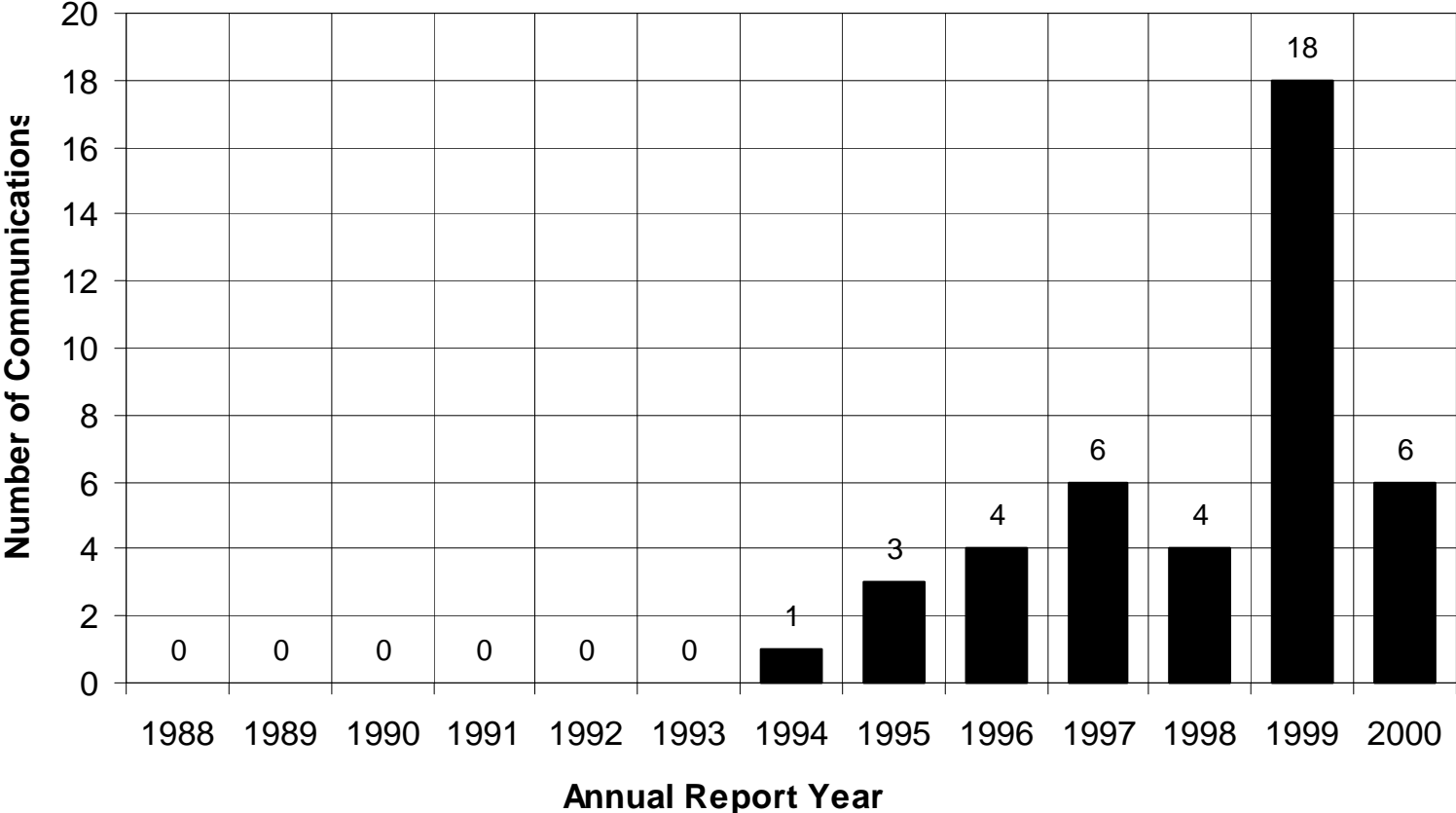


Figures for 1995 and 1997 are unavailable.

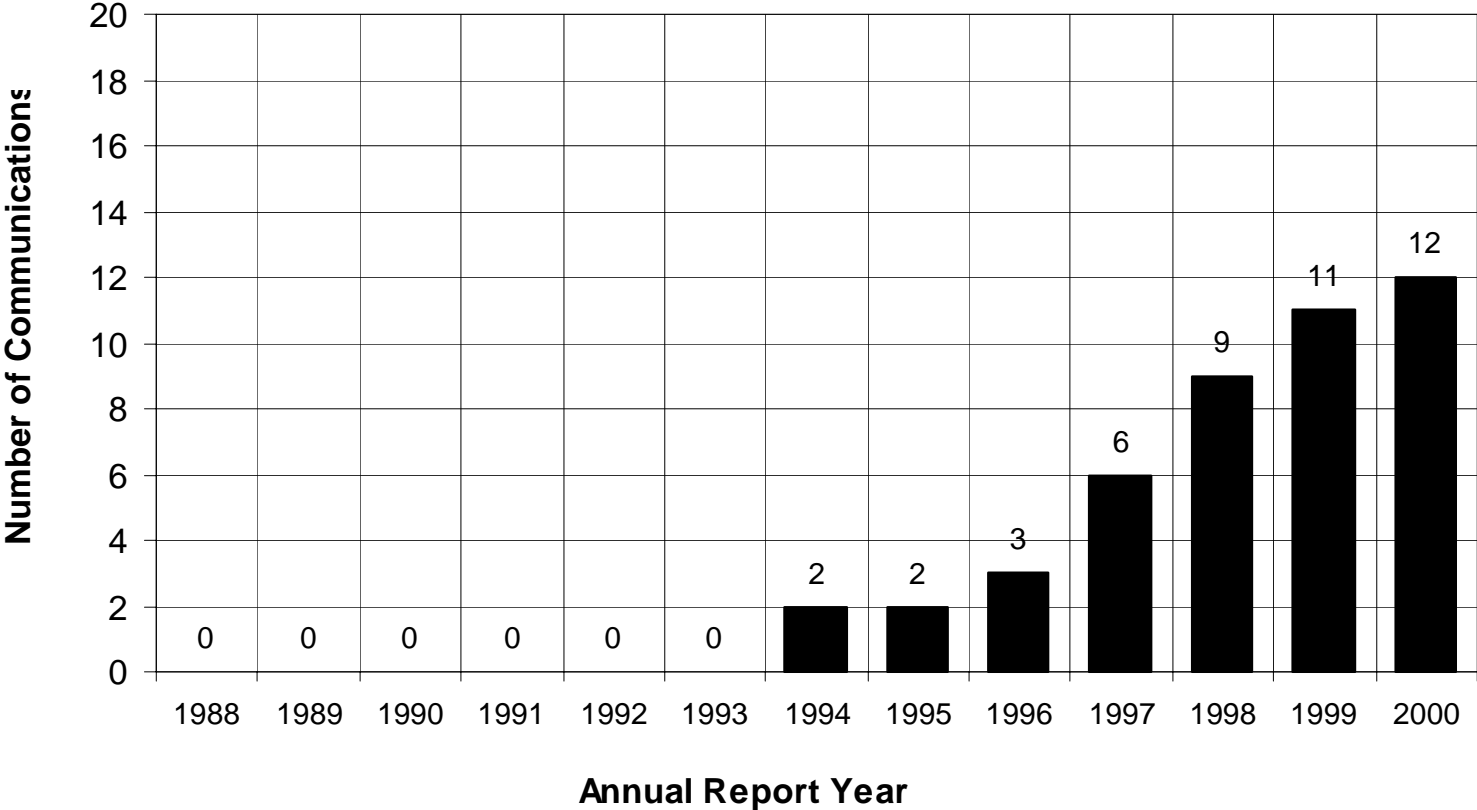
Caseload of CAT - Inadmissible Communications



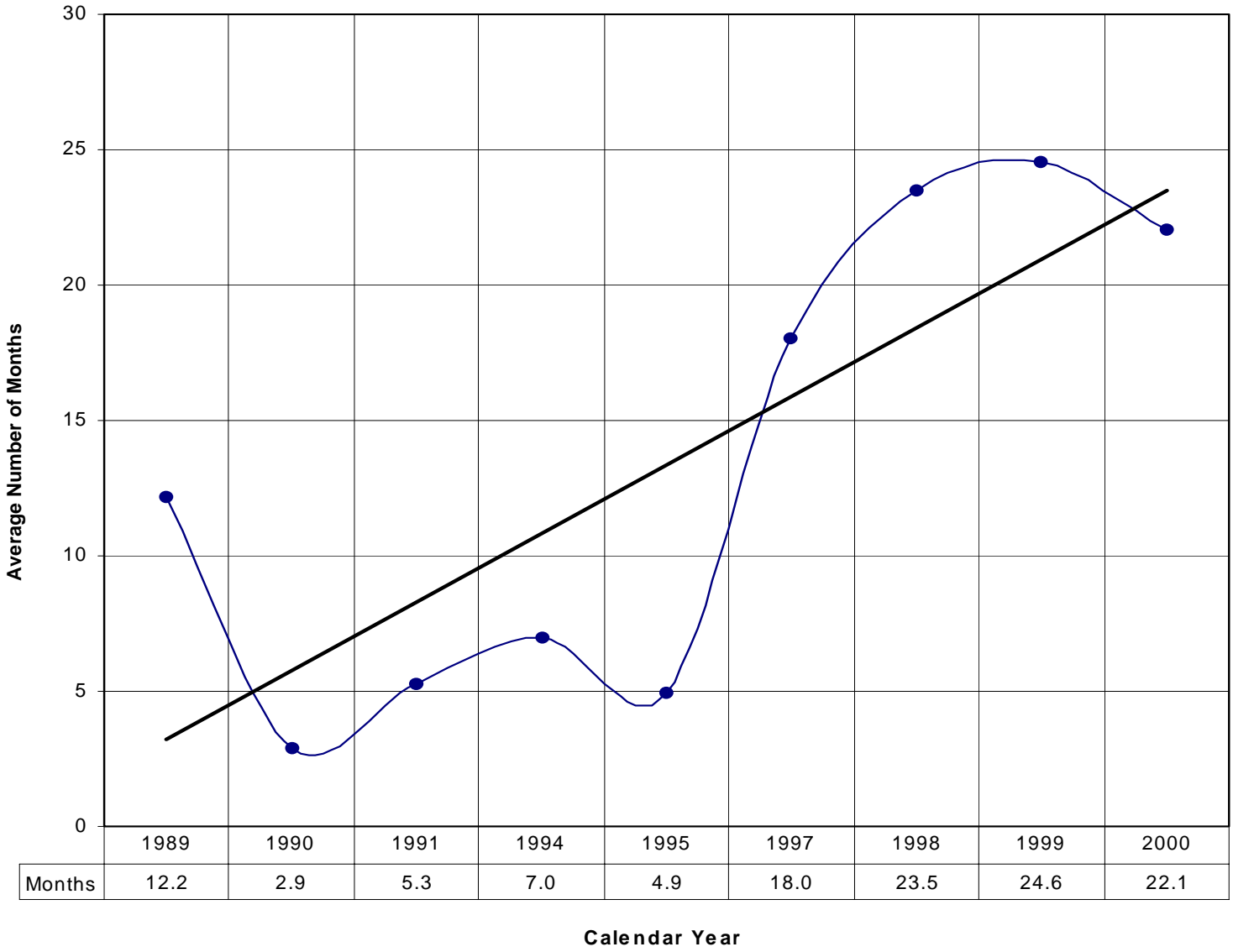
Caseload of CAT - Discontinued Communications



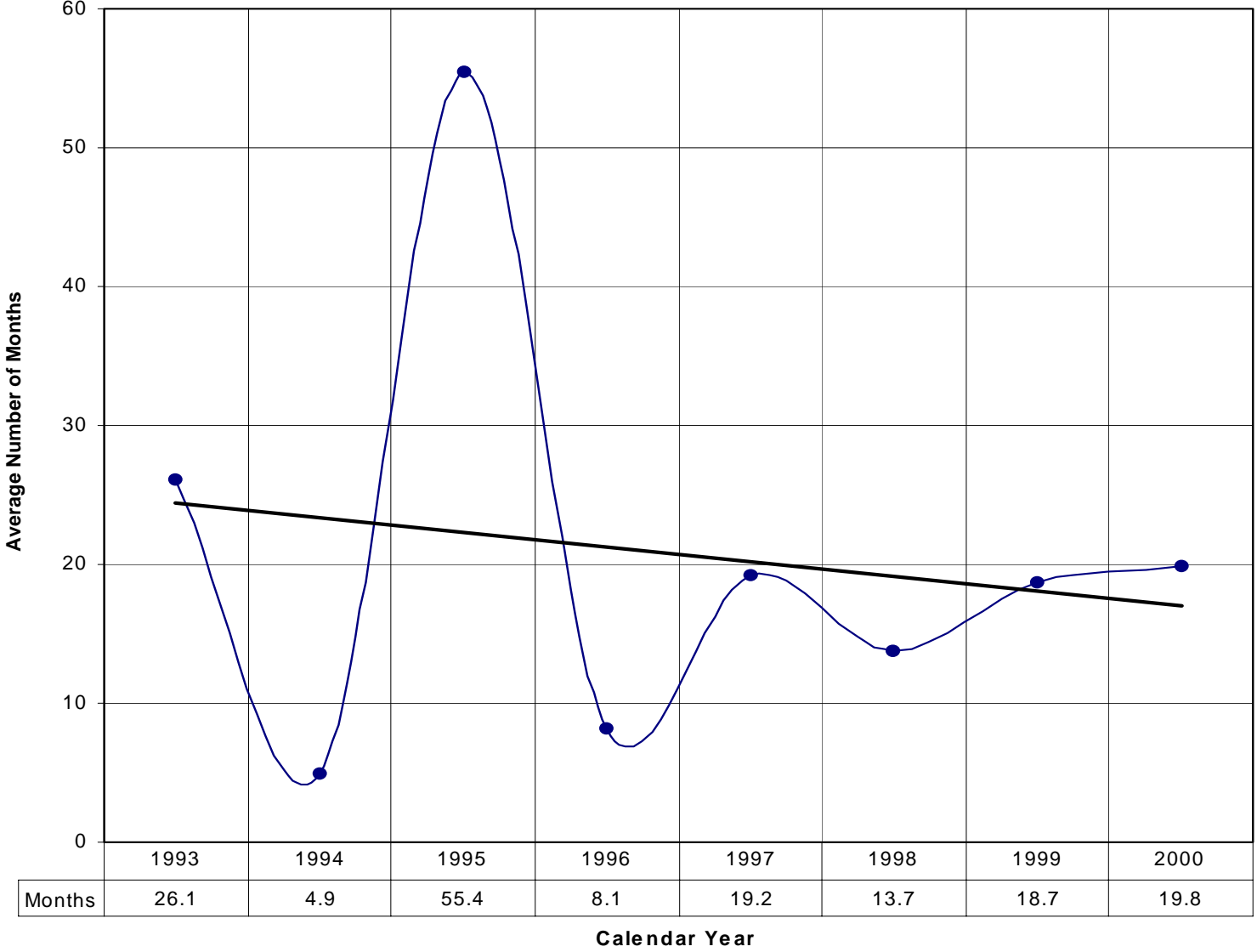
Caseload of CAT - Final Views Communications



Average Annual Time Difference Between Initial Submission and Inadmissability Decisions for CAT Individual Communications



Average Annual Time Difference Between Initial Submission and Final Views for CAT Individual Communications

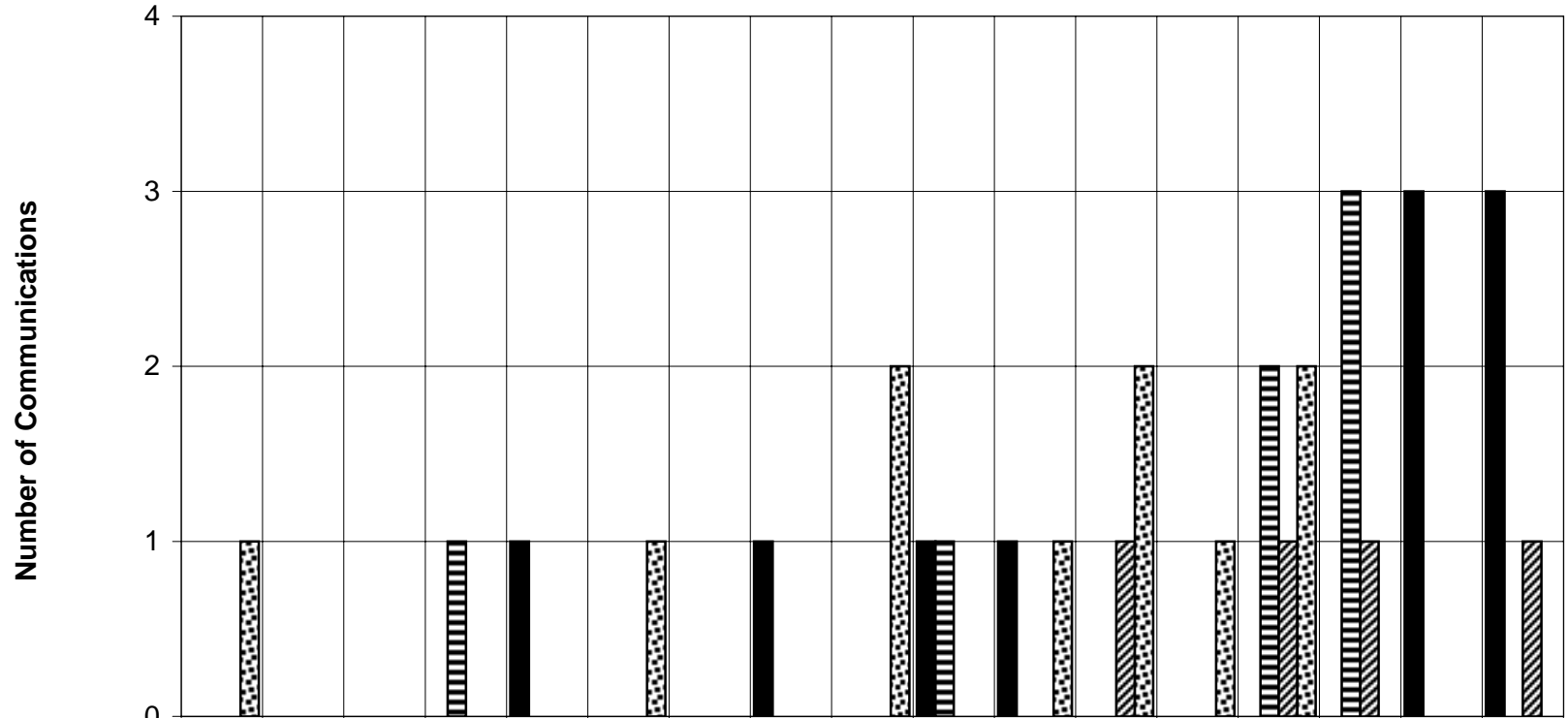


Caseload of CERD
Annual Report Years - August

	Registered	Admissible	Inadmissible	Final Views
2000	n/a	0	1	3
1999	n/a	0	0	3
1998	0	3	1	0
1997	2	2	1	0
1996	1	0	0	0
1995	2	0	1	0
1994	1	0	0	1
1993	0	1	0	1
1992	2	0	0	0
1991	0	0	0	1
1990	0	0	0	0
1989	1	0	0	0
1988	0	0	0	1
1987	0	1	0	0
1986	0	0	0	0
1985	0	0	0	0
1984	1	0	0	0
Total		7	4	10

Figures for communications registered in 1999 and 2000 are unavailable.

Caseload of CERD



	1984	1985	1986	1987	1988	1989	1990	1991	1992	1993	1994	1995	1996	1997	1998	1999	2000
■ Number Final Views	0	0	0	0	1	0	0	1	0	1	1	0	0	0	0	3	3
▨ Number Admissible	0	0	0	1	0	0	0	0	0	1	0	0	0	2	3	0	0
▩ Number Inadmissible	0	0	0	0	0	0	0	0	0	0	0	1	0	1	1	0	1
▤ Number Registered	1	0	0	0	0	1	0	0	2	0	1	2	1	2	0	n/a	n/a

Annual Report Year

Figures for communications registered in 1999 and 2000 unknown at this time.